

The Governor's Budget Report

FY 2007



Governor Sonny Perdue

State of Georgia

The Governor's Budget Report

FY 2007

**Sonny Perdue, Governor
Director of the Budget
State of Georgia**

**Shelley C. Nickel
Director
Office of Planning and Budget**

You may visit our website for additional information and copies of this document.

www.opb.state.ga.us

TABLE OF CONTENTS

INTRODUCTION

Governor's Budget Message	
Georgia Economic Report	1
Budget Highlights.....	10
State of Georgia – Organization Chart	17

FISCAL YEAR 2007 FINANCIAL SUMMARIES

Statement of Financial Condition.....	19
State Funds Surplus by Department	20
Georgia Revenues.....	21
Expenditures and Appropriations – State Funds	23
Expenditures and Appropriations – State Funds Grouped by Policy Area	24
Appropriations – Total Funds	27
Appropriations – Total Funds Grouped by Policy Area	28
Total Debt Authorized by State in General Obligation and Revenue Bonds	30
Principal and Interest Owed on Outstanding Bond.....	31
State Debt Service as Percentage of Prior Year Net Treasury Receipts	32
Lottery Fund Expenditures and Reserves	33
Tobacco Settlement Fund Expenditures	34
Salary Adjustments.....	35
Summary of Authorized Positions	36

FISCAL YEAR 2007 DEPARTMENT SUMMARIES

Legislative Branch

General Assembly	37
Audits and Accounts, Department of	38

Judicial Branch

Judicial Branch	39
-----------------------	----

Executive Branch

Accounting Office, State	47
Administrative Services, Department of	52
Agriculture, Department of.....	62
Banking and Finance, Department of	68
Community Affairs, Department of	74
Community Health, Department of	86
Corrections, Department of.....	97
Defense, Department of	107
Driver Services, Department of	113
Early Care and Learning, Department of.....	119
Economic Development, Department of	125
Education, State Board of.....	134
Employees' Retirement System	153
Forestry Commission, Georgia	159
Governor, Office of the	165
Human Resources, Department of	175
Insurance, Department of	196
Investigation, Georgia Bureau of	202
Juvenile Justice, Department of	209
Labor, Department of.....	217
Law, Department of	225

TABLE OF CONTENTS

Merit System of Personnel Administration.....	230
Natural Resources, Department of	236
Pardons and Paroles, Department of	247
Properties Commission, State	253
Public Safety, Department of	259
Public Service Commission	268
Regents, University System of Georgia.....	274
Revenue, Department of	288
Secretary of State	295
Soil and Water Conservation Commission, State.....	303
Student Finance Commission, Georgia.....	310
Teachers' Retirement System	321
Technical and Adult Education, Department of	327
Transportation, Department of.....	334
Veterans Service, Department of	344
Workers' Compensation, State Board of	351
State of Georgia General Obligation Debt Sinking Fund.....	357
 APPENDIX	
Revenue Shortfall Reserve.....	365
Georgia Statistics.....	366
Glossary.....	370



INTRODUCTION



**STATE OF GEORGIA
OFFICE OF THE GOVERNOR
ATLANTA 30334-0900**

**Sonny Perdue
Governor**

TO THE MEMBERS OF THE GENERAL ASSEMBLY

Over the last three years we have worked together to place Georgia government on a strong financial basis. We have eliminated waste and improved efficiency at all levels of state government. This allowed us to maintain critical levels of services during the economic downturn of the early part of this decade without resorting to the creative accounting methods seen in other states. Georgians can be assured that this level of financial discipline will remain as long as I am Governor.

The economic recovery that showed up in state revenue growth last year accelerated throughout the 2005 fiscal year and continues to grow at a healthy pace in fiscal year (FY) 2006. This strong growth allowed us to increase our "rainy day reserve" to over \$250 million at the end of FY 2005, a \$200 million increase over the prior year. By continuing with a conservative revenue forecast and spending policy, I expect to continue to build our reserves in the future.

My revised revenue estimates for FY 2006 and my revenue estimate for FY 2007 embody my philosophy of government restraint. I have based my budget on the same philosophy used by many families in homes all around this state. Government, like families, must live within its means. We must fund critical needs, improve the quality of life for Georgians, and also provide a comfortable cushion in the event of unforeseen events. I believe my budget proposals accomplish this.

We live in a competitive world. Gone are the days when young Georgians entering the workforce for the first time had to contend with the skills of people in other states. Today, the competition is not just in Virginia or Michigan, or even Canada or Germany. Today the challenge for jobs is worldwide, from the computer software centers of India to the biotechnology centers of South Korea.

To meet this challenge I am continuing to place the overwhelming part of all new state funds into education. This budget will place 72% of the entire revenue growth into education, more than \$1 billion in new funds. I am recommending \$163 million to reduce maximum class size in grades K-8. Improving educational skills is vital to giving our children a better opportunity to succeed in this heavily competitive world and reducing class size can be a big advantage in learning. I am also very concerned about the need to reduce high school drop out levels. Too many children do not finish high school and the result is a lack of skills for the modern world. I am committing \$21 million to provide grants to local school systems to fund a counselor in every high school to work with individual students to keep them in school and graduate.

Our school enrollment is increasing by 2.5% a year. Over 38,000 new students entered our schools this fall and the growth is expected to continue. Georgia's strong economy continues to encourage thousands of families to move here every year and these new Georgians bring their children or begin families here. To provide for this growth, my budget includes over \$200 million in additional funds for the Quality Basic Education formula grants to local school systems. This is in addition to \$145 million in Amended FY 2006 to provide a mid-term adjustment for enrollment growth of 2.5%. Higher fuel costs have hit our local systems hard this year. To help them my budget includes an additional \$5 million in both the Amended FY 2006 and in FY 2007 to cover this increased cost. Additionally, I am recommending almost \$450 million in bonds for local school construction, equipment and buses.

Encouraging Georgia's best teachers to remain in the classroom has been a hallmark of my administration. We have preserved Georgia's ranking as number one in the Southeast in average teacher salaries and maintained a very competitive national ranking. This budget includes a 4% pay increase for all teachers effective on September 1, 2006. Along with a 3% longevity step increase, this adjustment means more than half of all teachers will receive a pay increase of 7%. My budget also provides \$184 million to ensure that the cost of health care premiums for teachers and all other state employees remains the same as it was last year. I am also very aware of the out of pocket expenses that teachers incur as they purchase supplies for the classroom with no expectation of reimbursement. For the first time, we are going to recognize this



effort. Every teacher in Georgia will be issued a gift card that they can use during the tax free holiday period in 2006 to buy additional supplies they need for their classes. I know that this \$100 card covers only a small part of the classroom supplies that teachers pay for out of their own pocket, but it is recognition long overdue.

Government has a responsibility to protect the most vulnerable members of our society, our children. I am continuing this effort by including \$8.8 million to fully fund the 500 additional caseworkers added in last year's budget. This will give the Department of Human Resources the people it needs to thoroughly investigate child abuse cases.

A prosperous Georgia requires us to better strengthen our economic competitiveness. My budget includes funds to advance innovative and cutting edge industries. It includes \$38 million for a nanotechnology research center at the Georgia Institute of Technology; \$21.5 million for the Georgia Research Alliance, and \$5 million to expand the Life Sciences Facilities fund for start-up businesses to promote job growth in the bioscience industry. I am also including \$9.7 million for a Strategic Industries Initiative that will enhance the Seed Capital Fund for science and technology start-up companies and provide additional funds for eminent scholars.

Health care costs continue to grow rapidly and this budget seeks to manage this growth effectively and efficiently. We will save \$25 million by implementing a centralized third-party verification of income program for all Medicaid recipients and an additional \$20 million by adopting better business practices which will ensure that recipients receive the right services at the right time and at the right cost. To continue our efforts to protect children, \$3.7 million is included to support the operation of Hughes Spalding Children's Hospital in Atlanta. To cover cost increases, I recommend \$221million for growth in Medicaid.

To provide Georgians with the safety and security they need, my budget will continue to expand beds in correctional facilities to ensure that offenders serve time for their crimes. The FY 2006 amended and FY 2007 budgets together include over \$40 million to increase bed capacity in our prison system by more than 4,000. This will keep criminals off the street and also help to sharply reduce county jail backlogs. To deal with the growing methamphetamine problem, the Georgia Bureau of Investigation will receive \$1 million to establish a 15 agent "Meth-Force."

Over the last three years we have worked together to build a better Georgia. We have the strength of resources and especially of people. To quote General George S. Patton, "Never tell people how to do things. Tell them what you want them to achieve and they will surprise you with their ingenuity."

Sincerely,

A handwritten signature in black ink that reads "Sonny Perdue". The signature is written in a cursive style with a large, prominent "S" at the beginning.

Sonny Perdue

GEORGIA ECONOMIC REPORT

Overview

As the State approaches the middle of FY 2006, the economic outlook is one of accelerating growth albeit with several notes of caution. Critically, the national economy has proven highly resilient in the face of the economic disruptions caused by natural disasters in September of this year. Recent economic statistics confirm that U.S. economic growth is strong despite disruptions due to Hurricanes Katrina, Rita, and Wilma. Economic growth for the third quarter of 2005 as measured by real Gross Domestic Product was revised upward to 4.3%. This represents acceleration in growth from second quarter growth of 3.3%. While growth for the fourth quarter is expected to slow due to production and employment loss from hurricane damage, rebuilding efforts are forecast to support higher economic growth in early 2006.

The State's economy should benefit from this continued growth in the national economy. In fact, the State has already seen employment growth accelerate in recent months and the most likely future growth path is for continued growth with Georgia's employment growth rate exceeding that of the U.S.

However, other indicators add a note of caution to the outlook, particularly as Fiscal Year 2007 approaches. Higher energy prices mean energy goods are eating up a bigger share of consumers' disposable income and this could cause overall consumer spending growth to slow. The housing market has been a key driver of economic growth in recent years both from construction of new homes and from the wealth effect of homeowners tapping home equity to fund current spending. Early indications suggest that housing markets may have peaked. Rising interest rates and rapid home price escalation are negatively impacting housing affordability. While federal policy makers would welcome a moderate slowdown in housing markets in order to avoid an overheated economy, the risk is that housing will slow down not just moderately but precipitously.

In addition to these potential macro-economic impacts, Georgia's economic outlook is also affected by uncertainty associated with key sectors of its economy. Delta Air Lines, a major employer, is in bankruptcy proceedings, potential shutdowns of several manufacturing plants in Georgia have been announced and acquisitions of Georgia-based corporations are in the works. While these events are of critical importance to the companies and their employees, it is important to keep in mind that events such as these are part and parcel of a dynamic, market economy. Moreover, each of these events represents a small part of the overall Georgia economy.

U.S. Economic Trends

The U.S. economy has proved very resilient in the face of significant economic disruption due to the hurricanes in the third quarter. Despite the loss in production and jobs associated with these disruptions, economic growth actually accelerated in the third quarter. Figure 1 shows annualized growth by quarter in real U.S. GDP over the last 5 years. The band on the chart highlights the duration of the 2001 recession.

As shown, the U.S. economy grew rapidly out of the recession in 2002 and achieved very high growth in 2004. In the second quarter of calendar year 2005, growth slowed, in large part due to excess inventory build-up in the first quarter. As businesses slowed output to bring inventories back in line, economic growth slowed in Q3. With this inventory adjustment complete by the first part of the third quarter, economic growth accelerated in Q4.

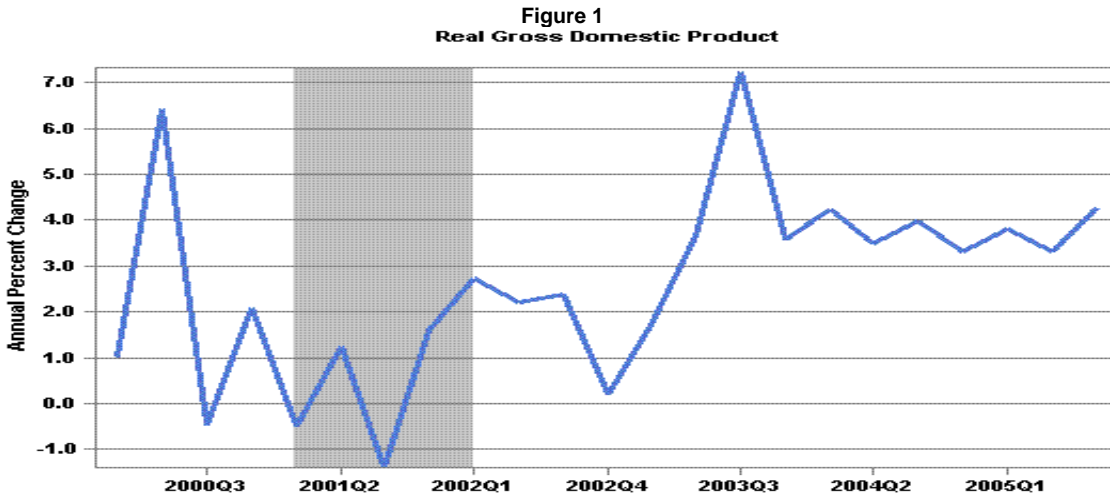
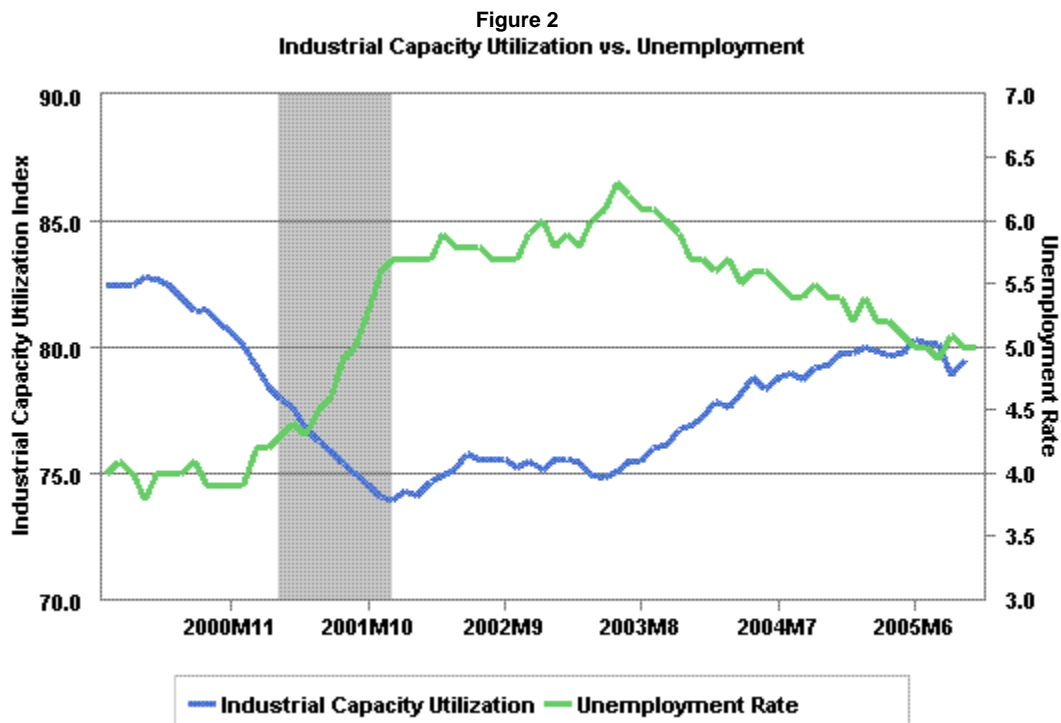
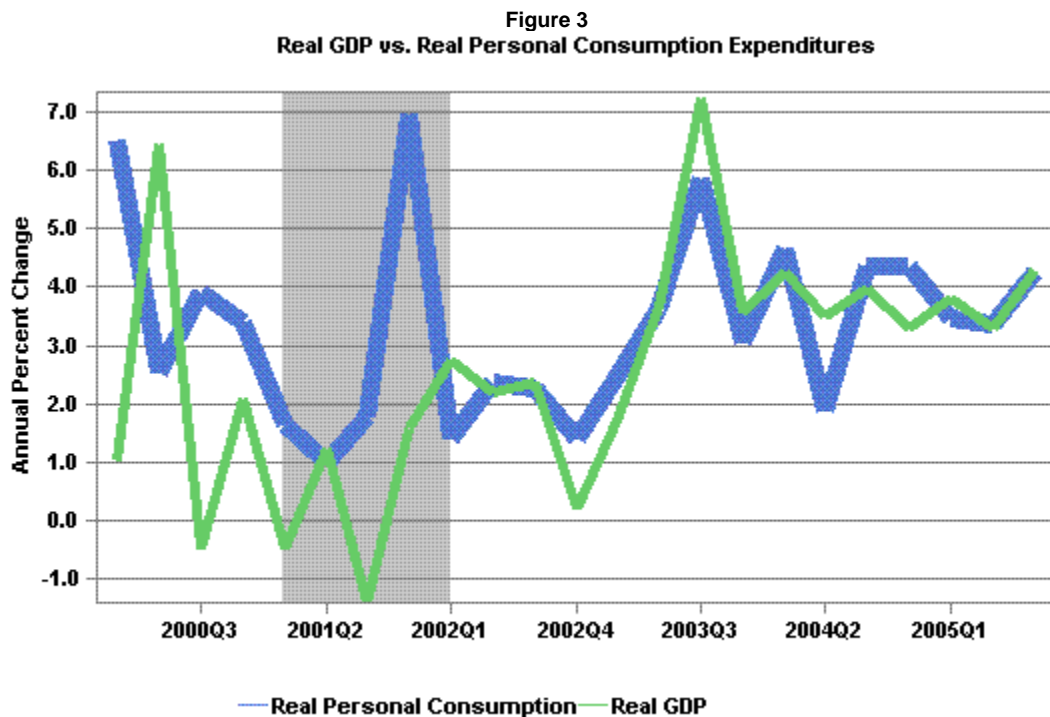


Figure 2 below illustrates how industrial capacity utilization and unemployment have improved over this growth cycle. With industrial capacity utilization now nearing 80% and the unemployment rate at 5.0%, the national economy is approaching levels at which inflationary pressures tend to build. The on-going increases in the target federal funds interest rate by the Federal Reserve Board are targeted at heading off any build-up in inflationary pressures

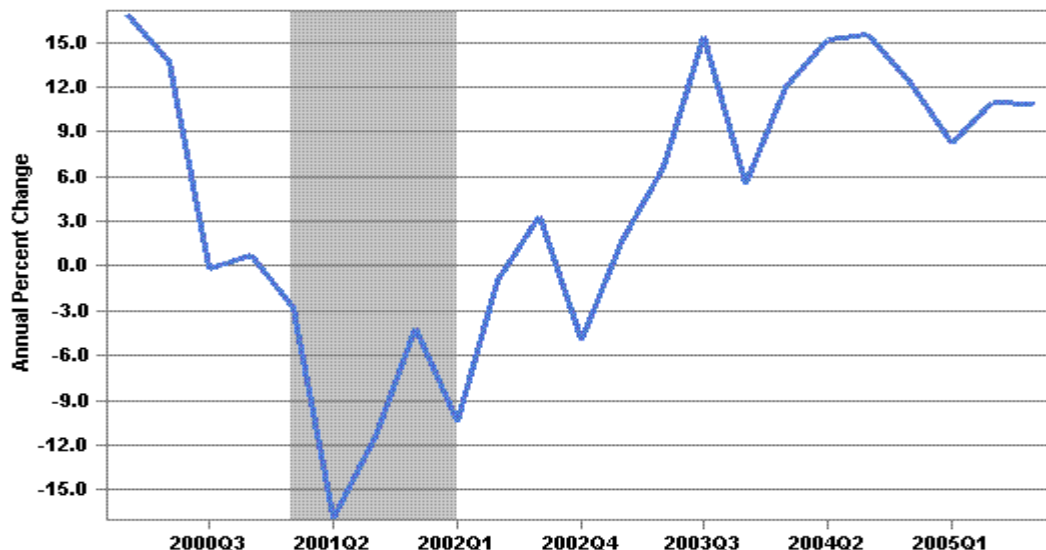


Personal consumption spending has been one of the key growth engines in this expansion. Figure 3 compares the growth in real personal consumption spending to that of real GDP. Personal consumption makes up about 70% of the national economy and recovery in personal consumption spending was a key factor in ending the recession.



Housing activity has also been a key growth engine. Housing has contributed to growth directly through the construction and sale of new houses and through the wealth effect of homeowners tapping into their equity and using this to fund consumption and home renovations. In addition, business investment has been growing rapidly. Figure 4 depicts annualized growth in business investment and indicates that investment growth has been growing faster than the overall economy in recent quarters.

Figure 4
Business Investment - Equipment and Software



Two areas of concern highlight risks to continued robust growth. First, higher energy prices are cutting into consumer spending power. Figure 5 depicts crude oil and natural gas prices over the past five years. While the energy price spikes associated with recent supply disruptions have received much attention, Figure 5 makes clear that energy prices had already been rising well before Katrina. Growing demand, especially in Asia, for oil products coupled with shrinking excess oil production capacity laid the foundation for rising prices. Higher domestic demand for natural gas coupled with limited import capacity had pushed natural gas prices up.

Figure 5
Crude Oil and Natural Gas Pricing

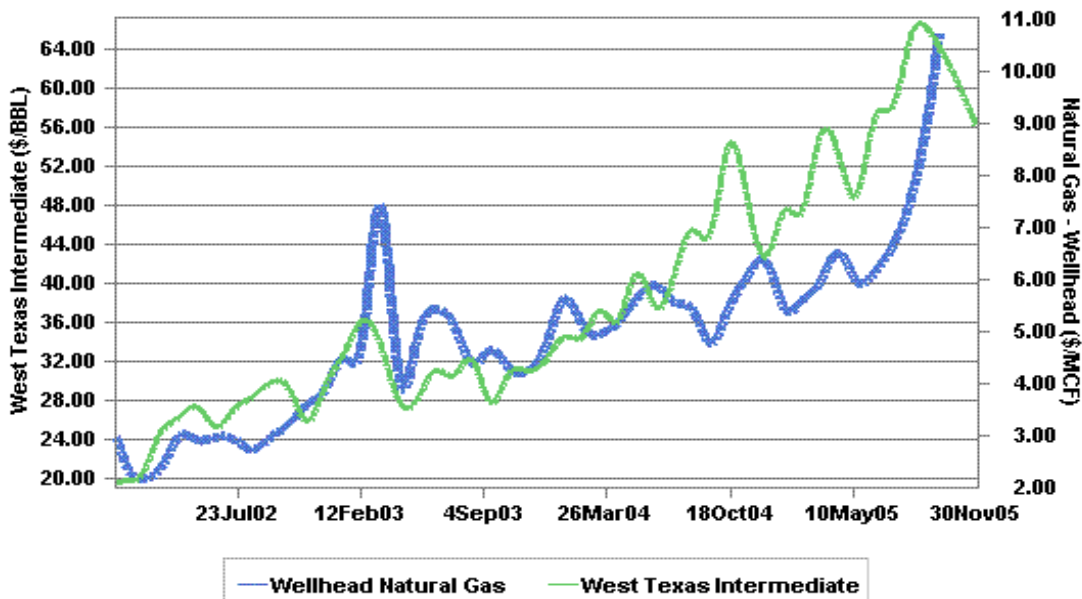
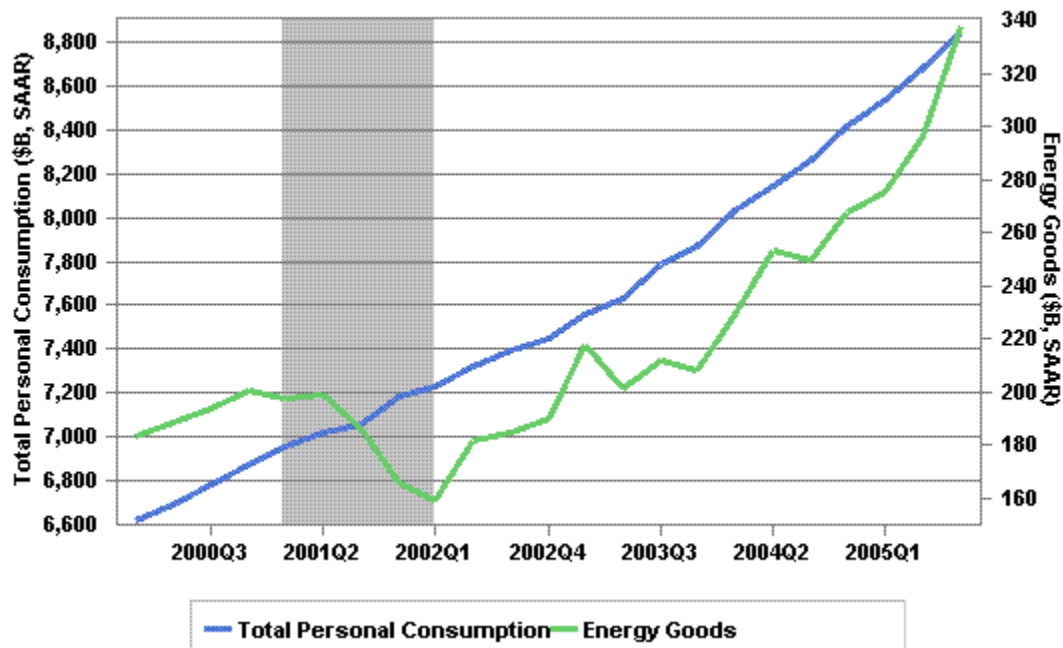


Figure 6 shows consumer spending on energy goods compared to total consumption expenditures. At the start of 2002, energy goods made up 2.2% of total consumer spending. In the latest quarter, energy goods made up about 3.8% of total consumer spending. Thus, energy's portion of consumer spending has increased by over 70% during that period.

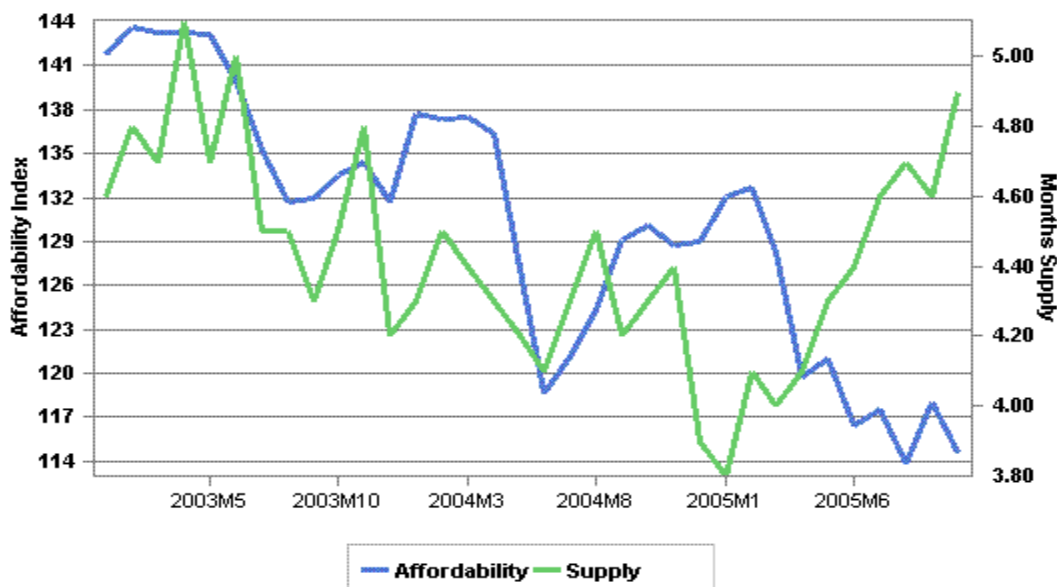
To date, this run-up in energy expenditures has not led to a decrease in consumer spending growth. However, the concern is that eventually, consumers will need to slow other spending to accommodate their demand for energy products within their overall budget. In particular, higher natural gas prices this winter heating season may create budget problems. Higher natural gas prices are expected to most severely impact lower income households during this winter heating season.

Figure 6
Total Personal Consumption vs. Energy Goods



A second risk factor is slowing in housing markets. Several indicators point to the possibility that housing markets have peaked. Figure 7 shows housing affordability and the monthly inventory of existing homes for sale. With affordability trending down as home prices and mortgage interest rates rise, the time required to sell a house is lengthening. As the time on the market lengthens, housing price appreciation is expected to weaken. This, in turn, is expected to feedback into weaker growth in housing starts and construction employment.

Figure 7
Trends in Housing Affordability and Supply of Existing Homes



With the economy approaching full employment, federal policy makers are seeking to moderate housing growth. The continuing rise in the federal funds target rate is aimed, in part, at achieving moderation in housing growth. The risk is that rather than moderation, housing prices and activities slow precipitously.

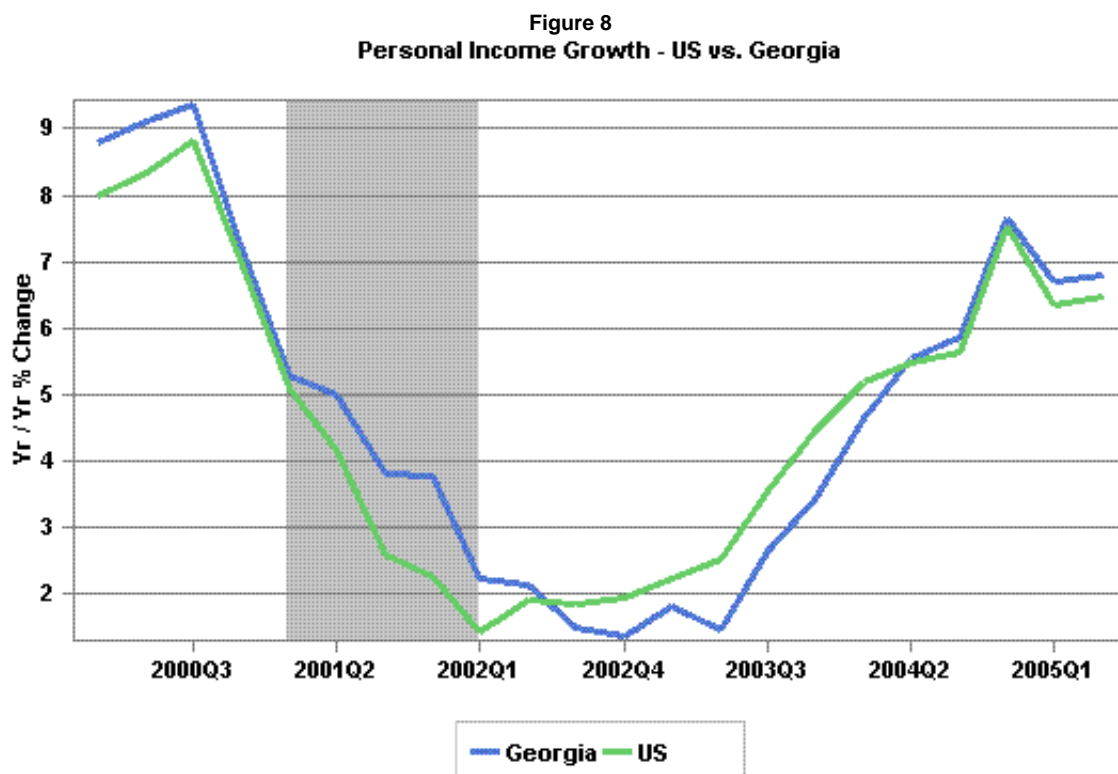
Overall, the outlook for the U.S. economy remains positive. Growth is solid, employment is expanding and businesses are investing. While high energy prices, rising interest rates and a slowdown in housing pose challenges to this growth scenario, the resilience of the U.S. economy is expected to win out in the end with the economy expanding at rates near its long-term potential through the end of FY 2007.

Georgia Economic Trends

Georgia's economy was hit especially hard by the national recession that started in 2002. Georgia's initial recovery from that recession, as measured by non-farm employment growth, lagged that of the U.S. However, Georgia's growth is now accelerating, the State's personal income growth exceeds that of the U.S. and the State's employment growth rate is expected to catch and surpass that of the U.S.

In addition, while housing has been a key contributor to Georgia's economic performance, it has not experienced the extreme price increases and speculative purchasing that has occurred in certain regional markets. This means that Georgia faces less economic risk from a rapid slowdown in construction activity in its housing sector or a significant decrease in housing prices.

Figure 8 below compares year over year growth in personal income for the U.S. and Georgia for the period 2000 – 2005 Q2.

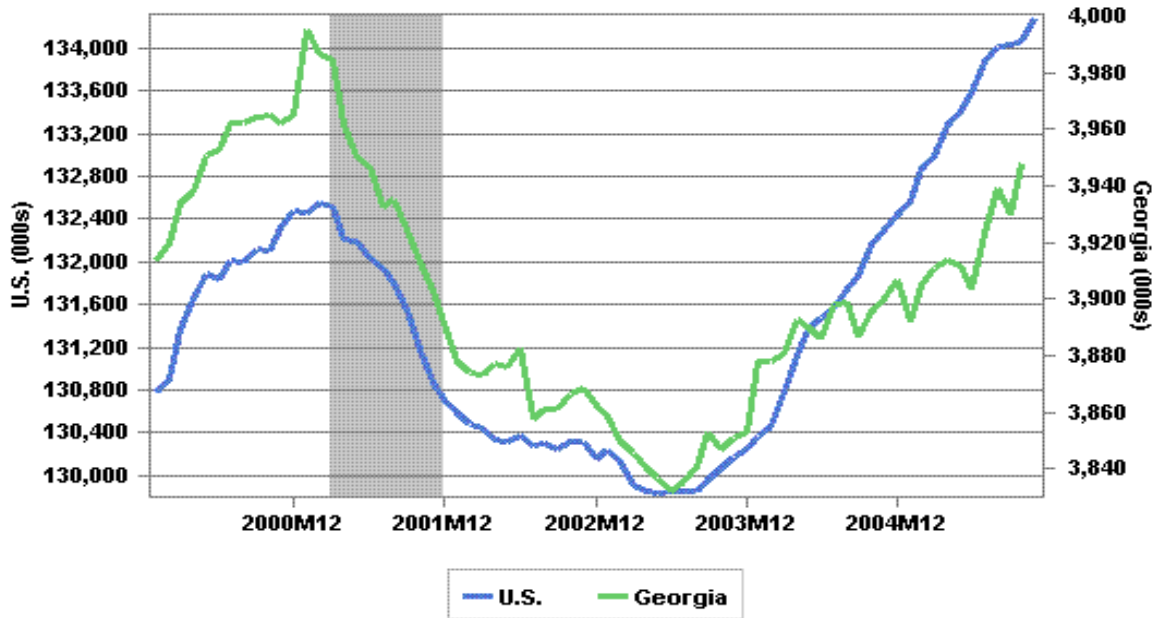


Georgia's personal income growth rate declined more slowly than that of the U.S. during the recession. However, U.S. personal income growth accelerated much earlier than that of Georgia coming out of the recession. Georgia's personal income growth continued to trend down for an additional five quarters after U.S. growth bottomed out. Beyond that period, Georgia's personal income growth continued to lag U.S. growth for an additional year. However, in the last three quarters of reported data, Georgia's personal income growth rate has picked up steam and exceeded that of the overall U.S. economy.

Figure 9 depicts the level of non-farm employment in Georgia and the U.S. for 2000 through October 2005. Employment in Georgia fell more drastically than in the U.S. during the recession. For Georgia, non-farm payrolls decreased by 3.8% from the peak level of employment to the trough. For the U.S., the decrease was 2.0%. Georgia's employment growth exceeded that of the U.S. during most of 2004 but then hit a stagnant period that lasted until June 2005. Since June, employment growth has approximately doubled to just over 1.3% per year and is now approaching the growth rate of the U.S.

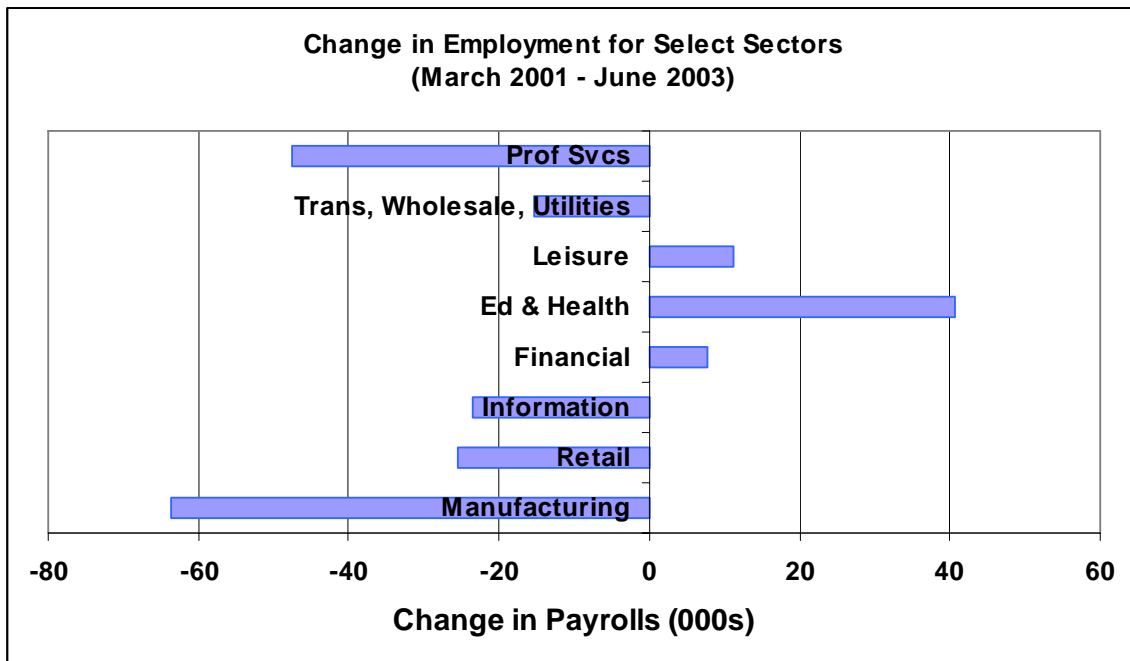
Figure 9

Non-Farm Employment - U.S. vs. Georgia



Georgia's non-farm employment situation reflects in part the on-going transition as the State increasingly integrates into the global economy and adapts to other structural changes in the economy. Figure 10 summarizes the net change in payrolls for select sectors of Georgia's economy over the period March 2001 through June 2003.

Figure 10



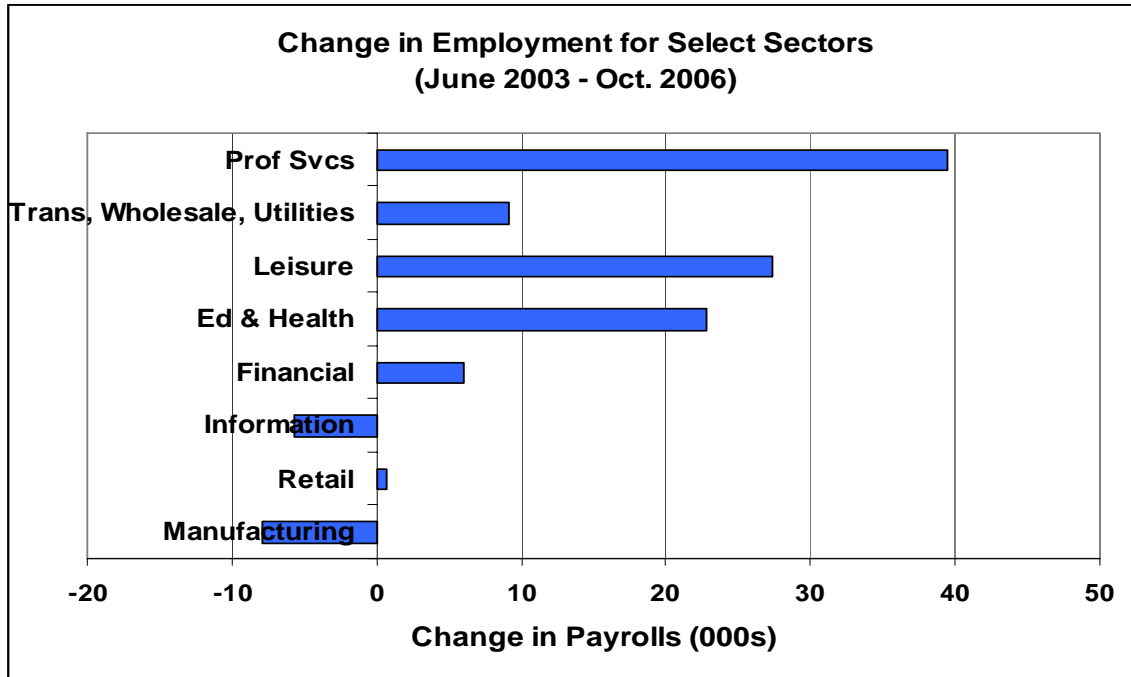
Job losses were concentrated in manufacturing, retail, information, professional services and the transportation, wholesale trade, and utilities sectors. Job losses in these sectors were greater than job growth in other sectors. These sectors include leisure and hospitality, education and health, and financial.

Global competition has negatively impacted manufacturing employment in the U.S. and Georgia as producers look to squeeze out any production costs possible by shifting production overseas and low-cost foreign producers claim a larger share of the global

market. In addition, the retail sector has gone through significant restructuring in which smaller retailers have difficulty competing with larger retailers with more efficient operations. This tends to reduce employment in the retail sector.

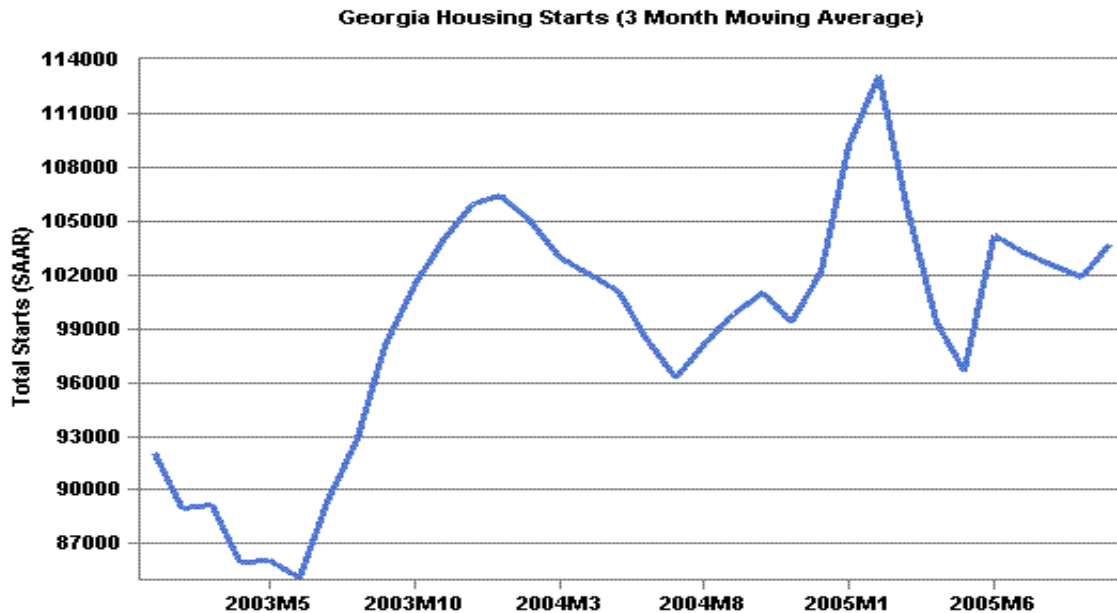
Figure 11 depicts the change in employment in Georgia from the trough in June 2003 through October 2005. This chart indicates that employment in manufacturing, retail and information is stabilizing, while growth is strong in sectors such as professional services, education and health and leisure and hospitality. Stabilization in these sectors set the stage for overall growth to re-accelerate as new growth engines take over.

Figure 11



Housing activity in Georgia has been strong. Figure 12 depicts housing starts for the last five years. Georgia's housing starts show no sign of slowdown.

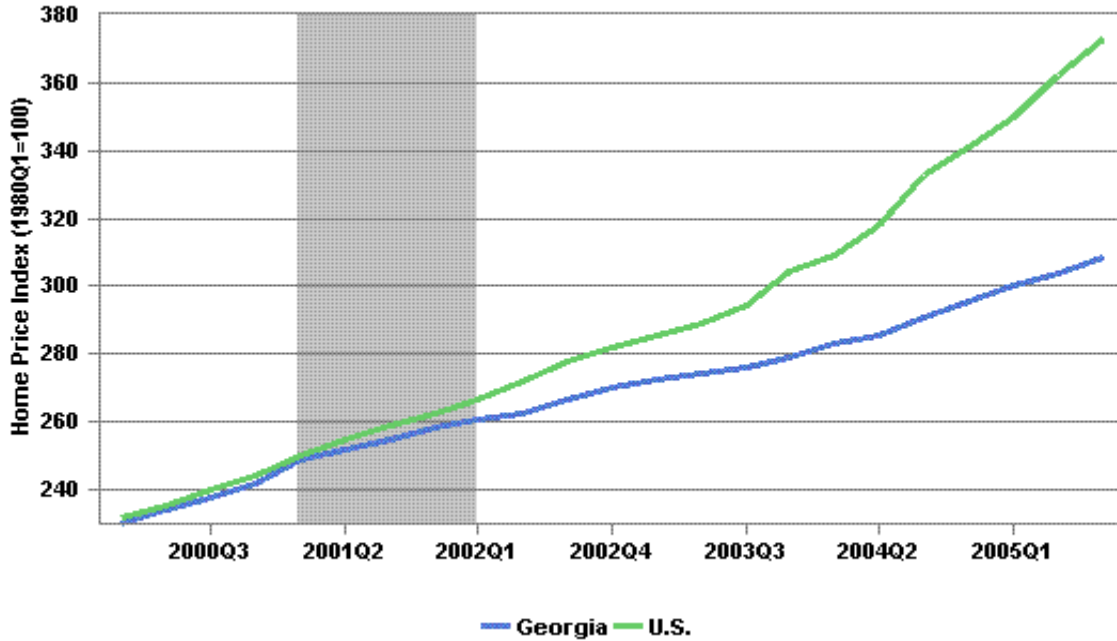
Figure 12



While activity has been strong, housing price appreciation has been moderate. Figure 13 compares housing price appreciation for Georgia to that of the U.S. as a whole. Keep in mind that prices in certain regional markets have appreciated much faster than the national average. The moderate rate of home price escalation in Georgia indicates that the State has less exposure to a potential housing slowdown than the country as a whole.

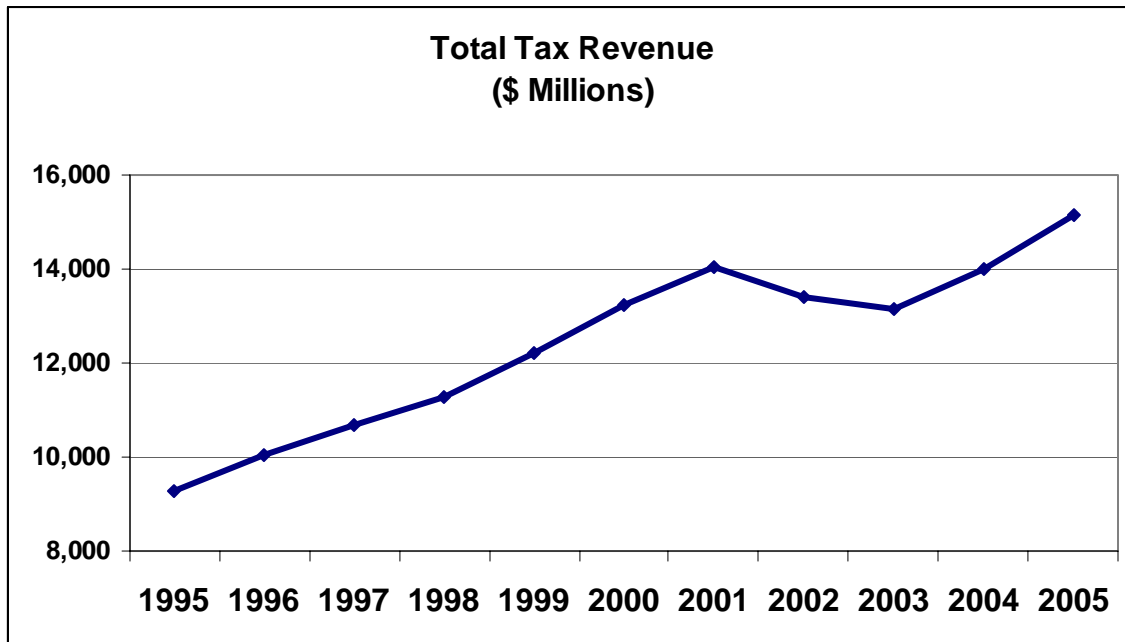
Figure 13

Housing Price Escalation - U.S. vs Georgia



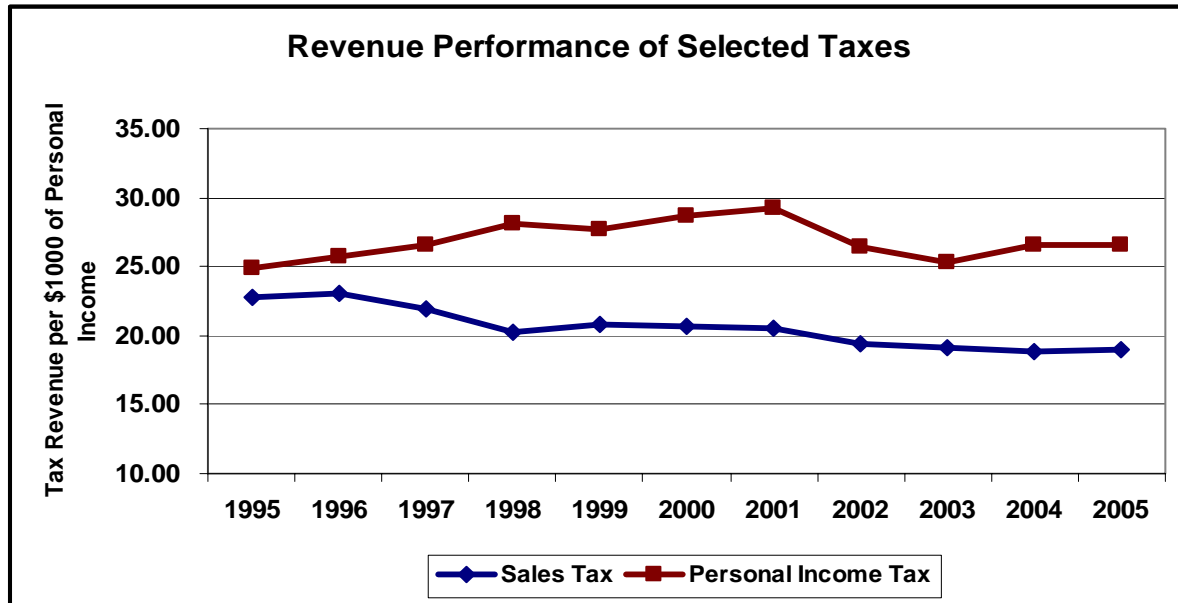
For the State, the improvement in the economic picture since the recession has translated into renewed growth in tax revenues. Figure 14 shows the trend in total general fund revenues since FY 1995. The recession caused a sharp drop in tax revenues in FY 2002 and FY 2003. However, revenue growth resumed in FY 2004 and continued into FY 2005.

Figure 14



While Georgia's total tax revenue has resumed growing, the economic performance of Georgia's taxes is also important for the future fiscal conditions of the State. Figure 15 summarizes tax revenue per \$1,000 of State personal income.

Figure 15



As shown, sales tax revenue per \$1,000 of personal income has been declining. This means that for each additional \$1,000 in Georgia personal income growth, the increase in sales tax revenue will tend to decline. In contrast, personal income tax revenue per \$1,000 of personal income has been growing slightly but remains below levels of the late 1990s when capital gains from stock sales were high. Thus, additional personal income tax revenue resulting from increases in personal income will tend to grow slowly.

Summary

Georgia's economic growth is accelerating. Growth in employment and personal income are expected to beat that of the U.S. Georgia's economy should continue to benefit from U.S. economic growth, the State's low cost of doing business, its attractiveness to relocating businesses and in-migration.

If the U.S. economy should slow, this will negatively impact Georgia's growth but Georgia does not have the risk of outsized gains in housing prices or construction employment seen in other regions. Georgia's growth prospects do face some uncertainty due to corporate restructuring issues in the State. Delta Air Lines is in the midst of bankruptcy proceedings, has reduced salaries across the board, and has announced plans to cut employment. This level of restructuring is already built into the State's outlook. Further restructuring could act as a drag on the State's economic growth.

Manufacturing employment has stabilized in Georgia and, in fact, has actually increased in the last few months. However, General Motors has announced its intention to shut down its Doraville assembly plant. Press reports also indicate that the Ford assembly plant in Hapeville is at risk of shutdown. While these facilities provide good paying jobs, it is important to keep in mind that Georgia has total non-farm payrolls that are approaching 4 million jobs. Plant shutdowns are a painful process for those involved, but from an overall state economic picture, Georgia should be able to absorb these job losses without facing serious downturns in the economy.

For Georgia's fiscal outlook, these economic conditions are expected to deliver moderate growth in revenues. Several factors contribute to this outlook. First, General Fund revenues grew by 7.0% in FY 2004 and 8.4% in FY 2005 in the first two full years of economic growth following the recession. In comparison, tax revenues grew by 19.3% in 1992 and by 11.9% in 1993 following the recession of 1991. Revenue growth moderated significantly following those two years of high growth in the mid-1990s. Thus, moderation in revenue growth can be expected as the economic cycle continues to mature. Second, growth comparisons become more difficult as the revenue base grows. High growth rates are easier to sustain on a low base compared to a high base. Third, growth in FY 2005 was boosted by extraordinary growth of 50% in corporate income tax revenues. Similar growth is not expected in FY 2006 or FY 2007. Finally, Georgia has made strong progress in rebuilding its Revenue Shortfall Reserve but the overall balance remains low relative to historical levels. This mandates caution in budgeting for future growth.

AMENDED FY 2006 AND FY 2007 BUDGET HIGHLIGHTS Governor's Recommendations

TAX CREDITS/CUTS

- The Child Care Tax Credit provides a tax credit for childcare expenses for eligible taxpayers beginning in 2007. This is an estimated savings to taxpayers of \$11,800,000 in the first year.
- The Georgia State estate (death) tax will be fully eliminated in 2006 based on the Governor's decision to allow the tax to sunset in conjunction with federal tax law changes. Georgians will save over \$120,000,000 annually because of the final elimination of this tax.
- The Conservation Tax Credit allows for an income tax credit for the donation of conservation easements of land, which meet the goals of the Governor's Georgia Land Conservation Act. The allowable credit is 25% of the fair market value of the donated property up to a maximum of \$250,000 per individual and \$500,000 per corporation. An annual realized tax savings of up to \$12,000,000 are estimated.
- Increase funding to \$434,000,000 for the Homeowner Tax Relief Grant program. This program reduces local property taxes owed by homeowners by exempting the first \$8,000 of assessed value (\$20,000 of the fair market value) from tax liability. This increase maintains full funding of the program. Almost \$200,000,000 in new funds has been added to this program since 2002.
- On December 16, 2005 the Governor signed an Executive Order cutting in half the sales tax on natural gas and liquid propane for residential heating. The sales tax on natural gas will be reduced during the peak heating months of January through April 2006. Tax on liquid propane will be reduced during the months of January to March 2006. This will provide tax savings to consumers ranging from \$16,000,000 to \$20,000,000 and prevents state government from reaping a revenue windfall due to the high cost of these fuels.
- Providing Georgia consumers with relief from sharp motor fuel price increases in the aftermath of Hurricane Katrina, the Governor ordered a suspension of all state taxes on motor fuels for the month of September 2005. This suspension was approved by the General Assembly, meeting in Special Session beginning on September 6. This action saved Georgia drivers approximately \$75,000,000.
- Increase the amount of retirement income exempt from the state income tax from \$15,000 to \$25,000 per taxpayer aged 62 and older effective January 1, 2006. This increase will save Georgia retirees \$64,000,000 a year.

SALARY ENHANCEMENTS

Currently, Georgia is ranked 1st in the southeast for average teacher salaries. Governor Perdue continues to demonstrate his respect and appreciation for the hard work of teachers by providing a 4% pay raise for all teachers, which is in addition to the 3% pay raise that more than half the teachers will earn due to natural progression on the teacher salary schedule. The Governor also understands that many teachers purchase

classroom supplies out of their pockets, to ensure their students have the tools they need to learn. In recognition of this, the Governor is providing public school K-12 teachers in Georgia with a \$100 gift card to buy much needed classroom supplies. Also, the faculty and staff at the University System and Department of Technical and Adult Education will receive a 4% salary improvement.

Additionally, the State's dedicated employees will receive an increase of up to 4% dependent on their position in their pay grade scale.

To cover the increased cost in the State Employees Health Insurance Program in FY 2007, State agencies' share of the premium will be increased from 14.20% to 16.713%. Employees will not experience an increase in premiums for the year.

RECOMMENDED EXPENDITURES

EDUCATED GEORGIA

An educated Georgia is Governor Perdue's vision for the State and this budget demonstrates his commitment to fulfilling that vision. From Pre-K to higher education, Governor Perdue is providing students, teachers, principals and faculty along with local school systems, colleges and universities with the resources they need to ensure that Georgia's students are well prepared for the future.

Governor Perdue is continuing his commitment to education by fully funding enrollment growth in Pre-K, K-12, colleges and universities. In addition to recommending enrollment growth funding, the Governor is providing funding to lower class sizes in grades K-8. Reducing class size results in a more manageable classroom for teachers and creates a better learning environment for students. This budget is also fully funding K-12 capital requests to build and renovate schools and classrooms as well as capital outlay funding for colleges and universities.

The Governor is committed to supporting teachers by investing additional resources in the classroom and ensuring that all students have an equal chance for academic success. These priorities are reflected in the Amended FY 2006 and FY 2007 recommendations.

LOTTERY FUNDS

Early Care and Learning

- \$5,065,765 to increase Pre-K grants to fund 1,000 additional slots.

Student Finance

- \$17,935,986 to increase funds for the HOPE Scholarship program.

AMENDED FY 2006 and FY 2007 BUDGET HIGHLIGHTS

Governor's Recommendations

EDUCATION (State General and Other funds)

Public Schools

- \$144,984,921 in Amended FY 2006 to provide a mid-term adjustment for enrollment growth of 2.5%.
- \$9,000,000 in Amended FY 2006 to provide a fund accounting system for local school systems.
- \$5,112,596 in Amended FY 2006 and \$8,789,577 in FY 2007 to provide a correction to equalization grant funding to properly reflect millage increases.
- \$5,000,000 in Amended FY 2006 and \$5,000,000 in FY 2007 to add funds to pupil transportation for increased fuel costs.
- \$46,575,439 to provide for an increase in equalization grants.
- \$50,000,000 in bonds to purchase 1,000 new buses.
- \$396,480,000 in bonds for local school construction and equipment.
- \$201,509,474 in additional formula earnings for Quality Basic Education (QBE) formula grants based on enrollment growth of 2.5% and training and experience increase.
- \$163,164,787 to provide funds to reduce the individual maximum class size for grades K-8.
- \$21,175,000 to provide grants to school systems to fund 1 high school completion counselor for every high school to increase the graduation rate.
- \$10,000,000 to fund gift card for public school teachers to purchase classroom supplies.
- \$2,467,578 to provide funds for academic coaches in Needs Improvement schools.
- \$2,390,507 to expand the QBE remedial program for middle school students.
- \$1,000,000 to provide funding for the on-line SAT preparation software and maintain the current contract rate for FY 2007.
- \$800,000 to expand the Georgia Virtual School by 2,000 seats.
- \$3,000,000 to recruit high performing principals to targeted schools.

Student Finance

- \$100,000 in Amended FY 2006 and \$200,000 in FY 2007 to fund the HERO scholarship at \$2,000 per award.
- \$1,010,402 in other funds to increase North Georgia College and State University Service Cancellable Loans for additional students returning from military deployment.

- \$280,000 in other funds to increase funding for Service Cancellable Loans to fund 100 additional nursing slots.

University System

- \$55,309,821 to fully fund enrollment increases based on a 1.6% increase in semester credit hours, operating expenses related to additional square footage, health insurance and retirement.
- \$1,500,000 for the Georgia Leadership Institute for School Improvement to provide additional leadership development programs for principals.
- \$1,000,000 for 15 faculty members at Georgia Gwinnett College.
- \$900,000 to fully fund the New Directions funding formula for the Georgia Public Library System grants.

HEALTHY GEORGIA

The vision of a Healthy Georgia will be achieved through progress in several strategic areas. This budget emphasizes services in community settings and moves forward on the commitment to serving individuals in their homes, as opposed to institutional settings. Another strategic area of focus is child welfare; by increasing newborn screening, detection of treatable diseases will occur early on, reducing incidences of developmental delays, child illnesses and deaths. To better protect our children, this budget provides funds to implement a child welfare technology system. In child protective services casework, access to timely, accurate information can mean a child's life is saved. Additionally, this budget recognizes the devastating effect of methamphetamine addiction to Georgia's families and provides funds to serve 200 parents.

Improving the health of our Medicaid and State Health Benefit Plan members is also a key focus of this budget. In FY 2007, Medicaid members' health status will be improved through the implementation of a care management plan in which each Medicaid member will have a medical home. The State Health Benefit Plan covers over 640,000 Georgians, including state employees, teachers, other school personnel and their families. This budget recognizes the key role that this plan plays in the health of our state, by providing over \$184,000,000 in new employer funding, insuring no employee premium increases through the next year.

Human Resources

- \$4,437,525 in both Amended FY 2006 and FY 2007 to annualize the cost of 500 additional Child Protective Services caseworkers in the Child Welfare program.
- \$14,000,000 in State funds in Amended FY 2006 and \$3,500,000 in FY 2007 to provide for the implementation of the Statewide Automated Child Welfare System.
- \$3,284,597 in Amended FY 2006 to annualize the cost of 925 waiver slots for consumers on the Mental

AMENDED FY 2006 and FY 2007 BUDGET HIGHLIGHTS

Governor's Recommendations

Retardation/Developmental Disabilities waiting list in the Community Services Adult program (\$2,720,005) and the Community Services Child and Adolescent program (\$564,592). For FY 2007, \$3,197,417 to annualize the cost of 925 waiver slots for consumers on the Mental Retardation/Developmental Disabilities waiting list in the Adult Services program (\$2,648,987) and in the Child and Adolescent Services program (\$548,430).

- To improve health and developmental outcomes for children, increase number of newborn screening tests from 13 to 29 with savings (\$2,281,919) by implementing a \$40 service fee.
- \$1,000,000 to provide funds for provider training and treatment services to 200 methamphetamine-addicted adults with children in the Adult Services program.
- \$700,000 to enhance the SUCCESS system to support Medicaid eligibility verification and for changes in TANF.
- \$6,358,671 to fund 750 waiver slots for the Mental Retardation/Developmental Disabilities waiting lists.
- \$4,150,000 in Amended FY 2006 budget for the Low Income Energy Assistance Program (LIHEAP).
- \$1,452,545 in additional Tobacco funds to treat low income, uninsured or underinsured patients through the Cancer State Aid program.
- \$1,446,132 to fund 500 additional slots in the Community Care Services program for eligible elderly clients to enable them to continue to live at home.
- \$768,199 to increase family foster care per diem rates by 3.2%, consistent with the Consumer Price Index.

Community Health

- \$25,000,000 savings by reducing Medicaid benefit cost by eliminating self-declaration of income and implementing a centralized third-party verification of income and assets for both enrollment and re-enrollment.
- \$20,000,000 savings by reducing Medicaid costs generated in the Aged, Blind and Disabled populations through the provision of better business practices to ensure that the member receives the right services, at the right time at the right cost.
- \$3,750,000 to support the operation of Hughes Spalding Children's Hospital.
- \$1,870,000 to verify Medicaid eligibility by conducting review procedures.
- \$998,384 to fund Medicaid costs associated with the expansion of the newborn screening program administered by the Department of Human Resources.
- \$221,163,251 to fund the projected growth in Medicaid benefits.
- \$184,451,828 to maintain the fiscal viability of the State Health Benefit Plan without increasing employee premiums.

- \$20,030,472 to update nursing home reimbursement rates to the FY 2004 cost reports.
- \$14,000,000 in Amended FY 2006 to continue the Disproportionate Share Hospital program payments to private hospitals for uncompensated care.
- \$1,044,962 to fund a monthly supplement of \$20 for nursing home residents who receive Supplemental Security Income.

Veterans Service

- \$767,048 to re-open the 2nd floor of the Carl Vinson Building with 30 additional beds at the Georgia War Veterans Home in Milledgeville.

GROWING GEORGIA

A growing Georgia is a priority with Governor Perdue. This budget reflects an investment in Georgia's infrastructure, a vital element for sustaining economic growth and development. From bonds for water and sewer construction for local governments, to completing the final phase of the Brunswick harbor deepening and Container Berth 8 at Georgia's Ports Authority, as well as a record local road program, "Paving the Way Home," this package boosts economic development activities underway in every corner of our state. Further, this budget provides \$12,000,000 for economic development projects that will help create and sustain jobs for Georgians.

Recognizing that Georgia's natural resources are a vital and valuable State asset, this budget provides for \$5,000,000 in grant funds for local governments in the Governor's Land Conservation program. Additionally, this budget funds the development of a strategy for sound economic development and conservation of Georgia's coastal region.

Transportation

- \$117,000,000 in both the Amended FY 2006 and FY 2007 budgets in Motor Fuel Funds for the Governor's local road initiative, "Paving the Way Home," increasing the Local Assistance Road Program (LARP) to \$60,000,000, state fund construction/off-system to \$34,000,000 and state fund construction/most-needed to \$23,000,000.
- \$2,000,000 in additional funds for mass-transit grants.
- \$664,179 in additional grant funding for maintenance and improvements at Georgia's public airports, an increase of over 13%.
- \$1,350,000 in bonds for freight rail rehabilitation: Cordele to Cedar Creek (\$800,000) and Vidalia (\$550,000).

Natural Resources

- \$5,000,000 in FY 2007 and \$2,503,092 in Amended FY 2006 to increase funding for the Solid Waste Trust Fund and \$8,339,491 in Amended FY 2006 to increase funding for the Hazardous Waste Trust Fund.

AMENDED FY 2006 and FY 2007 BUDGET HIGHLIGHTS

Governor's Recommendations

- \$2,000,000 in bonds for construction and equipment for the Suwannee River Eco-Lodge meeting facility.
- \$400,000 to enhance water modeling and monitoring in the Environmental Protection Division.
- \$602,225 to expand park and public fishing areas.

Georgia Environmental Facilities Authority

- \$47,000,000 in bonds for low interest loans for local water and sewer construction projects.
- \$5,000,000 to provide grant funds for local governments in the Governor's Land Conservation program.

Georgia Ports Authority

- \$15,900,000 in bonds to complete construction of the Container Berth 8 project in Savannah.
- \$3,200,000 in bonds to complete the deepening of the Brunswick harbor.

Georgia World Congress Center

- \$5,425,000 in bonds for facility repairs and renovations for the Georgia World Congress Center.

Community Affairs

- \$12,000,000 for economic development projects that will help create and sustain jobs for Georgians.
- \$3,500,000 to enhance the Local Development Fund to \$5,000,000 to provide grants to local governments to meet their important community development or improvement needs.
- \$300,000 to provide accessibility improvements at owner-occupied homes in which an individual with a physical disability resides.
- \$300,000 to support the development of a strategy for sound economic development and conservation for Georgia's coastal region.

Agriculture

- \$121,399 to fund additional equipment and supplies at the Poultry Veterinary Diagnostic Labs system for avian influenza testing.
- \$378,556 for additional food safety inspectors and pathologists to ensure a safe food supply.

SAFE GEORGIA

Keeping Georgians safe is one of the Governor's highest priorities. As more law offenders are sentenced to prison, the state must accommodate their growing numbers. This budget provides relief to local jails by adding over 4,000 beds to the State's prison capacity; it includes operating funds for newly constructed prisons, re-missioning underutilized facilities, partnering with private providers to expand their existing capacity, and opening temporary space in existing prisons.

Safe communities require targeted law enforcement. This budget establishes a Meth-force to investigate methamphetamine-related crimes and a DUI court grant program to reduce repeat drunk driving offenses. This budget also expands proven community-based drug treatment options for probationers and parolees, and transitional centers that mandate released prisoners hold jobs, support their families and pay restitution to their victims. In order to rehabilitate juvenile offenders, this budget funds outcome-based programs that keep families intact while providing both treatment and supervision to juvenile offenders.

Corrections

- \$6,483,276 in Amended FY 2006 to provide start-up and operating funds for 768 beds at 4 vacant probation detention centers and \$11,900,932 in FY 2007 for operating funds to reduce county jail backlogs and meet increased capacity needs.
- \$3,637,067 in Amended FY 2006 and \$6,216,828 in FY 2007 to provide start-up and operating funds for 1,348 temporary beds at existing facilities to reduce county jail backlogs and meet increased capacity needs.
- \$3,401,212 in Amended FY 2006 and \$4,267,522 in FY 2007 to provide for a 3.5% increase in the per diem rate for contracted prison beds and add space for 470 additional inmates.
- \$2,509,395 in Amended FY 2006 and \$5,915,776 in FY 2007 to provide start-up and operating funds for 918 additional beds at existing facilities to reduce county jail backlogs and meet increased capacity needs.
- \$200,000 in Amended FY 2006 to fully fund an annuity for a wrongfully convicted person as required by HR 108 passed by the 2005 General Assembly.
- Redistribute \$1,668,724 from closing a probation detention center to open Long Inmate Boot Camp attached to Smith State Prison to address the need for inmate bed space.
- Redistribute existing funds (\$2,628,204) used for a probation diversion center for transitional centers to increase available inmate bed space.
- Redistribute \$2,046,575 from conversion of a probation detention center to a state prison unit.
- \$11,181,124 in Amended FY 2006 and \$10,281,484 in FY 2007 to provide for increased costs in health services purchases.

AMENDED FY 2006 and FY 2007 BUDGET HIGHLIGHTS

Governor's Recommendations

- \$4,237,927 in start-up funding and 5 months operating funding for a 525 bed expansion at Johnson State Prison to reduce county jail backlogs and meet increased capacity needs.
- \$1,182,387 in start-up funding and 2 months operating funding for a 192 bed expansion at Calhoun State Prison to reduce county jail backlogs and meet increased capacity needs.
- \$1,567,445 for startup funding and 3 months operating for the Bainbridge Probation Substance Abuse Treatment Center's 192 bed expansion.
- \$1,028,148 for full year funding for 4 day reporting centers opened in FY 2006.

Criminal Justice Coordinating Council

- \$400,000 to establish a DUI court grant program to reduce repeat drunk driving offenses.

Georgia Bureau of Investigation

- \$1,018,090 to establish the Meth-force to investigate methamphetamine-related crimes by funding an agent school to fill 15 agent vacancies and associated operating expenses.

Juvenile Justice

- \$3,214,336 for 67 additional Juvenile Probation and Parole Specialist positions to improve community-based services and reduce caseloads.
- \$1,306,663 for 30 additional staff for the Intensive Supervision program to offer increased monitoring and rehabilitative services to youth placed in community settings.
- \$1,719,366 for 30 slots for Multi-Systemic Therapy (\$582,212), Wrap-around Services (\$400,000), and 5 tracking teams (\$737,154).

Pardons and Paroles

- \$300,000 in both Amended FY 2006 and FY 2007 to fund assessment and treatment of parolees with substance abuse problems.

BEST MANAGED STATE

Ensuring efficient and effective management of State operations and delivery of services to Georgians are hallmarks of the Governor's commitment to continue identifying and incorporating the best practices used in the public and private sectors into State government. For the Amended FY 2006 and FY 2007 budgets, this strategy continues in the financial management area with recommendations regarding the implementation of initiatives to improve cash management and banking practices and expand and refine tools used for statewide financial reporting.

The Governor's recommendations reinforces prompt, reliable response to the State's customers facilitating the issuance of drivers' licenses, streamlining the processing and handling of customer phone calls and inquiries to State government, and expanding the ability of the Professional Licensing Boards Division to provide necessary services to the occupations and professions it regulates as well as to the public.

Administrative Services

- \$1,705,000 to operate the new Enterprise Asset Management System, which will improve the State's ability to purchase, utilize and maintain vehicles and equipment with greater efficiency.
- \$2,020,000 to develop an electronic procurement system as part of the Governor's transformation of the State's business practices.

Driver Services

- \$1,304,607 to add 35 examiners for license issuance (\$945,665) and expand Internet services (\$358,942).

Forestry

- \$525,000 to fund 15 vacant ranger positions to better protect Georgia's forests from wildfires.
- \$570,379 for additional foresters to preserve forest water quality and address emerging forest health issues.

Governor's Office

- \$700,000 in Amended FY 2006 and \$3,500,000 in FY 2007 to implement a statewide customer service initiative that will improve service for Georgia's citizens and reduce the cost of call centers and call handling.

Revenue

- Increase funding to \$434,000,000 for the Homeowner Tax Relief Grant program. This program reduces local property taxes owed by homeowners by exempting the first \$8,000 of assessed value (\$20,000 of the fair market value) from tax liability. This increase maintains full funding of the program. Almost \$200,000,000 in new funds has been added to this program since 2002.

Office of Secretary of State

- \$556,622 to annualize the cost of 13 new positions and fund operating expenses for the Residential and General Contractors Board.

AMENDED FY 2006 and FY 2007 BUDGET HIGHLIGHTS

Governor's Recommendations

- Enable the Professional Licensing Boards to fill critical support and inspection/investigative vacancies in the Consumer Services, Allied Health Fields, and Health and Consumer sections, as well as in the Businesses and Professions and Health Care Investigative Units (\$475,562).
- Fund 12 new support and inspection/investigative positions for the following boards: Barber, Construction, Cosmetology, Dentistry, Engineers/Land Surveyors, Funeral Services, Registered Nurses, and Used Motor Vehicles and Parts Dealers (\$488,491) and related position start-up purchases and operating costs (\$132,900); and fund increase in the Professional Licensing Board member travel expenses (\$54,565).

State Accounting Office

- \$2,464,909 to fund a statewide reporting management tool.
- \$1,758,173 in Amended FY 2006 and \$801,668 in FY 2007 to fund a joint project between SAO and the Office of Treasury and Fiscal Services to improve cash management and banking practices.

STEWARDSHIP

The Governor is committed to being a good steward of the State's assets and for maintaining the financial integrity of the State. Significant funds are included in this budget to maintain adequate maintenance of facilities and property and preserve the state's AAA bond rating.

- Increase of more than \$200,000,000 in the State's Revenue Shortfall Reserve to a total of more than \$256,000,000, helping to provide a cushion for unforeseen economic changes.
- \$6,500,000 in Amended FY 2006 and \$9,125,752 in FY 2007 sound and proper funding of the Workers' Compensation program for state employees.
- \$3,229,329 in Georgia Building Authority rental increases for State agencies to provide for proper upkeep and maintenance of facilities.
- \$46,901,888 in Amended FY 2006 budget to pre-pay debt on the state's bonds.
- \$27,000,000 in savings through the refinancing of existing bonds in Amended FY 2006.
- \$234,845,000 of the recommended bond projects (26% of the total bond package) is for the rehabilitation, renovation, and improvement of State facilities and other assets. This demonstrates the State's strong commitment toward stewardship of its physical assets by enhancing their functional performance and extending their useful service lives. Stewardship projects include:
 - \$91,640,000 for the renovation and rehabilitation of educational facilities at universities and colleges;
 - \$72,535,000 for the preservation, protection, and enhanced use of our natural resources;

- \$11,095,000 for facility renovation and harbor deepening to support and enhance economic development activities;
- \$1,350,000 for transportation programs in the rehabilitation of freight rail track;
- \$32,715,000 for facility renovation and equipment replacement to support vital human resource programs;
- \$22,910,000 for public safety related renovations at correctional and defense facilities; and
- \$2,600,000 for facility accessibility improvements and modifications related to the Americans with Disabilities Act (ADA).

STATE OF INNOVATION

This budget includes funding for Governor Perdue's "State of Innovation" initiative. This is a multi-faceted economic development approach that will not only create new businesses, jobs, and higher wages, but will also impact Georgians' health, energy needs, environment, and job prospects in a global economy.

To enhance Georgia's reputation as a "State of Innovation" and to promote economic development in Georgia's strategic industries, targeted investments are proposed in the areas of bioscience, energy and broadband, reflecting a commitment of people, capital, and facilities.

To improve the health of Georgia's citizens and drive economic growth:

- \$2,500,000 for the Georgia Research Alliance's Venture Lab to promote emergency bio-science companies.
- \$1,000,000 for a Bioscience Collaboration in the Department of Economic Development to develop public/private partnerships that will enhance Georgia's bioscience industry.
- \$1,000,000 for the Georgia Research Alliance's Eminent Scholar program for cancer research.
- \$79,356 to add an economic development program manager position to work with State agency partners on life-sciences and strategic industries loans.
- \$5,000,000 to provide funding to expand Life Sciences Facilities Fund within the Department of Community Affairs for investment in entrepreneur-led start-up businesses to promote job growth in Georgia's bio-science industry.
- \$37,500,000 for a new science and teaching laboratory building at Georgia State University.

To promote Georgia becoming a leader in energy policy and research to ensure available, affordable, and environmentally friendly energy sources for all Georgians:

- \$2,200,000 to provide funding for 2 Eminent Scholars in energy research and a Patent Fund for the Georgia Research Alliance.

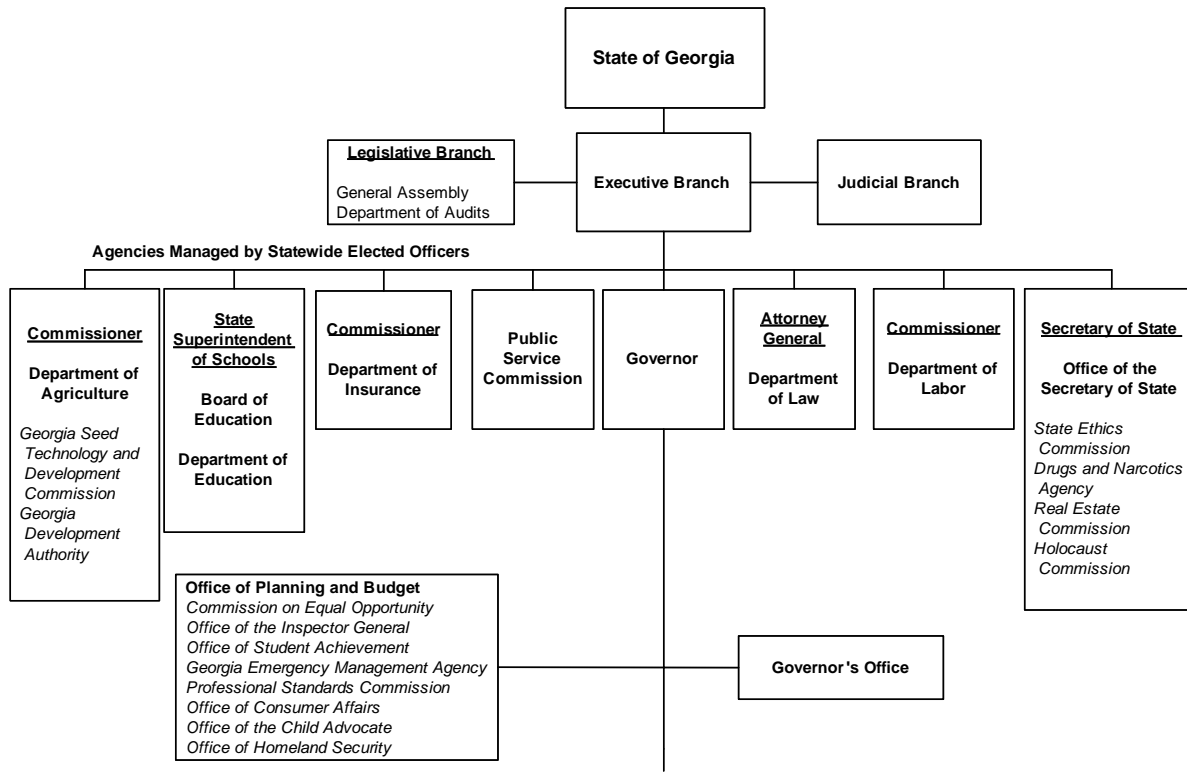
AMENDED FY 2006 and FY 2007 BUDGET HIGHLIGHTS

Governor's Recommendations

- \$525,000 to provide funds for a Bio-refinery in the Research Consortium program in Amended FY 2006.
- \$281,946 for efficiency and conservation planning to allow the Georgia Environmental Facilities Authority to develop a statewide energy plan.
- \$289,146 to add 3 positions and funding to implement a carbon sequestration program in the Georgia Forestry Commission to improve air quality, leverage federal funding, and provide greater incentives to landowners to plant more trees.
- \$93,982 to add 1 position in the Georgia Forestry Commission for the creation of a bio-energy program to address Georgia's energy needs through the development of bio-energy markets and greater use of forest resources.
- \$500,000 to develop the State's energy management capability to reduce cost and usage of energy through improved procurement strategies, data collection, and efficient consumption strategies.

To provide "access ramps" to the Internet superhighway and fund cutting edge research to better connect Georgia's citizens to a new world of opportunities and growth:

- \$5,000,000 to expand the Seed Capital Fund to provide funds for investment in entrepreneur-lead science and technology start-up companies in the ATDC/EDI program.
- \$38,000,000 to complete the design, construction and equipment for the nanotechnology research center building at the Georgia Institute of Technology.
- \$21,500,000 to fund Georgia Research Alliance research and design infrastructure for research universities.
- \$5,000,000 for contract funds for a statewide wireless broadband partnership.
- \$5,000,000 for a marine bioscience building at Skidaway Institute of Oceanography.



Agencies Managed by Governor -appointed Executives, Boards, and Authorities

State Accounting Office

Department of Administrative Services
 Georgia Technology Authority
 Health Planning Review Board
 Office of State Administrative Hearings
 Office of Treasury and Fiscal Services

Department of Banking and Finance

Department of Community Affairs
 Georgia Housing Finance Authority
 Georgia Environmental Facilities Authority
 Housing Trust Fund for the Homeless Commission
 Georgia Regional Transportation Authority
 One Georgia Authority

Department of Community Health

Georgia Board for Physician Workforce
 State Medical Examination Board
 Composite State Board of Medical Examiners

Department of Corrections

Commission on Family Violence

Department of Defense

Department of Driver Services

Department of Early Care and Learning

Department of Economic Development
 World Congress Center/Georgia Dome
 Georgia Ports Authority
 Georgia Music Hall of Fame Authority
 Georgia Sports Hall of Fame Authority
 Georgia Aviation Hall of Fame
 Georgia Golf Hall of Fame Authority
 Georgia Medical Center Authority

State Employees' Retirement System

State Forestry Commission
 Herty Foundation

Georgia Bureau of Investigation
 Criminal Justice Coordinating Council

Georgia State Financing and Investment Commission

Department of Human Resources
 Brain and Spinal Injury Trust Fund
 Children's Trust Fund Commission
 Child Fatality Review Panel
 Governor's Council on Developmental Disabilities
 Family Connection Partnership
 Council on Aging

Department of Juvenile Justice

Children and Youth Coordinating Council

Merit System of Personnel Administration

Department of Natural Resources
 Lake Lanier Islands Development Authority
 Stone Mountain Memorial Association
 Jekyll Island State Park Authority
 Georgia Agricultural Exposition Authority
 Georgia Agrirama Development Authority
 Georgia Environmental Training and Education Authority
 Southwest Georgia Railroad Excursion Authority
 Oconee River Greenway Authority
 Georgia State Games Commission
 Civil War Commission

State Board of Pardons and Paroles

Department of Public Safety
 Georgia Police Academy
 Governor's Office of Highway Safety
 Georgia Fire Academy
 Georgia Peace Officer Standards and Training Council
 Georgia Firefighter Standards and Training Council
 Georgia Public Safety Training Center

Regents, University System of Georgia

Georgia Public Telecommunications Commission

Department of Revenue

State Properties Commission

State Soil and Water Conservation Commission

Georgia Student Finance Commission

Nonpublic Post Secondary Education Commission

Teachers' Retirement System of Georgia

Department of Technical and Adult Education

Department of Transportation
 Georgia Rail Passenger Authority

Department of Veterans Services

State Board of Workers' Compensation

(This page intentionally left blank)



FY 2007

FINANCIAL SUMMARIES

STATEMENT OF FINANCIAL CONDITION

	June 30, 2004	June 30, 2005
ASSETS:		
Cash and Cash Equivalents	\$5,459,809,125.69	\$6,907,323,888.50
Investments	5,241,482,856.25	3,534,101,185.62
Accounts Receivable State Appropriation	51,841,272.86	157,336,595.48
Other Assets	979,374.10	
	\$10,754,112,628.90	\$10,598,761,669.60
LIABILITIES AND FUND EQUITY:		
Liabilities:		
Undrawn Appropriation Allotments	\$1,870,572,232.30	\$2,035,533,079.83
Undistributed Sales Tax	76,200,000.00	102,900,000.00
Unclaimed Bonds and Interest	638,557.50	588,657.50
Cash Overdraft	593,056.77	
Deferred Revenue		391,418.81
Funds Held for Others	7,741,487,786.19	7,015,099,071.72
	\$9,689,491,632.76	\$9,154,512,227.86
Fund Equity:		
Fund Balances		
Reserved:		
Appropriation to Department of Transportation	\$45,333,051.01	\$60,940,019.39
Midyear Adjustment Reserve	145,846,447.42	158,139,967.00
Revenue Shortfall Reserve	51,577,479.30	256,664,658.44
Debt Service	2,498,172.19	
Federal Financial Assistance		
Lottery for Education:		
Restricted	263,914,457.20	294,355,452.95
Unrestricted	295,449,567.30	318,523,765.20
Old State Debt	26,980.00	26,980.00
Tobacco Settlement Funds	168,261,286.72	173,223,902.07
Guaranteed Revenue Debt Common Reserve Fund	71,831,065.00	71,830,871.25
For Unissued Debt	18,912,320.00	106,447,297.00
	\$1,063,650,826.14	\$1,440,152,913.30
Unreserved:		
Undesignated Surplus	970,170.00	4,096,528.44
	\$1,064,620,996.14	\$1,444,249,441.74
TOTAL LIABILITIES AND FUND EQUITY	\$10,754,112,628.90	\$10,598,761,669.60

STATE FUNDS SURPLUS BY DEPARTMENT

Departments/Agencies	FY 2004	FY 2005
General Assembly	\$2,308,996.22	2,018,644.72
Audits and Accounts, Department of	753,313.70	695,104.15
Judicial Branch	55,856.61	3,210,799.18
Administrative Services, Department of	2,124,513.11	4,733,505.43
Agriculture, Department of	64,586.83	66,806.59
Banking and Finance, Department of	244,883.11	28,055.37
Community Affairs, Department of	1,507,592.48	1,126,234.33
Community Health, Department of	3,384,066.59	3,177,284.52
Corrections, Department of	3,938,777.13	593,831.26
Defense, Department of	11,777.39	2,965.04
Driver Services, Department of	2,807.13	80,551.90
Early Care and Learning, Department of	27,985.37	181.82
Economic Development, Department of	386,021.52	598,510.02
Education, State Board of	5,268,576.01	2,945,262.57
Forestry Commission, State	46,898.34	1,099,365.96
Governor, Office of the	3,113,829.19	3,923,500.55
Human Resources, Department of	55,976,167.00	659,733.22
Insurance, Office of Commissioner of	403,375.13	347,829.50
Investigation, Georgia Bureau of	148,558.50	393,784.61
Juvenile Justice, Department of	1,369,906.82	1,338,243.79
Labor, Department of	28,416.55	9,724.71
Law, Department of	228,460.44	499,367.70
Natural Resources, Department of	2,906,080.11	582,054.42
Pardons and Paroles, Board of	16,560.06	76,839.98
Public Safety, Department of	273,739.39	580,028.04
Public Service Commission	127,438.56	106,998.40
Regents, University System of Georgia	13,493,959.02	1,746,538.20
Revenue, Department of	859,845.14	665,250.87
Secretary of State, Office of	1,152,463.62	691,371.75
Soil and Water Conservation Commission, State	3,125.05	308.33
Student Finance Commission, Georgia	14,652.17	9,315.10
Teachers' Retirement System	31,700.45	198,646.21
Technical and Adult Education, Department of	830,117.01	468,738.81
Transportation, Department of	378,991.66	625,842.31
Veterans Service, Department of	321,583.03	328,488.79
Workers' Compensation, State Board of	57,851.62	27,283.14
Total Surplus	\$101,863,472.06	\$33,656,991.29
Audited State Funds Surplus, June 30	\$101,863,472.06	33,656,991.29
Estimated Lottery Funds Surplus, June 30	16,917,204.44	54,784,386.29
Estimated Tobacco Funds Surplus, June 30	1,970,349.28	1,565,542.91
TOTAL SURPLUS	\$120,751,025.78	\$90,006,920.49

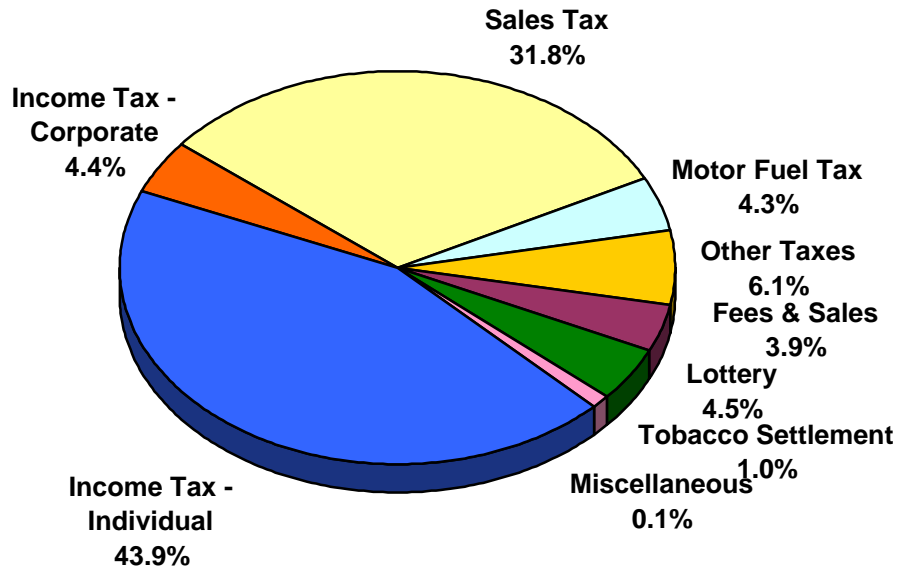
GEORGIA REVENUES: FY 2003 - FY 2005 AND ESTIMATED FY 2006 - FY 2007

	FY 2003 Reported	FY 2004 Reported	FY 2005 Reported	FY 2006 Estimated	FY 2007 Estimated
1. General Funds					
Taxes: Revenue					
Income Tax - Individual	\$6,258,703,155	\$6,826,335,378	\$7,276,607,819	\$7,777,460,500	\$8,193,211,600
Income Tax - Corporate	511,149,761	486,970,358	729,640,400	793,293,700	828,667,200
Sales and Use Tax-General	4,727,080,926	4,860,904,312	5,215,447,136	5,560,307,300	5,926,113,200
Motor Fuel	680,687,065	731,856,759	850,940,019	850,940,019	801,759,400
Tobacco Taxes	109,264,564	227,549,406	249,070,470	252,906,200	257,458,500
Alcoholic Beverages Tax	143,585,208	153,178,078	152,459,425	156,270,900	158,927,500
Estate Tax	89,792,511	65,110,425	42,930,113	11,414,300	
Property Tax	58,938,383	63,677,784	66,489,431	70,475,200	76,113,200
Taxes: Other					
Insurance Premium Tax	323,360,835	317,462,533	331,612,139	339,902,400	348,400,000
Motor Vehicle License Tax	257,973,503	262,806,813	285,353,902	291,061,000	296,300,100
Total Taxes	<u>\$13,160,535,912</u>	<u>\$13,995,851,846</u>	<u>\$15,200,550,854</u>	<u>\$16,104,031,519</u>	<u>\$16,886,950,700</u>
Interest, Fees and Sales - Department of Revenue	\$59,961,777	\$118,230,877	\$136,878,478	\$84,000,000	\$100,000,000
Interest, Fees and Sales - Treasury and Fiscal Services					
Interest on Deposits	\$107,262,051	\$37,925,956	\$9,263,191	\$14,308,000	\$17,123,609
Other Fees and Sales	10,595,004	2,747,101	7,600,614	8,470,949	7,876,391
Interest Fees and Sales - Other					
Regulatory Fees and Sales					
Driver Services	\$49,066,014	\$47,478,666	50,403,175	\$53,000,000	\$55,756,218
Natural Resources	43,816,036	48,449,865	47,452,336	46,000,000	46,000,000
Secretary of State	40,621,017	56,159,555	53,524,647	51,500,000	52,000,000
Labor Department	27,106,919	27,381,739	31,444,019	29,000,000	29,000,000
Human Resources	22,733,176	20,828,829	17,637,660	19,600,000	19,600,000
Banking and Finance	18,222,470	20,702,647	20,682,946	21,000,000	21,000,000
Corrections	14,255,792	13,798,294	14,546,662	14,100,000	14,100,000
Workers' Compensation	13,509,711	17,441,124	13,700,314	14,900,000	15,652,812
Public Service Commission	9,511,463	3,679,613	3,179,376	2,500,000	2,500,000
Nursing Home Provider Fees		96,231,538	101,430,308	99,287,176	99,287,176
Care Management Organization Fees				21,524,195	145,500,635
Indigent Defense Fees			27,832,122	42,241,266	27,832,122
Peace Officers' and Prosecutors' Training Funds	22,345,797	22,755,180	26,316,514	24,000,000	24,800,000
All Other Departments	25,303,518	54,981,911	51,553,451	47,653,219	47,469,811
Total Regulatory Fees and Sales	<u>\$464,310,745</u>	<u>\$588,792,895</u>	<u>\$613,445,813</u>	<u>\$593,084,805</u>	<u>\$725,498,774</u>
2. Total General Funds	<u>\$13,624,846,657</u>	<u>\$14,584,644,741</u>	<u>\$15,813,996,667</u>	<u>\$16,697,116,324</u>	<u>\$17,612,449,474</u>
3. Lottery Funds	\$757,468,259	\$787,354,547	\$813,490,096	\$811,629,758	\$841,554,506
4. Indigent Care Trust Funds	172,361,389				
5. Tobacco Settlement Funds	182,864,915	155,986,212	159,362,266	156,626,752	177,518,387
6. Brain and Spinal Injury Trust Fund		1,625,000	1,689,400	3,000,000	3,007,691
7. Other	871	8,751	(612)		
a. Payments from Georgia Ports Authority				24,034,000	20,034,000
8. HAVA (Help America Vote Act)	4,740,448				
9. Job and Growth Tax Relief	139,191,036	139,191,036			
10. Mid-year Adjustment Reserve				158,139,967	
TOTAL REVENUES AVAILABLE	<u>\$14,881,473,574</u>	<u>\$15,668,810,287</u>	<u>\$16,788,537,817</u>	<u>\$17,850,546,801</u>	<u>\$18,654,564,058</u>

GEORGIA ESTIMATED REVENUES FY 2007

FY 2007 Estimated Revenues

Total: \$18,654,564,058



EXPENDITURES AND APPROPRIATIONS STATE FUNDS

GOVERNOR'S RECOMMENDED BUDGET - FISCAL YEAR 2007

Departments/Agencies	FY 2004 Expenditures	FY 2005 Expenditures	FY 2006 Current Budget	FY 2007 Recommendations
General Assembly	\$30,273,594	\$29,296,512	\$37,086,061	\$36,224,155
Audits and Accounts, Department of	\$28,419,231	\$28,193,466	30,095,144	31,927,549
Judicial Branch	146,690,834		177,088,962	179,762,372
Accounting Office, State			1,723,889	6,802,841
Administrative Services, Department of	36,699,180	37,750,177	27,465,256	23,216,619
Agriculture, Department of	41,169,703	39,818,987	40,871,168	42,815,078
Banking and Finance, Department of	10,218,590	10,163,665	10,976,353	11,581,920
Community Affairs, Department of	92,736,964	75,369,392	80,217,219	97,885,145
Community Health, Department of	2,011,823,963	2,242,044,171	2,259,945,634	2,388,864,892
Corrections, Department of	921,868,385	913,077,531	927,228,065	997,005,543
Defense, Department of	7,884,098	7,958,190	8,359,405	8,789,464
Driver Services, Department of*	78,678,802	77,291,620	47,163,866	52,631,393
Early Care and Learning, Department of	263,220,959	279,423,076	294,111,979	306,009,646
Economic Development, Department of	36,436,914	25,402,217	31,501,663	33,480,784
Education, State Board of	5,916,981,482	6,056,487,200	6,439,678,120	7,217,901,070
Employees' Retirement System	617,000	2,311,347	5,112,647	5,227,095
Forestry Commission, State	33,211,483	31,564,819	31,932,273	35,128,545
Governor, Office of the	32,288,402	41,197,880	39,517,470	42,028,724
Human Resources, Department of	1,432,310,890	1,378,502,766	1,372,277,952	1,413,695,132
Insurance, Office of Commissioner of	15,954,891	15,837,851	16,814,408	17,686,741
Investigation, Georgia Bureau of	59,509,466	60,595,881	62,410,151	65,891,012
Juvenile Justice, Department of	270,635,317	285,361,192	284,564,467	296,512,793
Labor, Department of	52,681,121	48,329,824	51,010,633	51,393,696
Law, Department of	14,036,473	13,310,857	13,659,592	14,670,539
Natural Resources, Department of	91,995,918	91,362,580	98,464,233	109,684,665
Pardons and Paroles, State Board of	46,625,405	44,217,112	47,627,215	49,847,069
Properties Commission, State			558,553	
Public Safety, Department of	89,535,140	86,147,406	97,877,059	102,255,376
Public Service Commission	9,041,114	8,678,625	8,405,867	8,847,095
Regents, Board of	1,630,030,776	1,676,317,469	1,812,797,698	1,929,940,929
Revenue, Department of	466,882,298	503,163,580	538,653,629	550,521,283
Secretary of State	34,288,022	35,239,227	34,038,145	36,364,162
Soil and Water Conservation Commission, State	3,174,890	2,970,004	3,706,196	3,097,477
Student Finance Commission, Georgia	470,454,459	484,045,530	559,488,637	577,767,284
Teachers' Retirement System	2,173,046	1,939,354	1,980,000	3,903,200
Technical and Adult Education, Department of	300,344,227	297,052,062	320,577,801	336,351,064
Transportation, Department of	674,016,210	712,858,292	619,016,368	663,851,462
Veterans Service, Department of	21,810,110	20,916,954	21,340,355	22,545,033
Workers' Compensation, State Board of	16,646,671	15,008,387	15,697,280	16,100,599
General Obligation Debt Sinking Fund	675,479,942	643,887,134	935,015,180	866,354,612
TOTAL STATE FUNDS	\$16,068,266,666	\$16,323,092,337	\$17,406,056,593	\$18,654,564,058

* The Department of Driver Services was established on July 1, 2005 per HB 501 of the 2005 General Assembly. Prior year expenditures are for the Department of Motor Vehicle Services, and include functions that were transferred to the Department of Revenue, Department of Public Safety, Department of Transportation, and Public Service Commission.

EXPENDITURES AND APPROPRIATIONS STATE FUNDS - GROUPED BY POLICY AREA

GOVERNOR'S RECOMMENDED BUDGET - FISCAL YEAR 2007

Departments/Agencies	FY 2004 Expenditures	FY 2005 Expenditures	FY 2006 Current Budget	FY 2007 Recommendations
Educated Georgia				
Early Care and Learning, Department of	\$263,220,959	\$279,423,076	\$294,111,979	\$306,009,646
Education, State Board of	5,916,981,482	6,056,487,200	6,439,678,120	7,217,901,070
Regents, Board of	1,630,030,776	1,676,317,469	1,812,797,698	1,929,940,929
Student Finance Commission, Georgia	470,454,459	484,045,530	559,488,637	577,767,284
Teachers' Retirement System	2,173,046	1,939,354	1,980,000	3,903,200
Technical and Adult Education, Department of	300,344,227	297,052,062	320,577,801	336,351,064
Total	<u>\$8,583,204,949</u>	<u>\$8,795,264,691</u>	<u>\$9,428,634,235</u>	<u>\$10,371,873,193</u>
Healthy Georgia				
Community Health, Department of	\$2,011,823,963	\$2,242,044,171	\$2,259,945,634	\$2,388,864,892
Human Resources, Department of	1,432,310,890	1,378,502,766	1,372,277,952	1,413,695,132
Veterans Service, Department of	21,810,110	20,916,954	21,340,355	22,545,033
Total	<u>\$3,465,944,963</u>	<u>\$3,641,463,891</u>	<u>\$3,653,563,941</u>	<u>\$3,825,105,057</u>
Safe Georgia				
Corrections, Department of	\$921,868,385	\$913,077,531	\$927,228,065	\$997,005,543
Defense, Department of	7,884,098	7,958,190	8,359,405	8,789,464
Investigation, Georgia Bureau of	59,509,466	60,595,881	62,410,151	65,891,012
Juvenile Justice, Department of	270,635,317	285,361,192	284,564,467	296,512,793
Pardons and Paroles, State Board of	46,625,405	44,217,112	47,627,215	49,847,069
Public Safety, Department of	89,535,140	86,147,406	97,877,059	102,255,376
Total	<u>\$1,396,057,811</u>	<u>\$1,397,357,312</u>	<u>\$1,428,066,362</u>	<u>\$1,520,301,257</u>
Best Managed State				
General Assembly	\$30,273,594	\$29,296,512	\$37,086,061	\$36,224,155
Audits and Accounts, Department of	28,419,231	28,193,466	30,095,144	31,927,549
Judicial Branch	146,690,834		177,088,962	179,762,372
Accounting Office, State			1,723,889	6,802,841
Administrative Services, Department of	36,699,180	37,750,177	27,465,256	23,216,619
Banking and Finance, Department of	10,218,590	10,163,665	10,976,353	11,581,920
Driver Services, Department of*	78,678,802	77,291,620	47,163,866	52,631,393
Employees' Retirement System	617,000	2,311,347	5,112,647	5,227,095
Forestry Commission, State	33,211,483	31,564,819	31,932,273	35,128,545
Governor, Office of the	32,288,402	41,197,880	39,517,470	42,028,724
Insurance, Office of Commissioner of	15,954,891	15,837,851	16,814,408	17,686,741
Labor, Department of	52,681,121	48,329,824	51,010,633	51,393,696
Law, Department of	14,036,473	13,310,857	13,659,592	14,670,539
Natural Resources, Department of	91,995,918	91,362,580	98,464,233	109,684,665
Properties Commission, State			558,553	
Public Service Commission	9,041,114	8,678,625	8,405,867	8,847,095
Revenue, Department of	466,882,298	503,163,580	538,653,629	550,521,283
Secretary of State	34,288,022	35,239,227	34,038,145	36,364,162
Soil and Water Conservation Commission, State	3,174,890	2,970,004	3,706,196	3,097,477
Workers' Compensation, State Board of	16,646,671	15,008,387	15,697,280	16,100,599
Total	<u>\$1,103,219,210</u>	<u>\$991,670,421</u>	<u>\$1,189,170,457</u>	<u>\$1,232,897,470</u>

[Continued on next page]

EXPENDITURES AND APPROPRIATIONS STATE FUNDS - GROUPED BY POLICY AREA

GOVERNOR'S RECOMMENDED BUDGET - FISCAL YEAR 2007

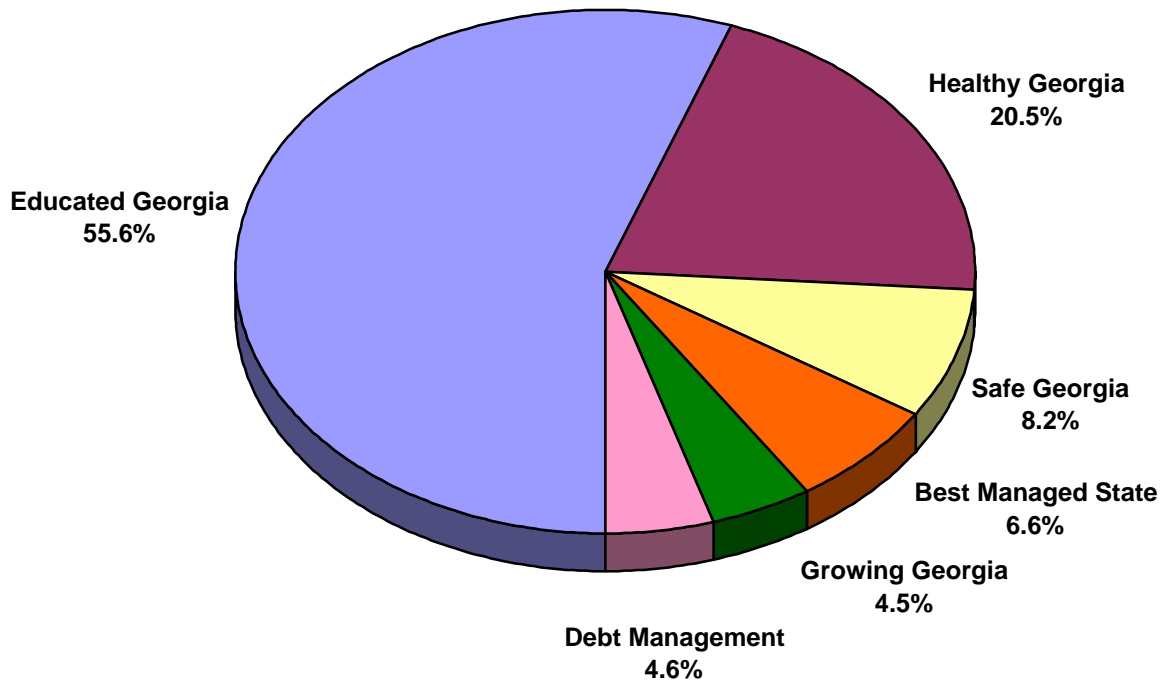
Departments/Agencies	FY 2004 Expenditures	FY 2005 Expenditures	FY 2006 Current Budget	FY 2007 Recommendations
Growing Georgia				
Agriculture, Department of	\$41,169,703	\$39,818,987	\$40,871,168	\$42,815,078
Community Affairs, Department of	92,736,964	75,369,392	80,217,219	97,885,145
Economic Development, Department of	36,436,914	25,402,217	31,501,663	33,480,784
Transportation, Department of	674,016,210	712,858,292	619,016,368	663,851,462
Total	\$844,359,791	\$853,448,888	\$771,606,418	\$838,032,469
Debt Management				
General Obligation Debt Sinking Fund	\$675,479,942	\$643,887,134	\$935,015,180	\$866,354,612
TOTAL STATE FUNDS	\$16,068,266,666	\$16,323,092,337	\$17,406,056,593	\$18,654,564,058

* The Department of Driver Services was established on July 1, 2005 per HB 501 of the 2005 General Assembly. Prior year expenditures are for the Department of Motor Vehicle Services, and include functions that were transferred to the Department of Revenue, Department of Public Safety, Department of Transportation, and Public Service Commission.

**GOVERNOR'S RECOMMENDATIONS
FY 2007 APPROPRIATIONS BY POLICY AREA**

FY 2007 Appropriations

Total: \$18,654,564,058



APPROPRIATIONS TOTAL FUNDS

GOVERNOR'S RECOMMENDED BUDGET - FISCAL YEAR 2007

Departments/Agencies	FY 2006 Current Budget	FY 2007 Governor's Recommendations			
		State Funds	Federal Funds	Other Funds	Total Funds
General Assembly	\$37,086,061	\$36,224,155			\$36,224,155
Audits and Accounts, Department of	30,095,144	31,927,549			31,927,549
Judicial Branch	180,918,840	179,762,372		\$3,829,878	183,592,250
Accounting Office, State	10,579,683	6,802,841		8,973,456	15,776,297
Administrative Services, Department of	173,735,825	23,216,619		146,423,805	169,640,424
Agriculture, Department of	49,605,178	42,815,078	\$6,849,321	1,884,689	51,549,088
Banking and Finance, Department of	10,976,353	11,581,920			11,581,920
Community Affairs, Department of	184,876,986	97,885,145	93,566,048	11,095,854	202,547,047
Community Health, Department of	9,391,768,325	2,388,864,892	4,975,514,539	3,090,913,311	10,455,292,742
Corrections, Department of	958,801,358	997,005,543	6,448,312	20,603,800	1,024,057,655
Defense, Department of	47,012,410	8,789,464	36,679,340	2,639,224	48,108,028
Driver Services, Department of	47,878,941	52,631,393		721,456	53,352,849
Early Care and Learning, Department of	404,741,038	306,009,646	116,492,824	155,000	422,657,470
Economic Development, Department of	32,288,946	33,480,784		20,244	33,501,028
Education, State Board of	7,595,084,428	7,217,901,070	1,113,015,001	12,391,307	8,343,307,378
Employees' Retirement System	28,226,255	5,227,095		21,069,563	26,296,658
Forestry Commission, State	38,202,402	35,128,545	822,000	4,978,638	40,929,183
Governor, Office of the	46,011,242	42,028,724	5,542,383	951,389	48,522,496
Human Resources, Department of	2,799,447,161	1,413,695,132	1,295,553,454	199,159,322	2,908,407,908
Insurance, Office of Commissioner of	17,850,908	17,686,741	954,555	97,232	18,738,528
Investigation, Georgia Bureau of	96,965,076	65,891,012	29,883,487	4,887,711	100,662,210
Juvenile Justice, Department of	305,828,494	296,512,793	2,893,133	18,419,933	317,825,859
Labor, Department of	355,329,356	51,393,696	261,077,595	43,241,128	355,712,419
Law, Department of	50,715,175	14,670,539		21,826,240	36,496,779
Merit System of Personnel Administration	13,610,169			14,520,114	14,520,114
Natural Resources, Department of	194,199,329	109,684,665	10,070,605	25,158,798	144,914,068
Pardons and Paroles, State Board of	47,727,215	49,847,069			49,847,069
Properties Commission, State	558,553			5,876,661	5,876,661
Public Safety, Department of	115,588,400	102,255,376	7,028,935	10,682,406	119,966,717
Public Service Commission	8,679,178	8,847,095	273,311		9,120,406
Regents, Board of	4,562,782,660	1,929,940,929		2,749,984,962	4,679,925,891
Revenue, Department of	545,508,977	550,521,283		7,005,348	557,526,631
Secretary of State	35,531,729	36,364,162		1,498,265	37,862,427
Soil and Water Conservation Commission, State	12,817,114	3,097,477	1,295,526	7,050,217	11,443,220
Student Finance Commission, Georgia	560,009,290	577,767,284	520,653	6,773,600	585,061,537
Teachers' Retirement System	24,742,451	3,903,200		22,039,131	25,942,331
Technical and Adult Education, Department of	396,324,918	336,351,064	19,814,459	55,932,658	412,098,181
Transportation, Department of	1,769,049,341	663,851,462	1,176,511,379	9,457,265	1,849,820,106
Veterans Service, Department of	32,324,506	22,545,033	10,989,011		33,534,044
Workers' Compensation, State Board of	15,937,280	16,100,599		120,000	16,220,599
General Obligation Debt Sinking Fund	935,015,180	866,354,612			866,354,612
TOTAL APPROPRIATIONS	\$32,164,431,875	\$18,654,564,058	\$9,171,795,871	\$6,530,382,605	\$34,356,742,534

APPROPRIATIONS

TOTAL FUNDS - GROUPED BY POLICY AREA

GOVERNOR'S RECOMMENDED BUDGET - FISCAL YEAR 2007

Departments/Agencies	FY 2006 Current Budget	FY 2007 Governor's Recommendations			
		State Funds	Federal Funds	Other Funds	Total Funds
Educated Georgia					
Early Care and Learning, Department of	\$404,741,038	\$306,009,646	\$116,492,824	\$155,000	\$422,657,470
Education, State Board of	7,595,084,428	7,217,901,070	1,113,015,001	12,391,307	8,343,307,378
Regents, Board of	4,562,782,660	1,929,940,929		2,749,984,962	4,679,925,891
Student Finance Commission, Georgia	560,009,290	577,767,284	520,653	6,773,600	585,061,537
Teachers' Retirement System	24,742,451	3,903,200		22,039,131	25,942,331
Technical and Adult Education, Department of	396,324,918	336,351,064	19,814,459	55,932,658	412,098,181
Total	\$13,543,684,785	\$10,371,873,193	\$1,249,842,937	\$2,847,276,658	\$14,468,992,788
Healthy Georgia					
Community Health, Department of	\$9,391,768,325	\$2,388,864,892	\$4,975,514,539	\$3,090,913,311	\$10,455,292,742
Human Resources, Department of	2,799,447,161	1,413,695,132	1,295,553,454	199,159,322	2,908,407,908
Veterans Service, Department of	32,324,506	22,545,033	10,989,011		33,534,044
Total	\$12,223,539,992	\$3,825,105,057	\$6,282,057,004	\$3,290,072,633	\$13,397,234,694
Safe Georgia					
Corrections, Department of	\$958,801,358	\$997,005,543	\$6,448,312	\$20,603,800	\$1,024,057,655
Defense, Department of	47,012,410	8,789,464	36,679,340	2,639,224	48,108,028
Investigation, Georgia Bureau of	96,965,076	65,891,012	29,883,487	4,887,711	100,662,210
Juvenile Justice, Department of	305,828,494	296,512,793	2,893,133	18,419,933	317,825,859
Pardons and Paroles, State Board of	47,727,215	49,847,069			49,847,069
Public Safety, Department of	115,588,400	102,255,376	7,028,935	10,682,406	119,966,717
Total	\$1,571,922,953	\$1,520,301,257	\$82,933,207	\$57,233,074	\$1,660,467,538
Best Managed State					
General Assembly	\$37,086,061	\$36,224,155			\$36,224,155
Audits and Accounts, Department of	30,095,144	31,927,549			31,927,549
Judicial Branch	180,918,840	179,762,372		\$3,829,878	183,592,250
Accounting Office, State	10,579,683	6,802,841		8,973,456	15,776,297
Administrative Services, Department of	173,735,825	23,216,619		146,423,805	169,640,424
Banking and Finance, Department of	10,976,353	11,581,920			11,581,920
Driver Services, Department of	47,878,941	52,631,393		721,456	53,352,849
Employees' Retirement System	28,226,255	5,227,095		21,069,563	26,296,658
Forestry Commission, State	38,202,402	35,128,545	\$822,000	4,978,638	40,929,183
Governor, Office of the	46,011,242	42,028,724	5,542,383	951,389	48,522,496
Insurance, Office of Commissioner of	17,850,908	17,686,741	954,555	97,232	18,738,528
Labor, Department of	355,329,356	51,393,696	261,077,595	43,241,128	355,712,419
Law, Department of	50,715,175	14,670,539		21,826,240	36,496,779
Merit System of Personnel Administration	13,610,169			14,520,114	14,520,114
Natural Resources, Department of	194,199,329	109,684,665	10,070,605	25,158,798	144,914,068
Properties Commission, State	558,553			5,876,661	5,876,661
Public Service Commission	8,679,178	8,847,095	273,311		9,120,406
Revenue, Department of	545,508,977	550,521,283		7,005,348	557,526,631
Secretary of State	35,531,729	36,364,162		1,498,265	37,862,427
Soil and Water Conservation Commission, State	12,817,114	3,097,477	1,295,526	7,050,217	11,443,220
Workers' Compensation, State Board of	15,937,280	16,100,599		120,000	16,220,599
Total	\$1,854,448,514	\$1,232,897,470	\$280,035,975	\$313,342,188	\$1,826,275,633

[Continued on next page]

APPROPRIATIONS

TOTAL FUNDS - GROUPED BY POLICY AREA

GOVERNOR'S RECOMMENDED BUDGET - FISCAL YEAR 2007

Departments/Agencies	FY 2006 Current Budget	FY 2007 Governor's Recommendations			
		State Funds	Federal Funds	Other Funds	Total Funds
Growing Georgia					
Agriculture, Department of	\$49,605,178	\$42,815,078	\$6,849,321	\$1,884,689	\$51,549,088
Community Affairs, Department of	184,876,986	97,885,145	93,566,048	11,095,854	202,547,047
Economic Development, Department of	32,288,946	33,480,784		20,244	33,501,028
Transportation, Department of	1,769,049,341	663,851,462	1,176,511,379	9,457,265	1,849,820,106
Total	<u>\$2,035,820,451</u>	<u>\$838,032,469</u>	<u>\$1,276,926,748</u>	<u>\$22,458,052</u>	<u>\$2,137,417,269</u>
Debt Management					
General Obligation Debt Sinking Fund	<u>\$935,015,180</u>	<u>\$866,354,612</u>			<u>\$866,354,612</u>
TOTAL APPROPRIATIONS	\$32,164,431,875	\$18,654,564,058	\$9,171,795,871	\$6,530,382,605	\$34,356,742,534

TOTAL DEBT AUTHORIZED BY STATE IN GENERAL OBLIGATION AND REVENUE BONDS

The following table sets forth by purpose the aggregate general obligation debt and guaranteed revenue debt authorized by the General Assembly of the State for the fiscal years ended June 30, 1975 through June 30, 2006. The amounts of such general obligation debt and guaranteed revenue debt actually issued (including the Bonds) and the amounts authorized but unissued have been aggregated for presentation in the third and fourth columns of this table and labeled "State Obligations Issued" and "Unissued Authorized Indebtedness."

Agency	General Obligation Debt Authorized	Guaranteed Revenue Debt Authorized	State Obligations Issued	Unissued Authorized Indebtedness
Department of Transportation	\$3,756,355,000	\$755,245,000	\$3,687,800,000	\$823,800,000
School Construction	3,479,950,000		3,300,695,000	179,255,000
University Facilities	2,870,370,500		2,798,673,000	71,697,500
World Congress Center	609,905,000		609,905,000	
Human Resources Facilities	266,880,000		266,880,000	
Port Facilities	576,615,000		514,170,000	62,445,000
Correctional Facilities	743,865,000		740,715,000	3,150,000
Public Safety Facilities	66,745,000		66,745,000	
Georgia Bureau of Investigation	77,925,000		77,925,000	
Georgia Department of Revenue	4,325,000		4,325,000	
Department of Labor	41,405,000		41,405,000	
Department of Natural Resources	504,560,000		504,560,000	
Technical and Adult Education	786,914,000		773,427,000	13,487,000
Environmental Facilities Authority	351,000,000	97,470,000	414,470,000	34,000,000
Department of Administrative Services	57,605,000		57,605,000	
Department of Agriculture	31,530,000		31,530,000	
Georgia Building Authority	481,710,000		481,710,000	
Stone Mountain Memorial Assn.	48,400,000		48,400,000	
Department of Veterans Services	8,970,000		8,970,000	
Jekyll Island State Park Authority	28,190,000		28,190,000	
Office of the Secretary of State	55,050,000		55,050,000	
Department of Defense	14,825,000		11,020,000	3,805,000
Department of Community Affairs	8,200,000		8,200,000	
Department of Economic Development	24,265,000		31,865,000	(7,600,000)
Georgia Emergency Management Agency	200,000		200,000	
State Soil and Water Conservation	3,840,000		3,840,000	
Department of Juvenile Justice	210,285,000		207,555,000	2,730,000
Georgia Golf Hall of Fame	6,000,000		6,000,000	
Georgia Forestry Commission	10,775,000		10,775,000	
Georgia Agricultural Exposition Authority	14,055,000		14,055,000	
Other	79,000,000		18,000,000	61,000,000
Subtotal	\$15,219,714,500	\$852,715,000	\$14,824,660,000	\$1,247,769,500
Net Increase resulting from the 1986B, 1992A, 1993E, GEFA Series 1997, GA 400 Tollway Series 1998, 1998E and 2004C refunding Bond Issues.	\$144,710,000	\$6,925,000	\$151,635,000	
TOTAL	\$15,364,424,500	\$859,640,000	\$14,976,295,000	\$1,247,769,500

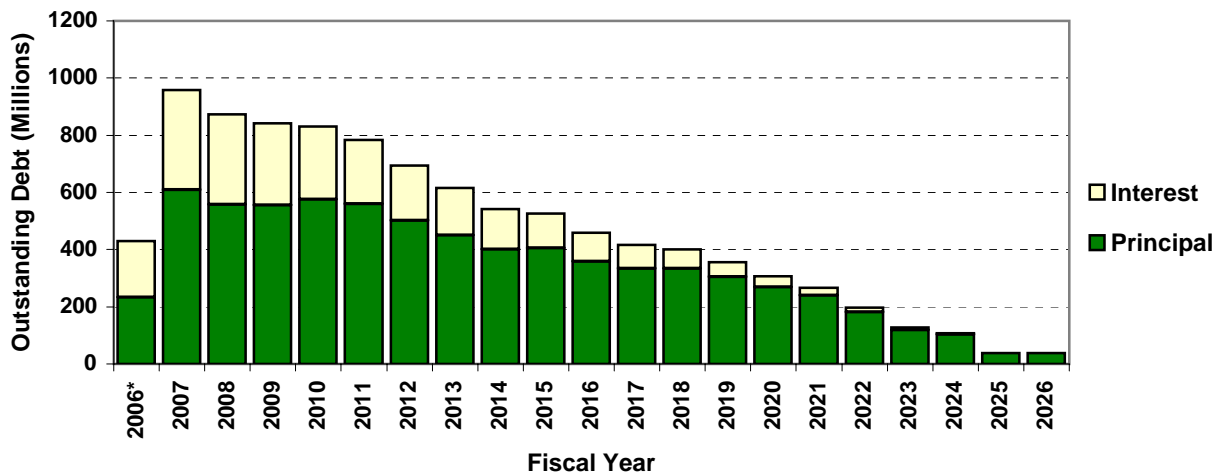
Source: Georgia State Financing and Investment Commission

PRINCIPAL AND INTEREST OWED ON OUTSTANDING BONDS

The following table sets forth the aggregate fiscal year debt service of the State of Georgia on all outstanding general obligation and guaranteed revenue debt, excluding the Bonds, as of November 30, 2005.

Fiscal Year	General Obligation Debt Principal	Guaranteed Revenue Principal	Total Principal	Total Interest	Total Debt Service
2006*	\$220,085,000	\$13,215,000	\$233,300,000	\$197,256,065	\$430,556,065
2007	571,165,000	37,900,000	609,065,000	349,499,041	958,564,041
2008	517,450,000	39,300,000	556,750,000	316,962,851	873,712,851
2009	515,110,000	41,145,000	556,255,000	286,295,184	842,550,184
2010	532,195,000	43,120,000	575,315,000	254,917,880	830,232,880
2011	516,255,000	43,535,000	559,790,000	222,789,700	782,579,700
2012	453,840,000	47,675,000	501,515,000	193,012,093	694,527,093
2013	417,880,000	32,390,000	450,270,000	165,892,328	616,162,328
2014	365,595,000	34,125,000	399,720,000	142,480,666	542,200,666
2015	369,385,000	35,945,000	405,330,000	121,607,870	526,937,870
2016	320,120,000	37,840,000	357,960,000	100,868,079	458,828,079
2017	293,005,000	39,830,000	332,835,000	83,586,880	416,421,880
2018	290,600,000	41,925,000	332,525,000	67,134,319	399,659,319
2019	259,865,000	44,045,000	303,910,000	51,689,656	355,599,656
2020	222,805,000	46,305,000	269,110,000	37,822,299	306,932,299
2021	191,345,000	48,675,000	240,020,000	26,472,388	266,492,388
2022	159,785,000	21,545,000	181,330,000	16,121,578	197,451,578
2023	95,310,000	22,650,000	117,960,000	8,550,909	126,510,909
2024	79,815,000	23,810,000	103,625,000	3,489,669	107,114,669
2025	37,780,000	0	37,780,000	796,775	38,576,775
2026	38,320,000	0	38,320,000	204,800	38,524,800
TOTAL	\$6,467,710,000	\$694,975,000	\$7,162,685,000	\$2,647,451,027	\$9,810,136,027

Source: Georgia State Financing and Investment Commission



* FY 2006 is partial year, as of November 30, 2005

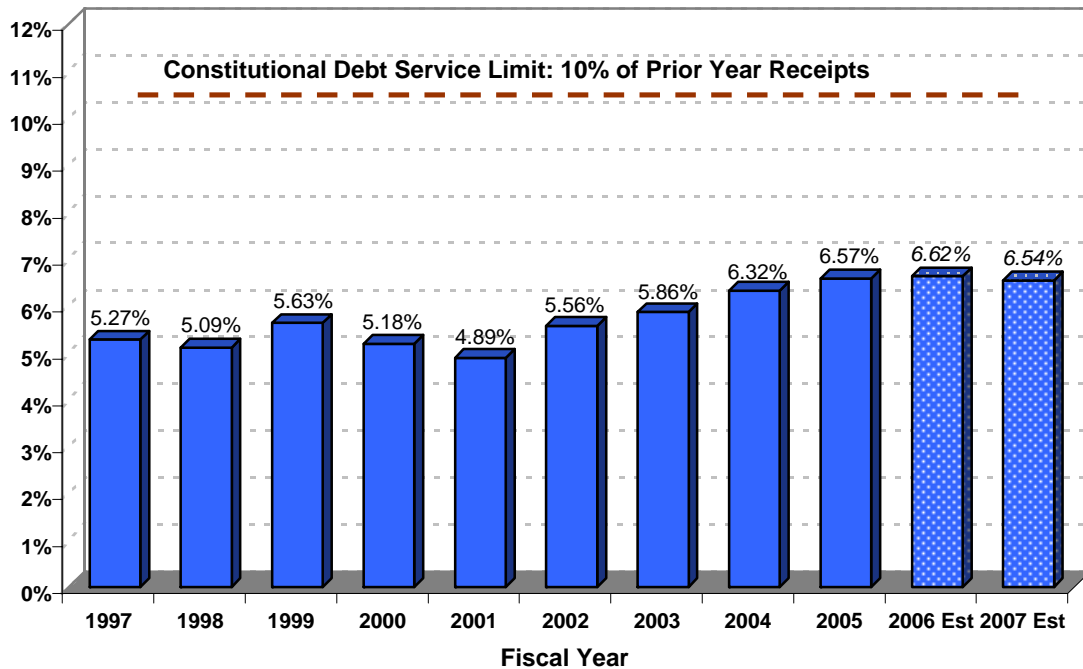
STATE DEBT SERVICE AS PERCENTAGE OF PRIOR YEAR NET TREASURY RECEIPTS

The following sets forth the highest aggregate annual debt service, including recommended debt, as a percentage of the net treasury receipts for the prior fiscal year. Prior to FY 1984 the maximum percentage allowed by the Constitution was 15%.

Fiscal Year	Highest Annual Debt Service	Prior Year Net Treasury Receipts	Percentage
2007 (Est.)	\$1,166,579,261	\$17,850,546,801	6.5%
2006 (Est.)	1,111,575,851	16,788,538,429	6.6%
2005	1,020,462,428	15,529,610,501	6.6%
2004	931,047,735	14,737,541,220	6.3%
2003	885,771,950	15,126,479,334	5.9%
2002	877,399,865	15,768,578,047	5.6%
2001	730,856,404	14,959,980,702	4.9%
2000	700,994,815	13,539,916,503	5.2%
1999	702,079,328	12,478,602,944	5.6%
1998	606,591,877	11,905,829,999	5.1%
1997	588,641,451	11,166,835,592	5.3%

Source: Debt Service from Georgia State Financing and Investment Commission

**State Debt Service as Percentage of
Prior Year Net Treasury Receipts**



LOTTERY FUND EXPENDITURES

GOVERNOR'S RECOMMENDED BUDGET - FISCAL YEAR 2007

Description	FY 2006 Current Budget	FY 2007 Governor's Recommendations
Department of Early Care and Learning		
Pre-Kindergarten	\$290,081,308	\$301,953,447
Subtotal	\$290,081,308	\$301,953,447
Georgia Student Finance Commission		
HOPE Scholarships - Public Schools	\$326,011,143	\$344,500,917
HOPE Scholarships - Private Colleges	45,751,850	45,651,732
HOPE Grant	122,784,173	122,784,173
Accel	6,000,000	6,000,000
HOPE GED	2,840,694	2,461,614
Georgia Military College Scholarship	770,477	770,477
Public Safety Memorial Grant	255,850	255,850
Teacher Scholarships	5,332,698	5,332,698
PROMISE Scholarship	5,855,278	5,855,278
PROMISE II Scholarship	74,590	
Engineer Scholarships	760,000	760,000
HOPE Administration	5,111,697	5,228,320
Subtotal	\$521,548,450	\$539,601,059
TOTAL LOTTERY FOR EDUCATION	\$811,629,758	\$841,554,506

LOTTERY RESERVES

Georgia's lottery laws require the establishment of two reserves that are funded as a percentage of lottery collections to avoid disruption in programs should collections fall short of annual appropriations.

The Shortfall Reserve Subaccount was included in the original law and required that an amount be set aside each year equal to 10% of the prior year's total lottery proceeds deposited into the Lottery for Education Account. If net funds in the account are not sufficient to meet appropriations, funds shall be drawn from the reserve to make up the shortage.

Funds have been set aside for the Shortfall Reserve (10% reserve) each year and totaled \$78,269,200 on June 30, 2005.

The lottery law was amended during the 1994 legislative session to require that a second reserve account within the Lottery for Education Account be established called the Scholarship Shortfall Reserve Subaccount.

The scholarship reserve law requires a reserve equal to 50% of the amount of scholarship proceeds disbursed during the preceding year be maintained. The subaccount balance on June 30, 2005 totaled \$216,086,253.

The two lottery reserves as of June 30, 2005 total as follows:

Shortfall Reserve Subaccount	\$78,269,200
Scholarship Shortfall Reserve Subaccount	216,086,253
TOTAL LOTTERY RESERVES	\$294,355,453

TOBACCO SETTLEMENT FUND EXPENDITURES

GOVERNOR'S RECOMMENDED BUDGET - FISCAL YEAR 2007

Description		FY2006 Current Budget	FY 2007 Governor's Recommendation
RURAL ECONOMIC DEVELOPMENT			
OneGeorgia Authority	DCA	\$47,123,333	\$47,123,333
HEALTHCARE			
Direct Healthcare			
Medicaid (including expansion for pregnant women and infants)	DCH	\$13,999,451	\$13,999,451
PeachCare for Kids Expansion for Children	DCH	4,970,705	4,970,705
Independent Care Waiver Program (fund with state general funds)	DCH	2,143,025	
Critical Access Hospital reimbursement	DCH	3,500,000	3,500,000
Medicaid Inpatient Hospital Reimbursement	DCH	30,000,000	30,000,000
Community Care Services Program	DHR	4,190,586	4,190,586
Home and Community Based Services for the Elderly	DHR	3,808,586	3,808,586
AIDS Drug Assistance Program (fund with state general funds)	DHR	1,226,667	
Mental Retardation Waiver Programs	DHR	10,256,358	10,256,358
Newborn Hearing Screening (fund with state general funds)	DHR	2,000,000	
Early Intervention for At-Risk Families (fund with state general funds)	DHR	3,341,218	
Chronic Disease Prevention Program (fund with state general funds)	DHR	1,350,000	
School Nurses	DOE		30,000,000
Subtotal		\$80,786,596	\$100,725,686
Georgia Cancer Coalition:			
Breast and Cervical Cancer Treatment	DCH	\$3,474,205	\$3,474,205
Smoking Prevention and Cessation	DHR	3,205,245	3,205,245
Cancer Screening	DHR	1,757,364	1,757,364
Cancer Treatment for Low-Income Uninsured	DHR	3,547,455	5,000,000
Cancer Registry	DHR	350,000	350,000
Eminent Cancer Scientists and Clinicians	Regents	6,342,377	6,342,377
Eminent Cancer Scholar Endowment	Regents	750,000	750,000
MCG: Cancer Center Mission Enhancement	Regents	5,000,000	5,000,000
Coalition Staff	Regents	1,365,177	1,365,177
Cancer Coalition Initiatives	Regents	2,775,000	2,275,000
Enforcement/Compliance for Underage Smoking	Revenue	150,000	150,000
Subtotal		\$28,716,823	\$29,669,368
Total - Healthcare		\$109,503,419	\$130,395,054
TOTAL TOBACCO SETTLEMENT FUNDS		\$156,626,752	\$177,518,387

SALARY ADJUSTMENTS

GOVERNOR'S RECOMMENDED BUDGET - FISCAL YEAR 2007

Description	Amount
<u>PAY PACKAGE:</u>	
1. Provide up to a 4% salary adjustment for employees of the Executive and Legislative branches. All employees receive a 2% salary adjustment. Employees with a salary below the midpoint salary for their pay grade receive a portion of an additional 2% salary adjustment that is based upon the percentage of the difference between the employee's salary and the paygrade midpoint. The larger the difference between the employee's salary and the midpoint the greater share of the additional 2% raise they receive. This strategy is designed to bring up the salaries of employees at the lower end of their pay grade. Provide also for a cost-of-living adjustment of up to 4% for each state official whose salary is set by O.C.G.A. code sections 45-7-3, 45-77-4, 45-7-20 and 47-7-21. The amounts for all of these adjustments are calculated according to an effective date of January 1, 2007.	\$27,428,275
2. Provide a 4% increase to the state base salary on the teacher salary schedule for the State Board of Education effective September 1, 2006. This proposed 4% salary improvement is in addition to the salary increases awarded to certificated personnel through normal progression on the teacher salary schedule. Provide for a 4% increase for bus drivers and lunchroom workers effective July 1, 2006.	226,235,147
3. Provide a 4% funding level for merit-based increases for Regents faculty effective and Regents non-academic personnel January 1, 2007. Provide a 4% salary increase for public librarians effective January 1, 2007.	30,841,760
4. Provide a 4% salary increase for teachers and support personnel within the Department of Technical and Adult Education effective January 1, 2007.	5,658,208
TOTAL	\$290,163,390

Notes:

The 4% salary increase is reflected in the agency financial summary and budget summary. The 4% salary increase total for teachers includes state and local five mill share funds.

SUMMARY OF AUTHORIZED POSITIONS

Departments/Agencies	FY 2005 Actual	FY 2006 Budgeted	FY 2007 Recommended
Accounting Office, State		93	93
Administrative Services, Department of	1,427	1,270	978
Agriculture, Department of	840	840	840
Banking and Finance, Department of	148	148	149
Community Affairs, Department of	478	452	458
Community Health, Department of	510	507	507
Corrections, Department of	15,696	15,185	15,510
Defense, Department of	473	473	473
Driver Services, Department of		764	799
Early Care and Learning, Department of	182	185	185
Economic Development, Department of	191	221	223
Education, State Board of	781	826	830
Employees' Retirement System	87	112	112
Forestry Commission, State	676	676	690
Governor, Office of the	332	334	340
Human Resources, Department of	18,466	19,309	19,404
Insurance, Office of Commissioner of	310	310	310
Investigation, Georgia Bureau of	829	839	837
Juvenile Justice, Department of	4,299	4,239	4,404
Labor, Department of	3,882	3,887	3,889
Law, Department of	192	192	192
Merit System of Personnel Administration	149	138	136
Motor Vehicle Safety, Department of	1,449		
Natural Resources, Department of	2,095	1,646	1,662
Pardon and Paroles, State Board of	818	821	821
Properties Commission, State		289	289
Public Safety, Department of	1,493	1,792	1,793
Public Service Commission	94	96	98
Regents, Board of	31,801	33,865	34,098
Revenue, Department of	1,075	1,366	1,365
Secretary of State, Office of	425	432	454
Soil and Water Conservation Commission	51	52	52
Student Finance Commission, Georgia	51	60	60
Teachers' Retirement System	173	182	182
Technical and Adult Education, Department of	3,506	3,506	3,506
Transportation, Department of	6,041	6,058	6,058
Veterans Service, Department of	129	129	134
Workers' Compensation, State Board of	166	166	166
TOTAL	99,315	101,460	102,097



FY 2007

DEPARTMENT SUMMARIES

GENERAL ASSEMBLY

DEPARTMENT BUDGET FINANCIAL SUMMARY BY OBJECT CLASS - FISCAL YEAR 2007

Object Classes / Fund Sources	FY 2007 Agency Request Total	FY 2004 Expenditures	FY 2005 Expenditures	FY 2007 General Assembly Request Total		
				FY 2006 Current Budget	Changes	Total
Personal Services - Staff	\$19,888,602	\$17,131,529	\$16,288,597	\$19,828,847	\$59,755	\$19,888,602
Personal Services - Elected Officials	5,666,908	5,138,694	5,154,024	5,591,345	75,563	5,666,908
Regular Operating Expenses	3,228,081	2,083,663	2,416,707	4,063,546	(835,465)	3,228,081
Travel - Elected Officials	1,500			1,500		1,500
Travel - Staff	91,000	29,060	53,617	84,000	7,000	91,000
Equipment	1,054,000	114,829	284,678	801,500	252,500	1,054,000
Computer Charges	81,950	207	195	9,950	72,000	81,950
Real Estate Rentals	12,000			7,000	5,000	12,000
Telecommunications	539,427	452,682	446,816	531,427	8,000	539,427
Per Diem and Fees - Elected Officials	2,972,331	3,103,867	2,423,434	3,522,170	(549,839)	2,972,331
Per Diem and Fees - Staff	153,356	195,681	54,920	152,276	1,080	153,356
Contracts - Elected Officials	650,000	574,191	639,460	657,500	(7,500)	650,000
Contracts - Staff	153,000	43,343	77,125	93,000	60,000	153,000
Photography	80,000	50,506	36,735	90,000	(10,000)	80,000
Expense Reimbursement Allowance	1,652,000	1,355,342	1,420,204	1,652,000		1,652,000
TOTAL FUNDS	\$36,224,155	\$30,273,594	\$29,296,512	\$37,086,061	(\$861,906)	\$36,224,155
TOTAL STATE FUNDS	\$36,224,155	\$30,273,594	\$29,296,512	\$37,086,061	(\$861,906)	\$36,224,155

The budget request for the General Assembly is included in the Governor's recommendation as submitted for FY 2007.

EXPLANATION OF REQUEST: The General Assembly request includes up to a 3% pay raise effective January 1, 2007.

DESCRIPTION: The Constitution provides that the legislative power of the state shall be vested in the General Assembly, which consists of the Senate and the House of Representatives. The General Assembly convenes in regular session annually on the second Monday in January. With two exceptions, all bills may originate in either the Senate or the House of Representatives, but all bills must be passed by both branches and signed by the Governor before becoming law. The exceptions are bills raising revenue and bills that appropriate money, which can originate only in the House. In the event of the Governor's veto of any bill during a session, the bill can be overridden by two-thirds majority vote in both houses.

DEPARTMENT OF AUDITS AND ACCOUNTS

DEPARTMENT BUDGET FINANCIAL SUMMARY BY OBJECT CLASS - FISCAL YEAR 2007

Object Classes / Fund Sources	FY 2007 Agency Request Total	FY 2004 Expenditures	FY 2005 Expenditures	FY 2007 Audits and Accounts Request Total		
				FY 2006 Current Budget	Changes	Total
Personal Services	\$27,035,267	\$23,623,288	\$24,206,416	\$25,870,024	\$1,165,243	\$27,035,267
Regular Operating Expenses	793,295	1,415,802	849,490	793,295		793,295
Travel	422,500	347,983	400,000	422,500		422,500
Equipment	20,000	20,449	20,000	20,000		20,000
Computer Charges	2,032,350	1,421,983	1,113,500	1,254,912	777,438	2,032,350
Real Estate Rentals	1,218,982	1,101,204	1,106,000	1,244,258	(25,276)	1,218,982
Telecommunications	245,155	331,970	322,060	315,155	(70,000)	245,155
Per Diem and Fees	160,000	156,552	176,000	175,000	(15,000)	160,000
TOTAL FUNDS	\$31,927,549	\$28,419,231	\$28,193,466	\$30,095,144	1,832,405	31,927,549
TOTAL STATE FUNDS	\$31,927,549	\$28,419,231	\$28,193,466	\$30,095,144	\$1,832,405	\$31,927,549

The budget request for the Department of Audits and Accounts is included in the Governor's recommendation as submitted for FY 2007.

EXPLANATION OF REQUEST: The Audits and Accounts request includes a 3% pay raise effective January 1, 2007.

DESCRIPTION: The Department of Audits and Accounts performs the following functions: (1) annual audits and reviews of state agencies, authorities, retirement systems and state colleges and universities; (2) annual financial audits of local boards of education, regional and local libraries; (3) performance audits on the efficiency and effectiveness of state programs and activities; (4) program evaluations to assist the General Assembly in establishing an ongoing review and evaluation of all programs and functions of state government; (5) financial and program audits on Medicaid providers; (6) review of legislation; and (7) prepare an equalized property tax digest for public school funding.

JUDICIAL BRANCH

JUDICIAL BRANCH FINANCIAL SUMMARY BY PROGRAM - FISCAL YEAR 2007

Program / Fund Sources	FY 2007 Agency Request Total	FY 2007 Judicial Branch Request					Total Changes	Total
		FY 2006 Current Budget	Redistribution	Reductions	Enhancements	Other Adjustments		
Court of Appeals								
State General Funds	\$12,878,792	\$12,537,586			\$341,206		\$341,206	\$12,878,792
Other Funds	90,000	90,000						90,000
Total	<u>12,968,792</u>	<u>12,627,586</u>			<u>341,206</u>		<u>341,206</u>	<u>12,968,792</u>
Georgia Office of Dispute Resolution								
State General Funds	423,067	362,494			60,572		60,572	423,066
Total	<u>423,067</u>	<u>362,494</u>			<u>60,572</u>		<u>60,572</u>	<u>423,066</u>
Institute of Continuing Judicial Education								
State General Funds	1,286,382	1,126,382			160,000		160,000	1,286,382
Total	<u>1,286,382</u>	<u>1,126,382</u>			<u>160,000</u>		<u>160,000</u>	<u>1,286,382</u>
Judicial Council								
State General Funds	12,044,295	10,629,370			1,414,925		1,414,925	12,044,295
Total	<u>12,044,295</u>	<u>10,629,370</u>			<u>1,414,925</u>		<u>1,414,925</u>	<u>12,044,295</u>
Judicial Qualifications Commission								
State General Funds	270,001	258,046			11,954		11,954	270,000
Total	<u>270,001</u>	<u>258,046</u>			<u>11,954</u>		<u>11,954</u>	<u>270,000</u>
Resource Center								
State General Funds	1,185,000	800,000			385,000		385,000	1,185,000
Total	<u>1,185,000</u>	<u>800,000</u>			<u>385,000</u>		<u>385,000</u>	<u>1,185,000</u>
Council of Juvenile Court Judges								
State General Funds	1,632,983	1,519,101			113,882		113,882	1,632,983
Total	<u>1,632,983</u>	<u>1,519,101</u>			<u>113,882</u>		<u>113,882</u>	<u>1,632,983</u>
Juvenile Court Judges								
State General Funds	4,816,562	4,714,839			101,723		101,723	4,816,562
Total	<u>4,816,562</u>	<u>4,714,839</u>			<u>101,723</u>		<u>101,723</u>	<u>4,816,562</u>

JUDICIAL BRANCH

JUDICIAL BRANCH FINANCIAL SUMMARY BY PROGRAM - FISCAL YEAR 2007

Program / Fund Sources	FY 2007 Agency Request Total	FY 2007 Judicial Branch Request					Total Changes	Total
		FY 2006 Current Budget	Redistribution	Reductions	Enhancements	Other Adjustments		
District Attorneys								
State General Funds	46,414,421	39,495,618			6,918,803		6,918,803	46,414,421
Other Funds	1,767,046	1,767,046						1,767,046
Total	<u>48,181,467</u>	<u>41,262,664</u>			<u>6,918,803</u>		<u>6,918,803</u>	<u>48,181,467</u>
Prosecuting Attorney's Council								
State General Funds	7,357,404	4,429,830	106,385		2,821,189		2,927,574	7,357,404
Total	<u>7,357,404</u>	<u>4,429,830</u>	<u>106,385</u>		<u>2,821,189</u>		<u>2,927,574</u>	<u>7,357,404</u>
Public Defender Standards Council								
State General Funds	10,607,210	10,607,210						10,607,210
Other Funds	559,797	559,797						559,797
Total	<u>11,167,007</u>	<u>11,167,007</u>						<u>11,167,007</u>
Public Defenders								
State General Funds	17,224,912	31,471,850		(14,246,938)			(14,246,938)	17,224,912
Other Funds	1,413,035	1,413,035						1,413,035
Total	<u>18,637,947</u>	<u>32,884,885</u>		<u>(14,246,938)</u>			<u>(14,246,938)</u>	<u>18,637,947</u>
Council of Superior Court Clerks								
State General Funds	243,000	144,925			98,075		98,075	243,000
Total	<u>243,000</u>	<u>144,925</u>			<u>98,075</u>		<u>98,075</u>	<u>243,000</u>
Council of Superior Court Judges								
State General Funds	971,630	800,000			171,630		171,630	971,630
Total	<u>971,630</u>	<u>800,000</u>			<u>171,630</u>		<u>171,630</u>	<u>971,630</u>
Judicial Administrative Districts								
State General Funds	2,184,721	2,253,718		(68,997)			(68,997)	2,184,721
Total	<u>2,184,721</u>	<u>2,253,718</u>		<u>(68,997)</u>			<u>(68,997)</u>	<u>2,184,721</u>
Felony and Juvenile Drug Courts								
State General Funds	1,000,000	1,000,000						1,000,000
Total	<u>1,000,000</u>	<u>1,000,000</u>						<u>1,000,000</u>

JUDICIAL BRANCH

JUDICIAL BRANCH FINANCIAL SUMMARY BY PROGRAM - FISCAL YEAR 2007

Program / Fund Sources	FY 2007 Agency Request Total	FY 2007 Judicial Branch Request						Total Changes	Total
		FY 2006 Current Budget	Redistribution	Reductions	Enhancements	Other Adjustments			
Superior Court Judges									
State General Funds	51,252,671	47,290,013				3,962,658		3,962,658	51,252,671
Total	51,252,671	47,290,013				3,962,658		3,962,658	51,252,671
Supreme Court									
State General Funds	7,969,323	7,647,980				321,343		321,343	7,969,323
Total	7,969,323	7,647,980				321,343		321,343	7,969,323
TOTAL FUNDS	\$183,592,252	\$180,918,840	\$106,385	(\$14,315,935)		\$16,882,960	\$0	2,673,410	\$183,592,250
<u>Less:</u>									
Other Funds	\$3,829,878	\$3,829,878							\$3,829,878
State General Funds	\$179,762,374	\$177,088,962	\$106,385	(\$14,315,935)		\$16,882,960		\$2,673,410	\$179,762,372
TOTAL STATE FUNDS	\$179,762,374	\$177,088,962	\$106,385	(\$14,315,935)		\$16,882,960	\$0	\$2,673,410	\$179,762,372

JUDICIAL BRANCH

DEPARTMENT BUDGET FINANCIAL SUMMARY BY OBJECT CLASS - FISCAL YEAR 2007

Object Classes / Fund Sources	FY 2007 Agency Request Total	FY 2004 Expenditures	FY 2005 Expenditures	FY 2007 Judicial Branch Request		
				FY 2006 Current Budget	Changes	Total
Personal Services		\$17,026,845		\$133,121,753	\$11,564,048	\$144,685,801
Other Operating Expenses		127,319,653		40,168,614	(12,232,290)	27,936,324
Prosecuting Attorney's Council	\$7,357,404	2,620,403		4,429,830	2,927,574	7,357,404
Judicial Administrative Districts	2,184,721	1,918,279		2,253,718	(68,997)	2,184,721
Payment to Council of Superior Court Clerks	243,000	44,925		144,925	98,075	243,000
Payment to Resource Center	1,185,000	800,000		800,000	385,000	1,185,000
TOTAL FUNDS	\$10,970,125	\$149,730,105	\$0	\$180,918,840	\$2,673,410	\$183,592,250
<u>Less:</u>						
Other Funds	\$3,829,878	\$3,039,271		\$3,829,878		\$3,829,878
State General Funds	\$7,140,247	\$146,690,834		\$177,088,962	\$2,673,410	\$179,762,372
TOTAL STATE FUNDS	\$7,140,247	\$146,690,834	\$0	\$177,088,962	\$2,673,410	\$179,762,372

The budget request for the Judicial Branch has been included in the Governor's recommendation in estimating the total financial needs of the state for FY 2007.

Note: FY 2005 Expenditures not available.

EXPLANATION OF REQUEST: The Judicial Branch request includes \$2,673,410.

DESCRIPTION: The judicial power of the state shall be vested exclusively in the following classes of courts: magistrate courts, probate courts, state courts, superior courts, Court of Appeals, and Supreme Court. Magistrate courts, probate courts, juvenile courts, and state courts shall be courts of limited jurisdiction. In addition, the Judicial Branch may establish or authorize the establishment of municipal courts and may authorize administrative agencies to exercise quasi-judicial powers.

JUDICIAL BRANCH

PROGRAM BUDGET SUMMARY - FISCAL YEAR 2007

Program Budgets	FY 2006 Current Budget			FY 2007 Judicial Branch Request		
	State Funds	Federal and Other Funds	Total	State Funds	Federal and Other Funds	Total
Court of Appeals	\$12,537,586	\$90,000	\$12,627,586	\$12,878,792	\$90,000	\$12,968,792
Georgia Office of Dispute Resolution	362,494		362,494	423,066		423,066
Institute of Continuing Judicial Education	1,126,382		1,126,382	1,286,382		1,286,382
Judicial Council	10,629,370		10,629,370	12,044,295		12,044,295
Judicial Qualifications Commission	258,046		258,046	270,000		270,000
Resource Center	800,000		800,000	1,185,000		1,185,000
Council of Juvenile Court Judges	1,519,101		1,519,101	1,632,983		1,632,983
Juvenile Court Judges	4,714,839		4,714,839	4,816,562		4,816,562
District Attorneys	39,495,618	1,767,046	41,262,664	46,414,421	1,767,046	48,181,467
Prosecuting Attorney's Council	4,429,830		4,429,830	7,357,404		7,357,404
Public Defender Standards Council	10,607,210	559,797	11,167,007	10,607,210	559,797	11,167,007
Public Defenders	31,471,850	1,413,035	32,884,885	17,224,912	1,413,035	18,637,947
Council of Superior Court Clerks	144,925		144,925	243,000		243,000
Council of Superior Court Judges	800,000		800,000	971,630		971,630
Judicial Administrative Districts	2,253,718		2,253,718	2,184,721		2,184,721
Felony and Juvenile Drug Courts	1,000,000		1,000,000	1,000,000		1,000,000
Superior Court Judges	47,290,013		47,290,013	51,252,671		51,252,671
Supreme Court	7,647,980		7,647,980	7,969,323		7,969,323
TOTAL FUNDS	\$177,088,962	\$3,829,878	\$180,918,840	\$179,762,372	\$3,829,878	\$183,592,250

JUDICIAL BRANCH

BUDGET SUMMARY - FISCAL YEAR 2007

Judicial Branch Requested Adjustments to the Current Budget	Amounts
FY 2006 STATE GENERAL FUND APPROPRIATIONS	\$177,088,962
Court of Appeals	
1. Annualize the cost of the FY 2006 salary adjustment.	\$125,465
2. Additional funding for an increase in real estate rents due to occupancy of new space in Health Building.	67,773
3. Provide funding to pay for new GTA Billing Costs related to PeopleSoft HRMS and Financials.	20,388
4. Fill 2 vacant positions.	127,580
Georgia Office of Dispute Resolution	
1. Annualize the cost of the FY 2006 salary adjustment.	2,889
2. Provide for an additional project administrator position.	50,000
3. Provide additional funding to cover increased per diem and fee expenses.	7,684
Institute of Continuing Education	
1. Increase funds for Administrative Office of the Courts technology contracts.	40,000
2. Provide additional funding to cover the expense of taking part in Continuing Judicial Education (CJE) for 40 new judgeships, superior court and state court positions created since 1996.	60,000
3. Provide for the recovery of funds lost during the time of a 15% reduction in legislative funding to the ICJE between FY 2003 and FY 2004.	50,000
4. Provide funding to underwrite the cost of the personal security summit.	10,000
Judicial Council	
1. Annualize the cost of the FY 2006 salary adjustment.	63,243
2. Increase funding for the grant to assist victims of family violence with legal matters.	83,803
3. Increase funding for Administrative Office of the Courts technology contracts.	40,000
4. Provide funding for the Judicial Council Standing Committee on Drug Courts.	1,000,000
5. Provide child support guidelines matching funds.	121,206
6. Provide base adjustments and annualizers.	106,671
Judicial Qualifications Commission	
1. Annualize the cost of the FY 2006 salary adjustment.	1,529
2. Provide funds to restructure the office and provide more efficient labor.	10,426

JUDICIAL BRANCH

BUDGET SUMMARY - FISCAL YEAR 2007

Judicial Branch Requested Adjustments to the Current Budget	Amounts
Resource Center	
1. Provide additional contract funding for additional attorneys to handle the increased number of cases projected to be entering state habeas corpus proceedings in FY 2007.	385,000
Council of Juvenile Court Judges	
1. Provide for base adjustments and annualizers.	113,882
Juvenile Court Judges	
1. Provide for base adjustments and annualizers.	53,101
2. Provide funding to implement HB 334.	48,622
District Attorneys	
1. Annualize the cost of the 5 additional assistant district attorneys.	388,290
2. Annualize the cost of the 7 additional victim advocate positions.	296,262
3. Annualize the cost of the FY 2006 salary adjustment	458,303
4. Provide funding for 10 additional victim advocate positions.	439,552
5. Provide for base adjustments and annualizers.	7,037,457
Prosecuting Attorney's Council	
1. Transfer funds from the Superior Court Judges budget for positions in the DOAS contract that affect the District Attorney and Prosecuting Attorney's Council budgets.	106,385
2. Provide funds to initiate a judicial circuit integrated communication project.	500,000
3. Provide funds to purchase current editions of "Daniel's Georgia Criminal Trial Practice" and "Georgia Rules of Evidence" for all district attorney offices.	215,000
4. Provide funding to send district attorneys to the Governor's Leadership Institute.	10,000
5. Provide funds for intern positions.	83,160
6. Annualize 3 additional positions in the Capital Litigation division.	311,968
Public Defenders	
1. Redirect \$2,276,693 from Public Defender circuit offices to Conflict Case Management offices.	Yes
2. Provide for a general reduction in operating expenses.	(14,246,938)

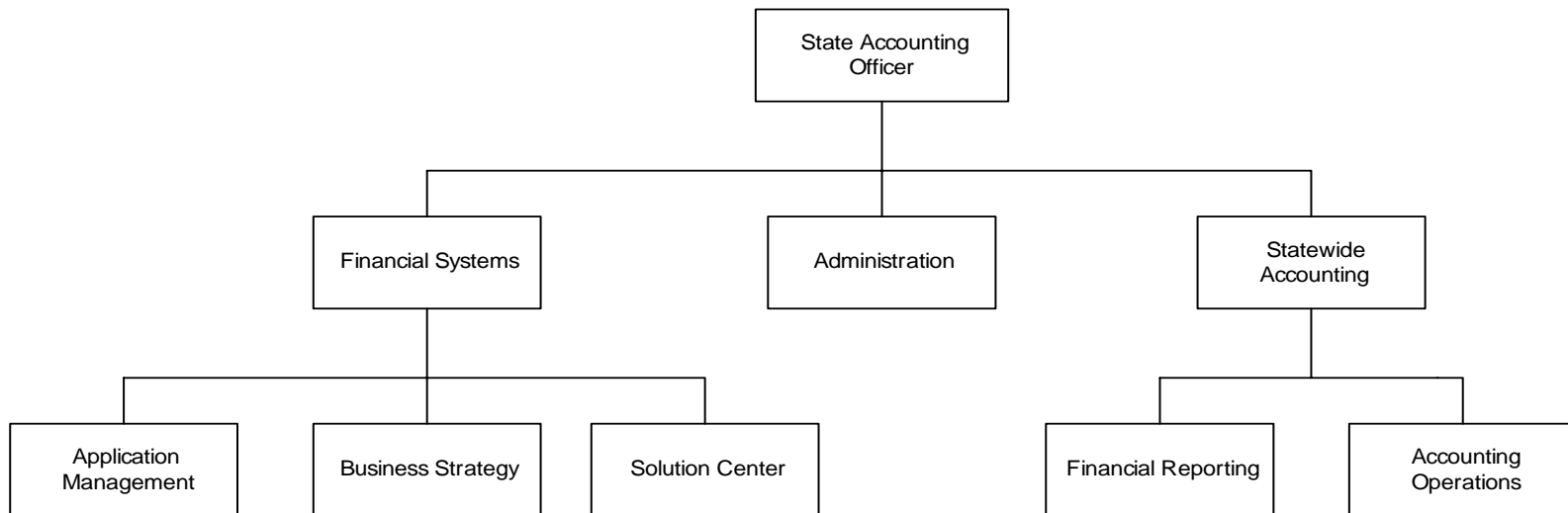
JUDICIAL BRANCH

BUDGET SUMMARY - FISCAL YEAR 2007

Judicial Branch Requested Adjustments to the Current Budget	Amounts
Council of Superior Court Clerks	
1. Provide base adjustments and annualizers.	98,075
Council of Superior Court Judges	
1. Provide funds to add an administrative assistant position to assist with workload.	46,291
2. Provide base adjustments and annualizers.	125,339
Judicial Administrative Districts	
1. Provide base adjustments and annualizers.	(68,997)
Superior Court Judges	
1. Provide base adjustments and annualizers.	3,962,658
Supreme Court	
1. Provide base adjustments and annualizers.	321,343
TOTAL NET STATE GENERAL FUND ADJUSTMENTS	\$2,673,410
TOTAL STATE GENERAL FUNDS RECOMMENDED	\$179,762,372

STATE ACCOUNTING OFFICE

ORGANIZATIONAL CHART



STATE ACCOUNTING OFFICE

Roles and Responsibilities:

The State Accounting Office (SAO) was established on October 6, 2004 with an Executive Order signed by Governor Sonny Perdue. Governor Perdue signed House Bill 293, which codified the realignment of the state's financial reporting and financial systems responsibilities under a single State Accounting Officer. The core business of the SAO is to enable Statewide Accounting and Reporting.

ADMINISTRATION

The Administration function is responsible for the operations of the SAO. The areas within the Administration function include; purchasing, accounting, budget, payroll and human resources.

FINANCIAL REPORTING

The Financial Reporting Division prepares and distributes the annual financial statements and other reports, coordinating with the state auditor and other auditors, as appropriate, for review and certification of

financial reports, and compliance with state and federal financial accounting and reporting requirements. In addition, the Financial Reporting section is responsible for the creation of the Comprehensive Annual Financial Report for Georgia, providing financial information that is credible, accurate and easily available to decision makers and bond rating agencies. The division sets the chart of account structure used by all state agencies.

FINANCIAL SYSTEMS

The Financial Systems Division is responsible for the support of the Statewide Human Capital Management and Financial systems and accounting systems. Financial Systems provides the following services: customer support to resolve system and application issues utilizing a help desk to track issues and problems; implements system enhancements and modification requests; provides training to PeopleSoft users; resolves technical issues and manages the full deployment life cycle for the system; ensures availability and data integrity of the systems. Financial Systems is also responsible for all technical support in the SAO.

ACCOUNTING OPERATIONS

The Accounting Operations section is responsible for developing processes and systems to improve accountability and enhanced collection of accounts receivables due to Georgia. This section is working to improve accountability and efficiency in the accounts receivables and cash management areas. Accounting Operations is responsible for developing and publishing accounting standards and policies to be implemented by all state agencies.

AUTHORITY

Title 50-5B Georgia Code Annotated.

STATE ACCOUNTING OFFICE

DEPARTMENT BUDGET FINANCIAL SUMMARY BY PROGRAM - FISCAL YEAR 2007

Program / Fund Sources	FY 2007 Agency Request Total	FY 2007 Governor's Recommendation						Total	
		FY 2006 Current Budget	Redistribution	Reductions	Enhancements	Other Adjustments	Total Changes		
State Accounting Office									
Other Funds	\$8,855,794	\$8,855,794					\$117,662	\$117,662	\$8,973,456
State General Funds	10,122,011	1,723,889			\$4,577,595		501,357	5,078,952	6,802,841
Total	18,977,805	10,579,683			4,577,595		619,019	5,196,614	15,776,297
TOTAL FUNDS	\$18,977,805	\$10,579,683	\$0	\$0	\$4,577,595		\$619,019	\$5,196,614	\$15,776,297
<u>Less:</u>									
Other Funds	\$8,855,794	\$8,855,794					\$117,662	\$117,662	\$8,973,456
State General Funds	\$10,122,011	\$1,723,889			\$4,577,595		\$501,357	\$5,078,952	\$6,802,841
TOTAL STATE FUNDS	\$10,122,011	\$1,723,889	\$0	\$0	\$4,577,595		\$501,357	\$5,078,952	\$6,802,841

STATE ACCOUNTING OFFICE

DEPARTMENT BUDGET FINANCIAL SUMMARY BY OBJECT CLASS - FISCAL YEAR 2007

Object Classes / Fund Sources	FY 2007 Agency Request Total	FY 2004 * Expenditures	FY 2005 * Expenditures	FY 2007 Governor's Recommendations		
				FY 2006 Current Budget	Changes	Total
Personal Services	\$8,746,839			\$7,667,456	\$737,487	\$8,404,943
Regular Operating Expenses	381,613			246,102	168,996	415,098
Travel	35,000			35,000		35,000
Equipment	812,314			12,976	440,673	453,649
Computer Charges	3,600,356			1,763,400	927,124	2,690,524
Real Estate Rentals	267,249			267,249	44,200	311,449
Telecommunications	85,525			87,500	(1,975)	85,525
Per Diem and Fees	4,348,909			300,000	2,380,109	2,680,109
Contracts	700,000			200,000	500,000	700,000
TOTAL FUNDS	\$18,977,805	\$0	\$0	\$10,579,683	\$5,196,614	\$15,776,297
<u>Less:</u>						
Other Funds	\$8,855,794			\$8,855,794	\$117,662	\$8,973,456
State General Funds	\$10,122,011			\$1,723,889	\$5,078,952	\$6,802,841
TOTAL STATE FUNDS	\$10,122,011	\$0	\$0	\$1,723,889	\$5,078,952	\$6,802,841
Positions	93			93		93

*The State Accounting Office was established on July 1, 2005 per HB 293 of the 2005 General Assembly.

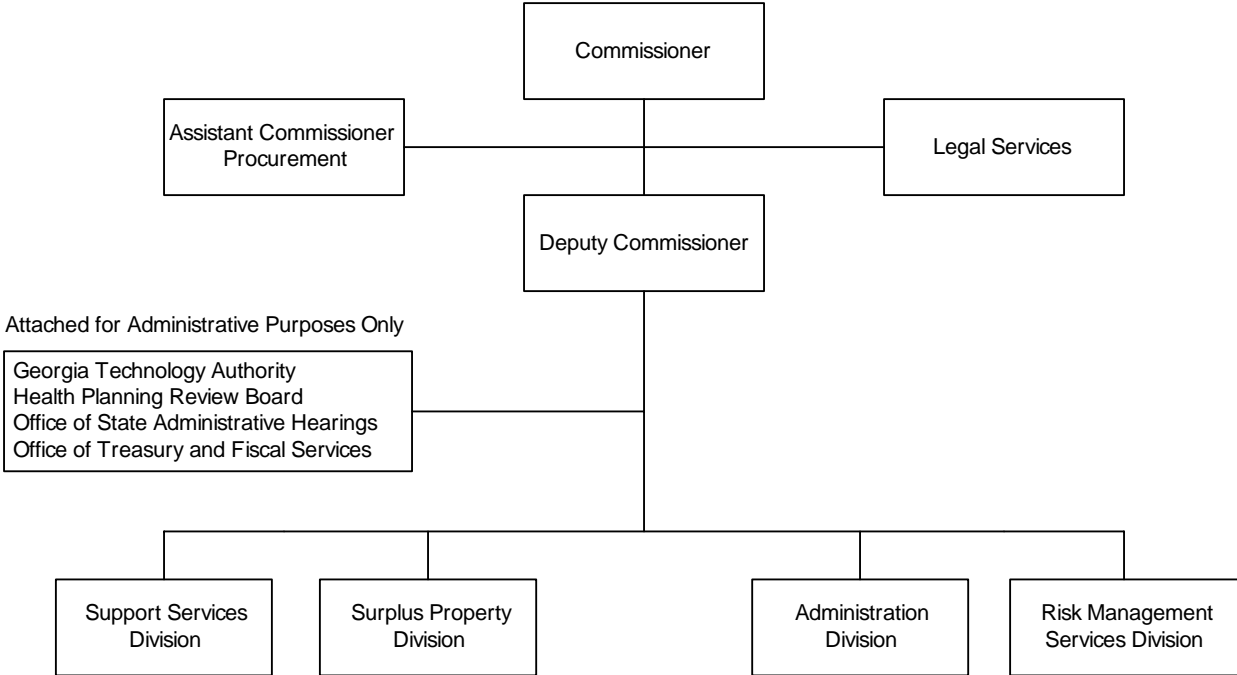
STATE ACCOUNTING OFFICE

BUDGET SUMMARY - FISCAL YEAR 2007

Governor's Recommended Adjustments to the Current Budget	Amounts
FY 2006 STATE GENERAL FUND APPROPRIATIONS	\$1,723,889
State Accounting Office	
1. Annualize the cost of the FY 2006 salary adjustment (\$24,765) and provide for a salary increase in FY 2007 of up to 4% effective January 1, 2007 (\$31,389).	\$56,154
2. Increase funds to reflect an adjustment in the employer share of State Health Benefit Plan premiums from 14.20% to 16.713%.	45,985
3. Provide for an adjustment to the Georgia Building Authority (GBA) real estate rental rate for office space.	44,200
4. Fully fund 5 positions in statewide operations.	355,018
5. Adjust object classes to meet projected expenditures.	Yes
6. Increase personal services (\$162,668), regular operating expenses (\$200,000), and computer charges (\$176,200) to implement a Consolidated Banking initiative to reduce fees and increase earnings.	538,868
7. Increase per diem and fees to implement an Accounts Receivable initiative.	300,000
8. Increase operating expenses to create the Statewide Reporting tool.	2,464,909
9. Increase operating expenses to implement the PeopleSoft CAFR tool.	1,195,200
10. Fund a rate increase for the PeopleSoft maintenance contract.	78,618
 TOTAL NET STATE GENERAL FUND ADJUSTMENTS	 \$5,078,952
TOTAL STATE GENERAL FUNDS RECOMMENDED	\$6,802,841

DEPARTMENT OF ADMINISTRATIVE SERVICES

ORGANIZATIONAL CHART



DEPARTMENT OF ADMINISTRATIVE SERVICES

Roles and Responsibilities:

The Department of Administrative Services (DOAS) provides business solutions for state and local governments. DOAS' product and service offerings encompass a broad spectrum that includes purchasing, risk management, fleet support services, surplus property, mail and courier, and rapid copy services.

DOAS strives to meet the business needs of its customers while providing the highest level of customer service in a rapidly changing state government.

DOAS SERVICES

State Purchasing is responsible for procuring a wide range of commodities and services for state government. Purchasing negotiates statewide contracts for the benefit of state and local governments and offers technical assistance in conducting and assessing competitive bids. Purchasing provides cost reduction through aggregation of purchasing demand, competitive procurement, efficient purchasing systems, standards, specifications, and practices. Furthermore, Purchasing promotes fair and equitable business opportunities among vendors and strives to ensure the availability of high quality goods and services to state and local governments at the lowest possible price.

Risk Management directs the State's internal workers' compensation, liability, property, and unemployment insurance programs and also manages the Georgia State Indemnification, Teacher's Indemnification, and Educator's

Professional Liability programs. Risk Management oversees the claims administration process and assists state entities in identifying unique loss exposures and developing strategies to reduce the cost of risk associated with individual business operations. Through these efforts, Risk Management Services assures responsive stewardship of state funds and the protection of state assets.

Fleet Support Services, in conjunction with the Office of Planning and Budget, regulates state government's motor vehicle fleet management functions to ensure efficient and cost-effective fleet operations and to minimize the life-cycle costs associated with vehicle ownership. Fleet Support Services provides state and local (limited) governments with guidance on vehicle purchases, assignment, usage, maintenance, operation, and disposal. Fleet Support Services also provides an economical and convenient transportation alternative for state employees traveling on official business through a daily vehicle rental program for state entities in the Metro Atlanta area.

Surplus Property is responsible for redistribution of state and federal personal property to state and local governments, qualifying non-profits, and to the public through auction. Surplus Property centers are located in Atlanta, Americus, and Swainsboro. It provides assistance to state and local governments with the disposal of business-specific personal property.

Document Services provides mail, courier, and rapid copy services to state government within Metro-Atlanta. Document Services operates an interoffice mail delivery network, delivers mail to state entities, manages two U.S. Post Offices on Capitol Hill, and provides photocopying services to state government. It provides convenient, efficient, and cost-effective services to customers in their day-to-day business activities.

ATTACHED AGENCIES

The **Office of Treasury and Fiscal Services** manages, invests and disburses most state revenues.

The **Health Planning Review Board** conducts appeal hearings on decisions of the Health Planning Agency.

The **Office of State Administrative Hearings** conducts administrative hearings of contested cases for specified state agencies.

The **Georgia Technology Authority** provides information technology services and expertise to state agencies.

AUTHORITY

Title 15-5, 15-18, 15-19, 17-2, 17-12, 20-2, 20-3, 31-6, 45-9, 50-5, 50-13, 50-15, 50-16, 50-19, 50-21 Official Code of Georgia Annotated.

DEPARTMENT OF ADMINISTRATIVE SERVICES

DEPARTMENT BUDGET FINANCIAL SUMMARY BY PROGRAM - FISCAL YEAR 2007

Program / Fund Sources	FY 2007 Agency Request Total	FY 2007 Governor's Recommendation					Total Changes	Total
		FY 2006 Current Budget	Redistribution	Reductions	Enhancements	Other Adjustments		
Administration								
Other Funds	\$2,064,743	\$2,030,008				\$54,652	\$54,652	\$2,084,660
State General Funds	<u>3,445,378</u>	<u>3,514,361</u>		<u>(\$70,479)</u>		<u>251,324</u>	<u>180,845</u>	<u>3,695,206</u>
Total	5,510,121	5,544,369		(70,479)		305,976	235,497	5,779,866
Bulk Paper Sales								
Other Funds		<u>2,353,715</u>	<u>(\$92,192)</u>	<u>(2,261,523)</u>			<u>(2,353,715)</u>	<u>0</u>
Total		2,353,715	(92,192)	(2,261,523)			(2,353,715)	0
Fiscal Services								
Other Funds	<u>310,336</u>	<u>307,228</u>				<u>14,809</u>	<u>14,809</u>	<u>322,037</u>
Total	310,336	307,228				14,809	14,809	322,037
Fleet Management								
Other Funds	<u>2,473,563</u>	<u>2,409,075</u>	<u>56,220</u>			<u>37,369</u>	<u>93,589</u>	<u>2,502,664</u>
Total	2,473,563	2,409,075	56,220			37,369	93,589	2,502,664
Mail and Courier								
Other Funds	<u>1,367,298</u>	<u>1,281,259</u>	<u>80,832</u>			<u>25,551</u>	<u>106,383</u>	<u>1,387,642</u>
Total	1,367,298	1,281,259	80,832			25,551	106,383	1,387,642
Risk Management								
Other Funds	<u>137,290,148</u>	<u>137,263,943</u>				<u>125,317</u>	<u>125,317</u>	<u>137,389,260</u>
Total	137,290,148	137,263,943				125,317	125,317	137,389,260
Service Contract Management								
Other Funds		<u>140,330</u>	<u>(137,052)</u>	<u>(3,278)</u>			<u>(140,330)</u>	<u>0</u>
Total		140,330	(137,052)	(3,278)			(140,330)	0

DEPARTMENT OF ADMINISTRATIVE SERVICES

DEPARTMENT BUDGET FINANCIAL SUMMARY BY PROGRAM - FISCAL YEAR 2007

Program / Fund Sources	FY 2007 Agency Request Total	FY 2007 Governor's Recommendation						Total
		FY 2006 Current Budget	Redistribution	Reductions	Enhancements	Other Adjustments	Total Changes	
Space Management								
State General Funds	371,491	371,491	(371,491)				(371,491)	0
Total	371,491	371,491	(371,491)				(371,491)	0
State Purchasing								
Other Funds	147,831	2,167,831		(2,020,000)		37,172	(1,982,828)	185,003
State General Funds	12,664,947	16,623,841		(11,195,400)	3,725,000	311,771	(7,158,629)	9,465,212
Total	12,812,778	18,791,672		(13,215,400)	3,725,000	348,943	(9,141,457)	9,650,215
Surplus Property								
Other Funds	1,991,286	1,885,035	92,192			66,506	158,698	2,043,733
Total	1,991,286	1,885,035	92,192			66,506	158,698	2,043,733
U.S. Post Office								
Other Funds	151,000	151,000				4,575	4,575	155,575
State General Funds	11,393	9,593				8,128	8,128	17,721
Total	162,393	160,593				12,703	12,703	173,296
<u>ATTACHED AGENCIES AND AUTHORITIES:</u>								
Office of State Administrative Hearings								
Other Funds	601,308	601,308				7,376	7,376	608,684
State General Funds	3,672,660	3,717,517		(74,351)		186,086	111,735	3,829,252
Total	4,273,968	4,318,825		(74,351)		193,462	119,111	4,437,936
Office of Treasury and Fiscal Services								
Other Funds	2,382,047	2,376,779				51,795	51,795	2,428,574
State General Funds	622,074	354,569		(7,092)	262,800	56,355	312,063	666,632
Total	3,004,121	2,731,348		(7,092)	262,800	108,150	363,858	3,095,206

DEPARTMENT OF ADMINISTRATIVE SERVICES

DEPARTMENT BUDGET FINANCIAL SUMMARY BY PROGRAM - FISCAL YEAR 2007

Program / Fund Sources	FY 2007 Agency Request Total	FY 2007 Governor's Recommendation						Total Changes	Total
		FY 2006 Current Budget	Redistribution	Reductions	Enhancements	Other Adjustments			
Payments to Georgia Building Authority									
State General Funds	2,331,288	2,331,288	(2,331,288)					(2,331,288)	0
Total	2,331,288	2,331,288	(2,331,288)					(2,331,288)	0
Payments to Georgia Technology Authority									
Other Funds		353,231							353,231
State General Funds	2,742,065	396,769			5,000,000			5,000,000	5,396,769
Total	2,742,065	750,000			5,000,000			5,000,000	5,750,000
Agency for the Removal of Hazardous Materials									
State General Funds	83,646	85,354							85,354
Total	83,646	85,354							85,354
Health Planning Review Board									
State General Funds	59,264	60,473							60,473
Total	59,264	60,473							60,473
TOTAL FUNDS	\$174,783,766	\$180,785,998	(\$2,702,779)	(\$15,632,123)	\$8,987,800	\$1,238,786	(\$8,108,316)	\$172,677,682	
<u>Less:</u>									
Other Funds	\$148,779,560	\$153,320,742		(\$4,284,801)		\$425,122	(\$3,859,679)	\$149,461,063	
State General Funds	\$26,004,206	\$27,465,256	(\$2,702,779)	(\$11,347,322)	\$8,987,800	\$813,664	(\$4,248,637)	\$23,216,619	
TOTAL STATE FUNDS	\$26,004,206	\$27,465,256	(\$2,702,779)	(\$11,347,322)	\$8,987,800	\$813,664	(\$4,248,637)	\$23,216,619	

DEPARTMENT OF ADMINISTRATIVE SERVICES

DEPARTMENT BUDGET FINANCIAL SUMMARY BY OBJECT CLASS - FISCAL YEAR 2007

Object Classes / Fund Sources	FY 2007 Agency Request Total	FY 2004 Expenditures	FY 2005 Expenditures	FY 2007 Governor's Recommendations		
				FY 2006 Current Budget	Changes	Total
Personal Services	\$17,051,448	\$11,133,746	\$10,620,354	\$14,198,987	\$1,293,698	\$15,492,685
Regular Operating Expenses	14,127,958	2,162,437	14,109,166	14,193,809	(215,851)	13,977,958
Travel	237,387	55,644	43,427	179,685	(2,298)	177,387
Motor Vehicle Purchases	488,177	212,088	17,350	488,177		488,177
Equipment	129,703	128,123	100,385	130,398	(695)	129,703
Computer Charges	6,536,678	2,073,187	2,042,797	4,625,088	972,667	5,597,755
Real Estate Rentals	804,714	725,692	731,038	702,956	140,234	843,190
Telecommunications	207,637	238,752	195,374	211,848	(4,211)	207,637
Per Diem and Fees	3,134,556	497,241	3,116,316	3,178,373	(43,817)	3,134,556
Contracts	504,335	67,102	490,585	11,504,335	(11,000,000)	504,335
Payments to Georgia Building Authority - Operations	2,702,779	3,964,049	612,556	2,702,779	(2,702,779)	
Health Planning Review Board Operations	59,264	49,867	60,376	60,473		60,473
Payments to Aviation Hall of Fame		44,450	35,590			
Agency for the Removal of Hazardous Materials	83,646	92,625	87,994	85,354		85,354
Payments to Golf Hall of Fame		68,737	60,500			
Payments to Georgia Technology Authority	2,742,065	21,171,786	18,114,112	750,000	5,000,000	5,750,000
Materials for Resale	965,600	2,474,805	2,604,684	2,993,833	(2,028,233)	965,600
Self Insurance Trust Fund Payments	117,729,730	128,025,450	112,413,588	117,729,730		117,729,730
TOTAL FUNDS	\$167,505,677	\$173,185,781	\$165,456,192	\$173,735,825	(\$8,591,285)	\$165,144,540
<u>Less:</u>						
Other Funds	\$145,796,205	\$140,302,046	\$134,851,535	\$150,342,655	(\$3,918,850)	\$146,423,805
State General Funds	\$21,709,472	\$32,883,735	\$30,604,657	\$23,393,170	(\$4,672,435)	\$18,720,735
TOTAL STATE FUNDS	\$21,709,472	\$32,883,735	\$30,604,657	\$23,393,170	(\$4,672,435)	\$18,720,735
<i>(Excludes attached agencies and authorities)</i>						
Positions	253	231	235	233	11	244
Motor Vehicles	210	210	212	210		210

DEPARTMENT OF ADMINISTRATIVE SERVICES

DEPARTMENT BUDGET FINANCIAL SUMMARY BY OBJECT CLASS - FISCAL YEAR 2007

Object Classes / Fund Sources	FY 2007 Agency Request Total	FY 2004 Expenditures	FY 2005 Expenditures	FY 2007 Governor's Recommendations		
				FY 2006 Current Budget	Changes	Total
<u>ATTACHED AGENCIES AND AUTHORITIES (Information Only):</u>						
Office of Treasury and Fiscal Services	\$3,095,206	\$2,813,723	\$2,411,320	\$2,731,348	\$363,858	\$3,095,206
Office of State Administrative Hearings	4,437,936	4,671,414	4,165,752	4,318,825	119,111	4,437,936
State Properties Commission		534,308	566,448			
Georgia Building Authority		37,426,214	36,330,184	39,910,982	(39,910,982)	
Georgia Technology Authority	174,039,126	204,720,957	210,962,354	175,085,126	5,841,145	180,926,271
TOTAL FUNDS	\$181,572,268	\$250,166,616	\$254,436,058	\$222,046,281	(\$33,586,868)	\$188,459,413
Positions	991	1,571	1,427	1,270	(292)	978
Motor Vehicles	323	458	385	383	(58)	325

DEPARTMENT OF ADMINISTRATIVE SERVICES

PROGRAM BUDGET SUMMARY - FISCAL YEAR 2007

Program Budgets	FY 2006 Current Budget			FY 2007 Governor's Recommendations		
	State Funds	Federal and Other Funds	Total	State Funds	Federal and Other Funds	Total
Administration	\$3,514,361	\$2,030,008	\$5,544,369	\$3,695,206	\$2,084,660	\$5,779,866
Bulk Paper Sales		2,353,715	2,353,715			
Fiscal Services		307,228	307,228		322,037	322,037
Fleet Management		2,409,075	2,409,075		2,502,664	2,502,664
Mail and Courier		1,281,259	1,281,259		1,387,642	1,387,642
Risk Management		137,263,943	137,263,943		137,389,260	137,389,260
Service Contract Management		140,330	140,330			
Space Management	371,491		371,491			
State Purchasing	16,623,841	2,167,831	18,791,672	9,465,212	185,003	9,650,215
Surplus Property		1,885,035	1,885,035		2,043,733	2,043,733
U.S. Post Office	9,593	151,000	160,593	17,721	155,575	173,296
Subtotal	<u>\$20,519,286</u>	<u>\$149,989,424</u>	<u>\$170,508,710</u>	<u>\$13,178,139</u>	<u>\$146,070,574</u>	<u>\$159,248,713</u>
 <u>ATTACHED AGENCIES AND AUTHORITIES:</u>						
Payments to Georgia Building Authority	\$2,331,288		\$2,331,288			
Payments to Georgia Technology Authority	396,769	\$353,231	750,000	\$5,396,769	\$353,231	\$5,750,000
Agency for the Removal of Hazardous Materials	85,354		85,354	85,354		85,354
Health Planning Review Board	60,473		60,473	60,473		60,473
Office of State Administrative Hearings	3,717,517	601,308	4,318,825	3,829,252	608,684	4,437,936
Office of Treasury and Fiscal Services	354,569	2,376,779	2,731,348	666,632	2,428,574	3,095,206
Subtotal	<u>\$6,945,970</u>	<u>\$3,331,318</u>	<u>\$10,277,288</u>	<u>\$10,038,480</u>	<u>\$3,390,489</u>	<u>\$13,428,969</u>
 TOTAL FUNDS	<u>\$27,465,256</u>	<u>\$153,320,742</u>	<u>\$180,785,998</u>	<u>\$23,216,619</u>	<u>\$149,461,063</u>	<u>\$172,677,682</u>
 <u>ATTACHED AGENCIES (Information Only)</u>						
Georgia Technology Authority		\$175,085,126	\$175,085,126		\$180,926,271	\$180,926,271

DEPARTMENT OF ADMINISTRATIVE SERVICES

BUDGET SUMMARY - FISCAL YEAR 2007

Governor's Recommended Adjustments to the Current Budget	Amounts
FY 2006 STATE GENERAL FUND APPROPRIATIONS	\$27,465,256
Department of Administrative Services	
1. Annualize the cost of the FY 2006 salary adjustment (\$40,879) and provide for a salary increase in FY 2007 of up to 4% effective January 1, 2007 (\$64,075).	\$104,954
2. Increase funds to reflect an adjustment in the employer share of State Health Benefit Plan premiums from 14.20% to 16.713%.	306,952
3. Increase funds to reflect an adjustment in the Workers' Compensation premiums.	15,841
4. Provide for an adjustment to the Georgia Building Authority (GBA) real estate rental rate for office space.	143,476
5. Transfer the Space Management program (\$371,491) and the Payments to GBA program (\$2,331,288) from the Department of Administrative Services to the State Properties Commission per SB 158.	(2,702,779)
6. Eliminate the Bulk Paper and Service Contract Management programs (Total Funds: \$2,264,801).	Yes
7. Eliminate one-time funding in State Purchasing for the Commission for a New Georgia's Procurement initiative (Total Funds: \$13,060,000).	(11,195,400)
8. Improve stewardship of assets and capture operation efficiencies by funding an increase in personal services and operating expenses in State Purchasing for the Commission for a New Georgia's Enterprise Asset Management System.	1,705,000
9. Reduce processing time and capture savings by funding an increase in operating expenses in State Purchasing for the E-Procurement System for the Commission for a New Georgia's Procurement initiative.	2,020,000
10. Reduce operating expenses in the Administration program.	(70,479)
11. Reflect the transfer of the Aviation Hall of Fame and the Golf Hall of Fame per Executive Order.	Yes
12. Increase Payments to Georgia Technology Authority for the Statewide Wireless Broadband Initiative.	5,000,000
Subtotal	(\$4,672,435)
<u>ATTACHED AGENCIES AND AUTHORITIES:</u>	
Office of Treasury and Fiscal Services	
1. Annualize the cost of the FY 2006 salary adjustment (\$11,797) and provide for a salary increase in FY 2007 of up to 4% effective January 1, 2007 (\$7,323).	19,120
2. Increase funds to reflect an adjustment in the employer share of State Health Benefit Plan premiums from 14.20% to 16.713%.	20,636
3. Increase funds to reflect an adjustment in the Workers' Compensation premiums.	523
4. Provide for an adjustment to the Georgia Building Authority (GBA) real estate rental rate for office space.	16,076
5. Reduce operating expenses in the Cash Management program (\$3,546) and the Investment Services program (\$3,546) to reflect an insurance policy rate adjustment.	(7,092)
6. Increase personal services and operating expenses and add 2 positions in the Cash Management program for the Consolidated Banking initiative.	262,800
Subtotal	\$312,063

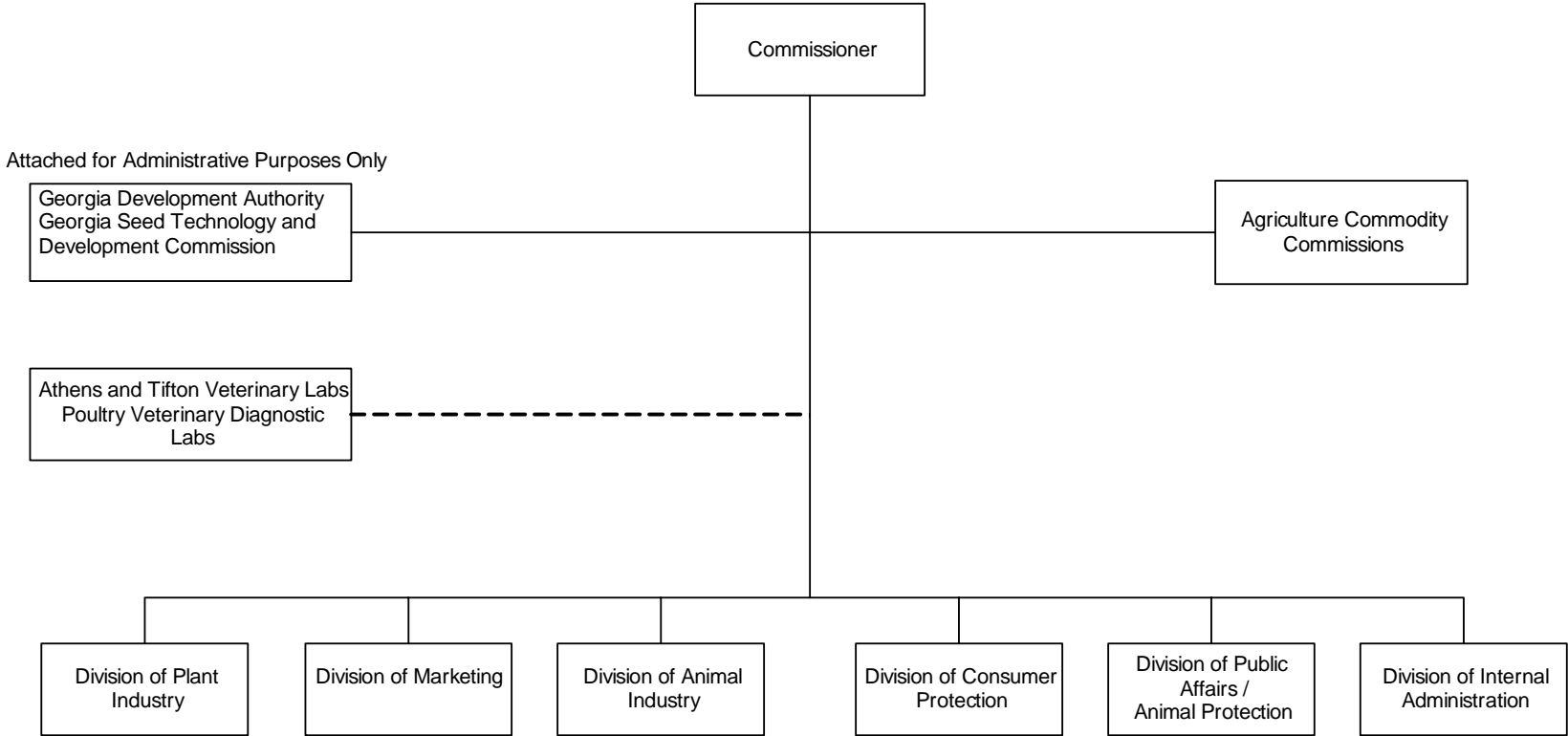
DEPARTMENT OF ADMINISTRATIVE SERVICES

BUDGET SUMMARY - FISCAL YEAR 2007

Governor's Recommended Adjustments to the Current Budget	Amounts
Office of State Administrative Hearings	
1. Annualize the cost of the FY 2006 salary adjustment (\$29,494) and provide for a salary increase in FY 2007 of up to 4% effective January 1, 2007 (\$18,308).	47,802
2. Increase funds to reflect an adjustment in the employer share of State Health Benefit Plan premiums from 14.20% to 16.713%.	132,477
3. Increase funds to reflect an adjustment in the Workers' Compensation premiums.	5,807
4. Reduce personal services.	(74,351)
Subtotal	\$111,735
Georgia Technology Authority	
1. Redistribute \$2,000,000 from billings in the Regional Operations program to the Enterprise Technology Planning program to reflect credits negotiated with vendors and to fund the Commission for a New Georgia's Information Technology initiative.	Yes
2. Redistribute \$135,000 from the Administration program to the IT Infrastructure Services program to reflect operational efficiencies and to fund hardware and software refresh at the Data Center.	Yes
3. Provide contract funds for Statewide Wireless Broadband Initiative (State Funds: \$5,000,000).	Yes
TOTAL NET STATE GENERAL FUND ADJUSTMENTS	(\$4,248,637)
TOTAL STATE GENERAL FUNDS RECOMMENDED	\$23,216,619

DEPARTMENT OF AGRICULTURE

ORGANIZATIONAL CHART



DEPARTMENT OF AGRICULTURE

Roles and Responsibilities:

The Georgia Department of Agriculture administers a variety of programs which all have a primary goal to maintain the state's viable farm industry and protect the consuming public. These multifaceted programs affect all Georgians as well as countless others throughout the United States and the world where Georgia agribusiness products are consumed.

ATHENS/TIFTON VET LABS

The Athens and Tifton Veterinary Labs, which are attached to the department, ensure the safety of the food supply and the health of animals and people within Georgia by providing diagnostic support and disease surveillance for naturally occurring animal diseases, foreign animal diseases and bioterrorism. The labs provide veterinarians, regulatory agencies and animal owners with support for livestock, equine and companion animals as well as for wildlife.

PLANT INDUSTRY DIVISION

The role of this division is to administer and enforce federal and state laws relating to fertilizers, feeds, grains, seeds, pesticides and pest control, nursery and plant certification, honeybees, treated timber, boll weevil eradication and other related programs for environmental protection. The division promotes Georgia's agricultural and horticultural interests and inspects and tests sufficient quantities of each commodity to guarantee that those commodities reaching the consumer meet minimum standards and are correctly labeled.

ANIMAL INDUSTRY DIVISION

Animal agriculture is the largest sector of agriculture, contributing over \$5.8 billion to Georgia's farm gate value. Assuring that the livestock and poultry sectors remain healthy and productive are two of the top priorities of the Animal Industry Division. The Animal Industry Division consists of veterinarians, field inspectors, laboratory technicians, program managers and support staff, all working to ensure the continued protection of animal and public health, food safety, animal welfare and successful livestock production. The division is responsible for

monitoring, detecting and controlling over 100 animal diseases that can have a significant impact on the agricultural economy and trade or that can be contagious to both animals and people. This division also ensures the humane treatment of equines and other animals, and promotes dog and cat sterilization through its license plate program.

The Meat Inspection Section is the largest functional area of the Animal Industry Division. The section licenses 163 facilities in Georgia and protects consumers from food-borne diseases. Meat inspectors ensure that consumers receive wholesome, safe and truthfully labeled meat and poultry products by assuring compliance with food safety standards. The section also has a primary role in food security and would serve as a first responder to an intentional threat to Georgia's meat supply.

CONSUMER PROTECTION DIVISION

The primary function of the Food and Dairy Section is to inspect food establishments (i.e., processing, distribution & retail) for contamination and adulteration of food products and to ensure that all requirements are being maintained according to state standards. The Food Section conducts on-site inspections focusing on food safety risk factors as well as economic issues such as checking scanners and scales to ensure accuracy of pricing and weights. Included in these responsibilities is a dairy inspection program for farms and processing plants so that Georgia dairy products can be marketed as "Grade A" throughout the United States.

The primary function of the Fuel and Measures Section is to ensure equity in the market place by verifying the accuracy of weighing and measuring devices. The Fuel and Measures Section inspects all measuring devices used for commerce by conducting on-site inspections and tests of commercial weighing devices, including scales, liquefied petroleum gas meters, milk tanks, moisture meters, gasoline pumps, transport tank trucks, fuel oil terminals and bulk plants. Included in these responsibilities is the operation of the state fuel oil laboratory and the state weights laboratory to ensure that Georgia's regulated consumer products meet required quality standards.

MARKETING DIVISION

The Marketing Division operates six regional farmers' markets and nine seasonal/local markets. This division collects and distributes market information on Georgia agricultural products, administers various marketing programs, and locates and develops new international markets for Georgia products. The Marketing Division also provides supervision for the nine Georgia Agricultural Commodity Commissions. Additionally, the division has a section that enforces the requirements of the Dealers in Agricultural Products Act to license and bond dealers purchasing from Georgia producers, and a State Warehouse Section that is responsible for examining and auditing licensed and bonded facilities that store product for Georgia producers. The division registers and licenses Vidalia onion growers annually, and also licenses processors of Vidalia onion products and enforces the requirements of the U.S. Certification Mark VIDALIA.

POULTRY VET DIAGNOSTIC LABS

As the official state agency for the administration of the USDA's National Poultry Improvement Plan (NPIP) and an agency attached to the Department of Agriculture, the Georgia Poultry Lab Network carries out the plan and provides diagnostic and monitoring services for Georgia poultry growers and others in the industry. This ensures that Georgia has the healthiest flocks possible, producing more poultry products annually than any other state. The labs are headquartered in Oakwood, Georgia with nine regional labs spread throughout the state.

AUTHORITY

Title 2, Official Code of Georgia Annotated.

DEPARTMENT OF AGRICULTURE

DEPARTMENT BUDGET FINANCIAL SUMMARY BY PROGRAM - FISCAL YEAR 2007

Program / Fund Sources	FY 2007 Agency Request Total	FY 2007 Governor's Recommendation						Total Changes	Total
		FY 2006 Current Budget	Redistribution	Reductions	Enhancements	Other Adjustments			
Administration									
Federal Funds	\$69,500	\$37,776	\$31,724					\$31,724	\$69,500
Other Funds	258,721	211,680	47,041					47,041	258,721
State General Funds	7,231,939	5,967,006	(106,179)				\$223,892	117,713	6,084,719
Total	7,560,160	6,216,462	(27,414)				223,892	196,478	6,412,940
Athens/Tifton Veterinary Labs									
State General Funds	3,419,638	3,271,132			\$172,387		41,542	213,929	3,485,061
Total	3,419,638	3,271,132			172,387		41,542	213,929	3,485,061
Consumer Protection									
Federal Funds	6,749,221	7,020,116	(270,895)					(270,895)	6,749,221
Other Funds	935,000	591,257	343,743					343,743	935,000
State General Funds	21,123,660	20,634,327	327,940		247,711		875,687	1,451,338	22,085,665
Total	28,807,881	28,245,700	400,788		247,711		875,687	1,524,186	29,769,886
Marketing and Promotion									
Federal Funds	30,600	19,076	11,524					11,524	30,600
Other Funds	690,968	854,105	(163,137)					(163,137)	690,968
State General Funds	7,712,899	7,857,881	(224,405)		(\$741)		209,442	(15,704)	7,842,177
Total	8,434,467	8,731,062	(376,018)		(741)		209,442	(167,317)	8,563,745
Poultry Veterinary Diagnostic Labs									
State General Funds	3,250,683	3,140,822	2,644			121,399	52,591	176,634	3,317,456
Total	3,250,683	3,140,822	2,644			121,399	52,591	176,634	3,317,456
TOTAL FUNDS	\$51,472,829	\$49,605,178	\$0		(\$741)	\$541,497	\$1,403,154	\$1,943,910	\$51,549,088
Less:									
Federal Funds	\$6,849,321	\$7,076,968	(\$227,647)					(\$227,647)	\$6,849,321
Other Funds	1,884,689	1,657,042	227,647					227,647	1,884,689
Subtotal	\$8,734,010	\$8,734,010	\$0		\$0	\$0	\$0	\$0	\$8,734,010
State General Funds	\$42,738,819	\$40,871,168			(\$741)	\$541,497	\$1,403,154	\$1,943,910	\$42,815,078
TOTAL STATE FUNDS	\$42,738,819	\$40,871,168	\$0		(\$741)	\$541,497	\$1,403,154	\$1,943,910	\$42,815,078

DEPARTMENT OF AGRICULTURE

DEPARTMENT BUDGET FINANCIAL SUMMARY BY OBJECT CLASS - FISCAL YEAR 2007

Object Classes / Fund Sources	FY 2007 Agency Request Total	FY 2004 Expenditures	FY 2005 Expenditures	FY 2007 Governor's Recommendations		
				FY 2006 Current Budget	Changes	Total
Personal Services	\$33,089,185	\$32,691,049	\$31,853,114	\$32,674,232	\$1,324,126	\$33,998,358
Regular Operating Expenses	4,328,313	4,276,509	4,740,645	4,328,313		4,328,313
Travel	1,043,708	1,150,246	1,170,509	1,043,708		1,043,708
Motor Vehicle Purchases	687,320	442,630	189,245			
Equipment	291,598	493,714	654,571	291,598		291,598
Computer Charges	1,337,561	758,356	729,114	830,325		830,325
Real Estate Rentals	1,172,438	1,162,128	1,174,316	1,172,438	237,001	1,409,439
Telecommunications	369,435	459,910	519,361	369,435		369,435
Per Diem and Fees	31,320	293,915	999,104	31,320		31,320
Contracts	1,302,641		1,655,264	1,302,641		1,302,641
Capital Outlay		1,919,536	1,853,994			
Market Bulletin Postage		566,619	566,619			
Payments to Athens/Tifton Veterinary Labs	3,419,638	3,357,556	3,189,678	3,271,132	213,929	3,485,061
Poultry Veterinary Diagnostic Labs	3,143,881	3,042,091	2,889,986	3,034,986	169,595	3,204,581
Veterinary Fees	130,000	142,239	136,725	10,000		10,000
Indemnities	10,000	2,400	9,747	130,000		130,000
Advertising Contract	425,000	425,000	425,000	425,000		425,000
Repairs to Major and Minor Markets	653,000	2,301,589	786,734	653,000		653,000
Contract - Federation of Southern Cooperatives	37,791	39,000	37,050	37,050	(741)	36,309
TOTAL FUNDS	\$51,472,829	\$53,524,487	\$53,580,776	\$49,605,178	\$1,943,910	\$51,549,088
<u>Less:</u>						
Federal Funds	\$6,849,321	\$7,503,433	\$8,254,081	\$7,076,968	(\$227,647)	\$6,849,321
Other Funds	1,884,689	4,851,351	5,507,708	1,657,042	227,647	1,884,689
Subtotal	\$8,734,010	\$12,354,784	\$13,761,789	\$8,734,010	\$0	\$8,734,010
State General Funds	\$42,738,819	\$41,169,703	\$39,818,987	\$40,871,168	\$1,943,910	\$42,815,078
TOTAL STATE FUNDS	\$42,738,819	\$41,169,703	\$39,818,987	\$40,871,168	\$1,943,910	\$42,815,078
Positions	840	865	840	840		840
Motor Vehicles	295	295	295	295		295

DEPARTMENT OF AGRICULTURE

PROGRAM BUDGET SUMMARY - FISCAL YEAR 2007

Program Budgets	FY 2006 Current Budget			FY 2007 Governor's Recommendations		
	State Funds	Federal and Other Funds	Total	State Funds	Federal and Other Funds	Total
Administration	\$5,967,006	\$249,456	\$6,216,462	\$6,084,719	\$328,221	\$6,412,940
Athens/Tifton Veterinary Labs	3,271,132		3,271,132	3,485,061		3,485,061
Consumer Protection	20,634,327	7,611,373	28,245,700	22,085,665	7,684,221	29,769,886
Marketing and Promotion	7,857,881	873,181	8,731,062	7,842,177	721,568	8,563,745
Poultry Veterinary Diagnostic Labs	3,140,822		3,140,822	3,317,456		3,317,456
TOTAL FUNDS	\$40,871,168	\$8,734,010	\$49,605,178	\$42,815,078	\$8,734,010	\$51,549,088

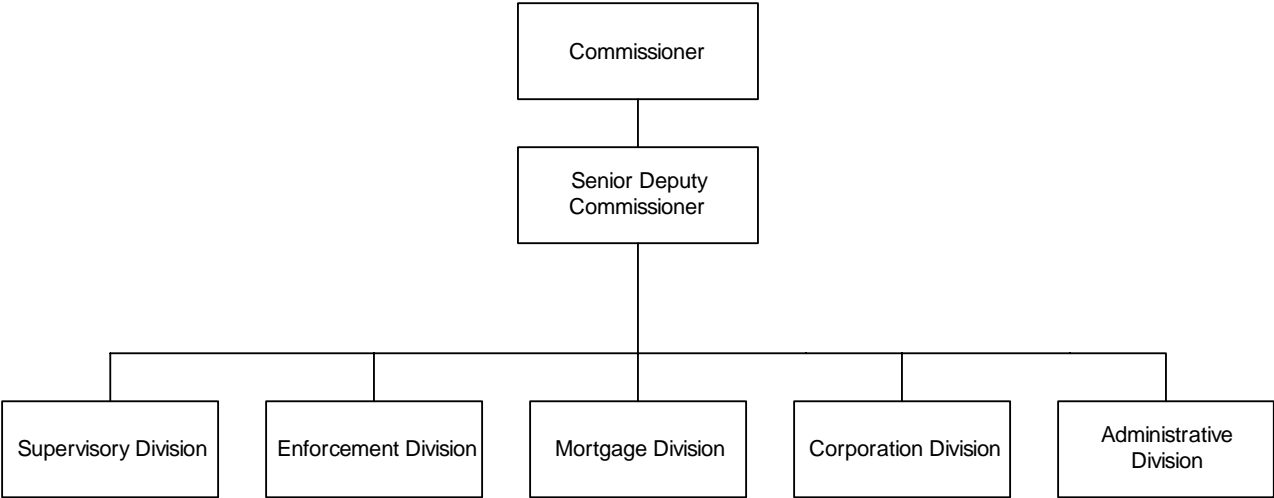
DEPARTMENT OF AGRICULTURE

BUDGET SUMMARY - FISCAL YEAR 2007

Governor's Recommended Adjustments to the Current Budget	Amounts
FY 2006 STATE GENERAL FUND APPROPRIATIONS	\$40,871,168
Department of Agriculture	
1. Annualize the cost of the FY 2006 salary adjustment (\$321,365) and provide for a salary increase in FY 2007 of up to 4% effective January 1, 2007 (\$333,648).	\$655,013
2. Increase funds to reflect an adjustment in the employer share of State Health Benefit Plan premiums from 14.20% to 16.713%.	440,995
3. Increase funds to reflect an adjustment in the Workers' Compensation premiums.	70,145
4. Provide for an adjustment to the Georgia Building Authority (GBA) real estate rental rate for office space.	237,001
5. Transfer funds from the Administration program (\$111,683) and the Marketing and Promotion program (\$225,233) to the Consumer Protection program (\$334,272) and the Poultry Veterinary Diagnostic Labs program (\$2,644) to reflect program expenditures.	Yes
6. Transfer funds for equipment purchases from the Consumer Protection program (\$6,322) to Administration program (\$5,504) and Marketing and Promotion program (\$828) to meet expenses.	Yes
7. Reduce the contract with the Federation of Southern Cooperatives.	(741)
8. Fill 3 vacant plant pathologist positions to ensure timely detection of and response to agricultural pests and diseases.	103,916
9. Fill 1 vacant inspector position and 1 vacant veterinary district supervisor position in the Meat Inspection program to guarantee the safety of Georgia's meat supply.	47,480
10. Fill 3 vacant food safety positions to provide adequate monitoring of Georgia's food supply.	96,315
11. Transfer pay raise funds for Athens/Tifton Veterinary Laboratories employees from the Board of Regents to the Department of Agriculture.	41,542
12. Fill 1 vacant pathologist position at the Athens/Tifton Veterinary Laboratories for early detection and treatment of diseases affecting livestock, wildlife and companion animals.	130,845
13. Provide funding for diagnostic equipment and supplies at the Oakwood Poultry Veterinary Diagnostic Laboratory and branch laboratories to ensure a quick response to avian influenza and other threats.	121,399
TOTAL NET STATE GENERAL FUND ADJUSTMENTS	\$1,943,910
TOTAL STATE GENERAL FUNDS RECOMMENDED	\$42,815,078

DEPARTMENT OF BANKING AND FINANCE

ORGANIZATIONAL CHART



DEPARTMENT OF BANKING AND FINANCE

Roles and Responsibilities:

The Department of Banking and Finance enforces and administers all state laws, rules and regulations governing the operation of state-chartered financial institutions in Georgia.

The department provides for:

- Safe and sound operation of financial institutions;
- Public confidence in our financial institutions;
- Protection for the interests of the depositors, creditors, and shareholders of financial institutions;
- Service by financial institutions responsive to the convenience and needs of the public; and
- Appropriate competition among all financial institutions to promote economic growth.

The department collects supervision, examination and administrative fees from regulated entities to cover the expenses incurred in the operation of the Department. All fees collected by the department are deposited into the State Treasury. The department is authorized to have 148 positions in five programs: Financial Institution Supervision; Mortgage Supervision; Chartering, Licensing and Applications / Non-Mortgage Entities; Consumer Protection and Assistance; and Administrative.

To accomplish its objectives, the department has four principal functions:

- Supervise and regulate financial institutions
- License mortgage brokers and lenders and money service businesses

- Conduct examinations of financial institutions, mortgage brokers and lenders, and money service businesses, as appropriate and as required by law
- Consumer protection and assistance

SUPERVISION AND REGULATION

The department has the authority to adopt rules and regulations regarding the operation of financial institutions to:

- Allow state-chartered financial institutions to compete fairly with those chartered by the federal government, other states, or foreign governments;
- Protect Georgia financial institutions threatened by economic conditions or technological developments; and
- Prevent unfair, misleading or deceptive business practices by financial services providers.

The Department of Banking and Finance has responsibility for regulating and monitoring the condition of 280 state-chartered banks, 70 credit unions, 258 Georgia holding companies, 4 international bank agencies, 3,326 mortgage brokers and lenders, 581 check cashers, 27 check sellers and 82 money transmitters.

LICENSING AND REGISTRATION

Article 13 of Title 7 of the Official Code of Georgia Annotated requires mortgage lenders and mortgage brokers to be licensed or registered with the department in order to transact business in Georgia. As of September 2005, 3,326 mortgage brokers and lenders were licensed with the department. The department is responsible for licensing money service businesses (check sellers, check cashers and

money transmitters). The department also conducts investigations and resolves consumer complaints regarding residential mortgage lending and money service businesses.

FINANCIAL EXAMINATIONS

The department is responsible for examining all financial institutions--except mortgage lenders/brokers at least once each year. Mortgage lenders/brokers are to be examined at least once every 24 months. Exceptions to these examination frequencies are allowed under specific conditions as provided by law. If necessary, the department may require extra reports and conduct additional examinations to obtain essential information. The department is authorized to issue and enforce orders requiring financial institutions to correct unacceptable conditions discovered through examinations.

OTHER RESPONSIBILITIES

Other responsibilities of the department include approval of all proposals to incorporate as a state-chartered financial institution, approval of requests to change existing articles of incorporation, and approval of mergers and consolidations of financial institutions. Also, the department investigates possible violations of state interest and usury laws. In consultation with the Attorney General, it may issue advisory opinions for the guidance of financial institutions.

AUTHORITY

Title 7 of the Official Code of Georgia Annotated.

DEPARTMENT OF BANKING AND FINANCE

DEPARTMENT BUDGET FINANCIAL SUMMARY BY PROGRAM - FISCAL YEAR 2007

Program / Fund Sources	FY 2007 Agency Request Total	FY 2007 Governor's Recommendation						Total
		FY 2006 Current Budget	Redistribution	Reductions	Enhancements	Other Adjustments	Total Changes	
Administration								
State General Funds	\$1,745,137	\$1,645,199			\$84,719	\$56,108	\$140,827	\$1,786,026
Total	1,745,137	1,645,199			84,719	56,108	140,827	1,786,026
Chartering, Licensing Applications/ Non-Mortgage Entities								
State General Funds	500,448	495,504				17,488	17,488	512,992
Total	500,448	495,504				17,488	17,488	512,992
Consumer Protection and Assistance								
State General Funds	519,921	515,920				13,781	13,781	529,701
Total	519,921	515,920				13,781	13,781	529,701
Financial Institution Supervision								
State General Funds	6,790,009	6,581,431			156,007	218,845	374,852	6,956,283
Total	6,790,009	6,581,431			156,007	218,845	374,852	6,956,283
Mortgage Supervision								
State General Funds	1,674,753	1,738,299				58,619	58,619	1,796,918
Total	1,674,753	1,738,299				58,619	58,619	1,796,918
TOTAL FUNDS	\$11,230,268	\$10,976,353	\$0	\$0	\$240,726	\$364,841	\$605,567	\$11,581,920
State General Funds	\$11,230,268	\$10,976,353			\$240,726	\$364,841	\$605,567	\$11,581,920
TOTAL STATE FUNDS	\$11,230,268	\$10,976,353	\$0	\$0	\$240,726	\$364,841	\$605,567	\$11,581,920

DEPARTMENT OF BANKING AND FINANCE

DEPARTMENT BUDGET FINANCIAL SUMMARY BY OBJECT CLASS - FISCAL YEAR 2007

Object Classes / Fund Sources	FY 2007 Agency Request Total	FY 2004 Expenditures	FY 2005 Expenditures	FY 2007 Governor's Recommendations		
				FY 2006 Current Budget	Changes	Total
Personal Services	\$9,463,623	\$8,866,662	\$8,669,697	\$9,539,598	\$424,542	\$9,964,140
Regular Operating Expenses	299,289	291,707	333,720	299,289		299,289
Travel	266,940	219,455	302,189	266,940		266,940
Motor Vehicle Purchases	130,584					
Equipment	1,773	15,655	2,314	1,773		1,773
Computer Charges	376,600	173,688	173,327	187,574	170,745	358,319
Real Estate Rentals	565,437	524,023	557,895	565,437		565,437
Telecommunications	107,500	113,560	112,537	97,220	10,280	107,500
Per Diem and Fees	18,522	13,840	11,986	18,522		18,522
TOTAL FUNDS	\$11,230,268	\$10,218,590	\$10,163,665	\$10,976,353	\$605,567	\$11,581,920
TOTAL STATE FUNDS	\$11,230,268	\$10,218,590	\$10,163,665	\$10,976,353	\$605,567	\$11,581,920
Positions	143	150	148	148	1	149
Motor Vehicles	52	53	53	52		52

DEPARTMENT OF BANKING AND FINANCE

PROGRAM BUDGET SUMMARY - FISCAL YEAR 2007

Program Budgets	FY 2006 Current Budget			FY 2007 Governor's Recommendations		
	State Funds	Federal and Other Funds	Total	State Funds	Federal and Other Funds	Total
Administration	\$1,645,199		\$1,645,199	\$1,786,026		\$1,786,026
Chartering, Licensing, and Applications						
Non-Mortgage Entities	495,504		495,504	512,992		512,992
Consumer Protection and Assistance	515,920		515,920	529,701		529,701
Financial Institution Supervision	6,581,431		6,581,431	6,956,283		6,956,283
Mortgage Supervision	1,738,299		1,738,299	1,796,918		1,796,918
TOTAL FUNDS	\$10,976,353	\$0	\$10,976,353	\$11,581,920	\$0	\$11,581,920

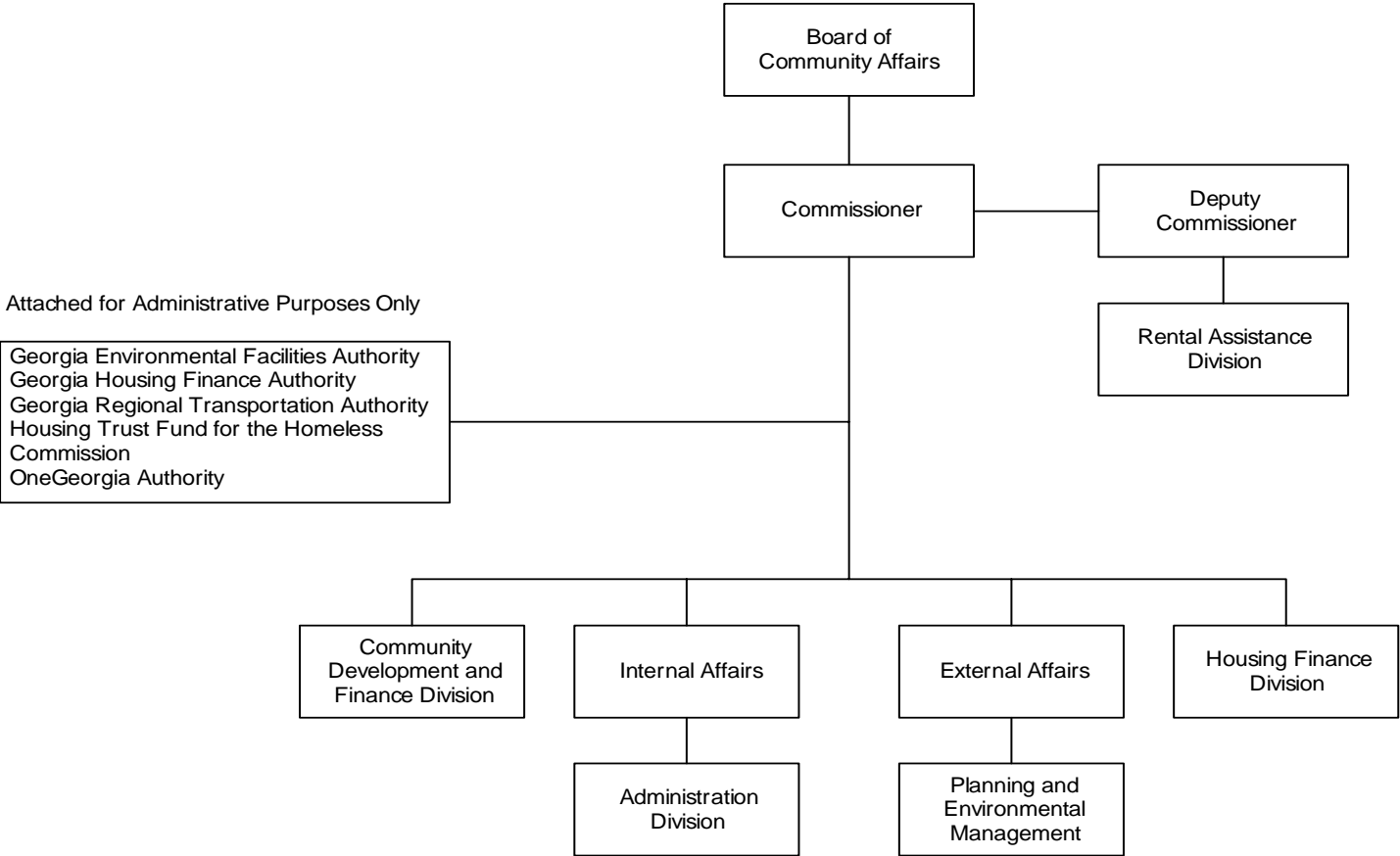
DEPARTMENT OF BANKING AND FINANCE

BUDGET SUMMARY - FISCAL YEAR 2007

Governor's Recommended Adjustments to the Current Budget	Amounts
FY 2006 STATE GENERAL FUND APPROPRIATIONS	\$10,976,353
Department of Banking and Finance	
1. Annualize the cost of the FY 2006 salary adjustment (\$83,852) and provide for a salary increase in FY 2007 of up to 4% effective January 1, 2007 (\$88,879).	\$172,731
2. Increase funds to reflect an adjustment in the employer share of State Health Benefit Plan premiums from 14.20% to 16.713%.	185,394
3. Increase funds to reflect an adjustment in the Workers' Compensation premiums.	6,716
4. Increase personal services to add 1 Network Administrator.	59,701
5. Purchase field offices phone system.	181,025
 TOTAL NET STATE GENERAL FUND ADJUSTMENTS	 <u>\$605,567</u>
TOTAL STATE GENERAL FUNDS RECOMMENDED	\$11,581,920

DEPARTMENT OF COMMUNITY AFFAIRS

ORGANIZATIONAL CHART



DEPARTMENT OF COMMUNITY AFFAIRS

Roles and Responsibilities:

The Department of Community Affairs (DCA) operates a host of state and federal grant programs; serves as the state's lead agency in housing finance and development; publishes building codes which are applicable to every structure built in Georgia; provides comprehensive planning, technical and research assistance to local governments; and serves as the lead agency for the state's solid waste reduction efforts. DCA's three core businesses are safe and affordable housing, community and economic development, and local government assistance.

SAFE AND AFFORDABLE HOUSING

DCA supports Georgia communities in addressing their housing needs by offering funding and expertise to communities, non-profit and for-profit organizations, and individuals. The agency provides financing for affordable housing development, mortgages and downpayment loans for moderate-income first-time homebuyers, and financing for housing for people with special needs.

DCA's homeless and special needs housing programs support local programs which provide emergency shelter, transitional housing, essential services and permanent supportive housing for persons who need community support in order to retain stable housing.

The Section 8 Rental Assistance program provides rent subsidies to landlords who agree to maintain their rental properties at the required Housing Quality Standards and to rent to qualified low-income families.

COMMUNITY AND ECONOMIC DEVELOPMENT

DCA's community development programs help the state's communities realize their growth and development goals. The agency administers the federal Community Development Block Grant program, which provides over \$30 million in grants annually to cities and counties outside major metropolitan areas in Georgia. DCA's community service programs deliver over \$5 million annually in funding support to over 20 AmeriCorps programs located throughout the state. The Leadership Development team helps communities to design, develop and execute leadership training programs, and coordinates the regional multi-day Georgia Academy for Economic Development in every rural region of Georgia.

DCA offers economic development incentives and tools designed to help promote growth and job creation throughout the state. Economic development programs deliver over \$50 million in grants and loans annually to Georgia. Grants or loans are available for infrastructure (for businesses creating or retaining jobs), brownfield redevelopment, site acquisition and site prep for Tier 1 and Tier 2 communities, and project funding for North Georgia Appalachian communities. Training, design and technical assistance are also available specifically for downtown development projects.

Planning and quality growth assistance is aimed at helping communities address issues of growth, development and quality of life through implementation of recognized best practices for planning and growth management. This assistance includes advisory clinics, technical assistance, PlanBuilder, quality growth audits, on-site visits by resource teams, special issue workshops and how-to toolkits.

LOCAL GOVERNMENT ASSISTANCE

Regional Services staff maintains partnerships with local, regional, state and federal organizations and agencies and facilitates community issue identification, goal development and implementation of best practices. The agency's Office of Environmental Management serves to integrate the importance of sound environmental management with the overall health and development of Georgia's communities, through such programs as Keep Georgia Beautiful, Solid Waste and Recycling, and WaterFirst. These resources enhance the capacity of local governments and communities to protect the health, safety, and welfare of their residents through the sustainable stewardship of the environment.

The department administers local government surveys related to topics including finance, solid waste, and wages and salaries. It also publishes and maintains information and data about local governments and prepares local government fiscal notes for the General Assembly.

ATTACHED AGENCIES

The following agencies are administratively attached to DCA: **Georgia Housing and Finance Authority, Georgia Regional Transportation Authority, Georgia Environmental Facilities Authority, OneGeorgia Authority, and the State Housing Trust Fund for the Homeless Commission.**

AUTHORITY

Titles 8, 12, 36, 48 and 50 of the Official Code of Georgia Annotated.

DEPARTMENT OF COMMUNITY AFFAIRS

DEPARTMENT BUDGET FINANCIAL SUMMARY BY PROGRAM - FISCAL YEAR 2007

Program / Fund Sources	FY 2007 Agency Request Total	FY 2007 Governor's Recommendation						Total
		FY 2006 Current Budget	Redistribution	Reductions	Enhancements	Other Adjustments	Total Changes	
Administration								
Federal Funds	\$22,000	\$22,000						\$22,000
Other Funds	2,507,339	2,476,773						2,476,773
State General Funds	2,140,310	1,982,095	\$95,591			\$63,130	\$158,721	2,140,816
Total	4,669,649	4,480,868	95,591			63,130	158,721	4,639,589
Building Construction								
Other Funds	171,722	171,722						171,722
State General Funds	281,650	279,403				10,152	10,152	289,555
Total	453,372	451,125				10,152	10,152	461,277
Coordinated Planning								
State General Funds	3,645,186	3,831,884	(301,508)	(\$233,045)	\$300,000	69,162	(165,391)	3,666,493
Total	3,645,186	3,831,884	(301,508)	(233,045)	300,000	69,162	(165,391)	3,666,493
Environmental Education and Assistance								
State General funds	977,825	973,896	(2,039)			26,996	24,957	998,853
Total	977,825	973,896	(2,039)			26,996	24,957	998,853
Federal Community and Economic Development Programs								
Federal Funds	36,985,354	36,985,354						36,985,354
State General Funds	1,617,977	1,608,212	(1,197)		100,000	53,322	152,125	1,760,337
Total	38,603,331	38,593,566	(1,197)		100,000	53,322	152,125	38,745,691
Homeownership Programs								
Other Funds	4,014,155	4,014,155						4,014,155
Total	4,014,155	4,014,155						4,014,155
Local Assistance Grants								
State General Funds		3,881,066		(3,881,066)			(3,881,066)	0
Total		3,881,066		(3,881,066)			(3,881,066)	0

DEPARTMENT OF COMMUNITY AFFAIRS

DEPARTMENT BUDGET FINANCIAL SUMMARY BY PROGRAM - FISCAL YEAR 2007

Program / Fund Sources	FY 2007 Agency Request Total	FY 2007 Governor's Recommendation						Total
		FY 2006 Current Budget	Redistribution	Reductions	Enhancements	Other Adjustments	Total Changes	
Regional Services								
State General Funds	3,208,261	3,096,517	248,373		3,710,508	60,536	4,019,417	7,115,934
Total	3,208,261	3,096,517	248,373		3,710,508	60,536	4,019,417	7,115,934
Rental Housing Programs								
Federal Funds	56,546,807	56,546,807						56,546,807
Other Funds	2,996,579	2,996,579						2,996,579
State General Funds	3,287,829	3,287,829						3,287,829
Total	62,831,215	62,831,215						62,831,215
Research and Surveys								
State General Funds	634,327	667,698	(38,496)			21,928	(16,568)	651,130
Total	634,327	667,698	(38,496)			21,928	(16,568)	651,130
Special Housing Initiatives								
Other Funds	1,172,459		1,172,459				1,172,459	1,172,459
State General funds	3,432,892		3,032,892		300,000		3,332,892	3,332,892
Total	4,605,351		4,205,351		300,000		4,505,351	4,505,351
State Community Development Programs								
State General Funds	1,199,021	1,190,051	(542)			43,041	42,499	1,232,550
Total	1,199,021	1,190,051	(542)			43,041	42,499	1,232,550

DEPARTMENT OF COMMUNITY AFFAIRS

DEPARTMENT BUDGET FINANCIAL SUMMARY BY PROGRAM - FISCAL YEAR 2007

Program / Fund Sources	FY 2007 Agency Request Total	FY 2007 Governor's Recommendation						Total
		FY 2006 Current Budget	Redistribution	Reductions	Enhancements	Other Adjustments	Total Changes	
State Economic Development Program								
Federal Funds	11,887	11,887						11,887
State General Funds	4,286,347	4,201,762	(182)		11,077,444		11,077,262	15,279,024
Total	4,298,234	4,213,649	(182)		11,077,444		11,077,262	15,290,911
ATTACHED AGENCIES AND AUTHORITIES:								
Payments to Georgia Environmental Facilities Authority								
Other Funds						2,135	2,135	2,135
State General Funds	1,282,159	700,000			5,735,782		5,735,782	6,435,782
Total	1,282,159	700,000			5,735,782	2,135	5,737,917	6,437,917
Payments to Georgia Regional Transportation Authority								
State General Funds	4,476,228	4,360,581		(2,897)	90,108	122,825	210,036	4,570,617
Total	4,476,228	4,360,581		(2,897)	90,108	122,825	210,036	4,570,617
Payments to OneGeorgia Authority								
Other Funds	262,031	262,031						262,031
Tobacco Settlement Funds	47,123,333	47,123,333						47,123,333
Total	47,385,364	47,385,364						47,385,364

DEPARTMENT OF COMMUNITY AFFAIRS

DEPARTMENT BUDGET FINANCIAL SUMMARY BY PROGRAM - FISCAL YEAR 2007

Program / Fund Sources	FY 2007 Agency Request Total	FY 2007 Governor's Recommendation						Total Changes	Total
		FY 2006 Current Budget	Redistribution	Reductions	Enhancements	Other Adjustments			
Payments to State Housing Trust Fund									
Other Funds		1,172,459	(1,172,459)					(1,172,459)	0
State General Funds		3,032,892	(3,032,892)					(3,032,892)	0
Total		4,205,351	(4,205,351)					(4,205,351)	0
TOTAL FUNDS	\$182,283,678	\$184,876,986	\$0	(\$4,117,008)	\$21,313,842	\$473,227		\$17,670,061	\$202,547,047
Less:									
Federal Funds	\$93,566,048	\$93,566,048							\$93,566,048
Other Funds	11,124,285	11,093,719				\$2,135	2,135		11,095,854
Subtotal	\$104,690,333	\$104,659,767	\$0	\$0	\$0	\$2,135	\$2,135		\$104,661,902
State General Funds	\$30,470,012	\$33,093,886		(\$4,117,008)	\$21,313,842	\$471,092		\$17,667,926	\$50,761,812
Tobacco Settlement Funds	47,123,333	47,123,333							47,123,333
TOTAL STATE FUNDS	\$77,593,345	\$80,217,219	\$0	(\$4,117,008)	\$21,313,842	\$471,092		\$17,667,926	\$97,885,145

DEPARTMENT OF COMMUNITY AFFAIRS

DEPARTMENT BUDGET FINANCIAL SUMMARY BY OBJECT CLASS - FISCAL YEAR 2007

Object Classes / Fund Sources	FY 2007 Agency Request Total	FY 2004 Expenditures	FY 2005 Expenditures	FY 2007 Governor's Recommendations		
				FY 2006 Current Budget	Changes	Total
Personal Services	\$23,138,628	\$23,959,469	\$23,641,142	\$22,835,541	\$626,099	\$23,461,640
Regular Operating Expenses	1,492,219	2,099,903	2,449,072	1,487,719	4,500	1,492,219
Travel	676,475	609,489	705,940	665,475	18,100	683,575
Motor Vehicle Purchases		64,931	179,008			
Equipment	141,022	187,624	192,612	141,022		141,022
Computer Charges	714,223	617,219	723,252	674,713	2,500	677,213
Real Estate Rentals	1,470,679	1,517,710	1,475,381	1,465,419	3,900	1,469,319
Telecommunications	515,326	583,911	607,303	510,686	3,920	514,606
Per Diem and Fees	980,363	783,852	877,403	950,363	25,000	975,363
Contracts	1,075,490	1,346,315	907,112	900,490	252,200	1,152,690
Contracts, Regional Planning and Development	1,546,548	1,823,528	1,779,593	1,779,593	(233,045)	1,546,548
Local Assistance Grants		(609,817)	354,356	3,881,066	(3,881,066)	0
Appalachian Regional Commission Assessment	163,000	160,500	163,000	163,000		163,000
Payments to Georgia Environmental Facilities Authority	1,282,159	307,125	275,000	700,000	5,737,917	6,437,917
HOME Program	3,287,493	2,834,618	3,122,606	3,287,493		3,287,493
Local Development Fund	1,250,000	(18,059)		1,500,000	3,500,000	5,000,000
Payment to State Housing Trust Fund	3,432,892	2,925,000	2,778,750	3,032,892	300,000	3,332,892
Payment to Sports Hall of Fame		772,189	716,733			
Regional Economic Business Assistance	3,167,600	2,807,994	2,667,600	3,167,600	6,000,000	9,167,600
Community Service Grants	5,000,000	4,934,978	4,623,029	5,000,000		5,000,000
HUD-Section 8 Rental Assistance	50,000,000	103,722,032	105,624,884	50,000,000		50,000,000
Regional Economic Development Grants		(612)				
GA Regional Transportation Authority	4,476,228	4,556,478	4,334,685	4,360,581	210,036	4,570,617
GHFA - Georgia Cities Foundation	1,000,000	731,250	694,687	1,000,000		1,000,000
GA Leadership Infrastructure Investment Fund		495,000	495,000			
Quality Growth Program		95,000		250,000	(250,000)	0
Community Development Block Grants	30,000,000	46,347,440	45,819,781	30,000,000		30,000,000
Payments to OneGeorgia Authority	47,123,333	65,834,093	47,123,333	47,123,333		47,123,333

DEPARTMENT OF COMMUNITY AFFAIRS

DEPARTMENT BUDGET FINANCIAL SUMMARY BY OBJECT CLASS - FISCAL YEAR 2007

Object Classes / Fund Sources	FY 2007 Agency Request Total	FY 2004 Expenditures	FY 2005 Expenditures	FY 2007 Governor's Recommendations		
				FY 2006 Current Budget	Changes	Total
Life Sciences Facilities Fund			2,000,000		5,000,000	5,000,000
Signature Community Program	350,000				350,000	350,000
TOTAL FUNDS	\$182,283,678	\$269,489,160	\$254,331,262	\$184,876,986	\$17,670,061	\$202,547,047
<u>Less:</u>						
Federal Funds	\$93,566,048	\$167,428,943	\$169,697,335	\$93,566,048		\$93,566,048
Other Funds	11,124,285	9,323,253	9,264,535	11,093,719	\$2,135	11,095,854
Subtotal	\$104,690,333	\$176,752,196	\$178,961,870	\$104,659,767	\$2,135	\$104,661,902
State General Funds	\$30,470,012	\$26,902,871	\$28,246,059	\$33,093,886	\$17,667,926	\$50,761,812
Tobacco Settlement Funds	47,123,333	65,834,093	47,123,333	47,123,333		47,123,333
TOTAL STATE FUNDS	\$77,593,345	\$92,736,964	\$75,369,392	\$80,217,219	\$17,667,926	\$97,885,145
Positions	457	484	478	452	6	458
Motor Vehicles	165	168	165	165		165

DEPARTMENT OF COMMUNITY AFFAIRS

PROGRAM BUDGET SUMMARY - FISCAL YEAR 2007

Program Budgets	FY 2006 Current Budget			FY 2007 Governor's Recommendations		
	State Funds	Federal and Other Funds	Total	State Funds	Federal and Other Funds	Total
Administration	\$1,982,095	\$2,498,773	\$4,480,868	\$2,140,816	\$2,498,773	\$4,639,589
Building Construction	279,403	171,722	451,125	289,555	171,722	461,277
Coordinated Planning	3,831,884		3,831,884	3,666,493		3,666,493
Environmental Education and Assistance	973,896		973,896	998,853		998,853
Federal Community and Economic Development Programs	1,608,212	36,985,354	38,593,566	1,760,337	36,985,354	38,745,691
Homeownership Programs		4,014,155	4,014,155		4,014,155	4,014,155
Local Assistance Grants	3,881,066		3,881,066			
Regional Services	3,096,517		3,096,517	7,115,934		7,115,934
Rental Housing Programs	3,287,829	59,543,386	62,831,215	3,287,829	59,543,386	62,831,215
Research and Surveys	667,698		667,698	651,130		651,130
Special Housing Initiatives				3,332,892	1,172,459	4,505,351
State Community Development Programs	1,190,051		1,190,051	1,232,550		1,232,550
State Economic Development Program	4,201,762	11,887	4,213,649	15,279,024	11,887	15,290,911
Subtotal	\$25,000,413	\$103,225,277	\$128,225,690	\$39,755,413	\$104,397,736	\$144,153,149
 ATTACHED AGENCIES AND AUTHORITIES:						
Payments to Georgia Environmental Facilities Authority	\$700,000		\$700,000	\$6,435,782	\$2,135	\$6,437,917
Payments to Georgia Regional Transportation Authority	4,360,581		4,360,581	4,570,617		4,570,617
Payments to OneGeorgia Authority	47,123,333	\$262,031	47,385,364	47,123,333	\$262,031	47,385,364
Payments to State Housing Trust Fund	3,032,892	1,172,459	4,205,351			
Subtotal	\$55,216,806	\$1,434,490	\$56,651,296	\$58,129,732	\$264,166	\$58,393,898
 TOTAL FUNDS	\$80,217,219	\$104,659,767	\$184,876,986	\$97,885,145	\$104,661,902	\$202,547,047

DEPARTMENT OF COMMUNITY AFFAIRS

BUDGET SUMMARY - FISCAL YEAR 2007

Governor's Recommended Adjustments to the Current Budget	Amounts
--	---------

FY 2006 STATE GENERAL FUND APPROPRIATIONS **\$33,093,886**

Department of Community Affairs

1. Annualize the cost of the FY 2006 salary adjustment (\$76,445) and provide for a salary increase in FY 2007 of up to 4% effective January 1, 2007 (\$101,786).	\$178,231
2. Increase funds to reflect an adjustment in the employer share of State Health Benefit Plan premiums from 14.20% to 16.713%.	146,325
3. Increase funds to reflect an adjustment in the Workers' Compensation premiums.	23,711
4. Transfer the Signature Community Program funds of \$250,000 from the Coordinated Planning program to the Regional Services Program.	Yes
5. Transfer GTA rate structure adjustments on computer charges of \$95,591 from multiple programs to the Administration program.	Yes
6. Eliminate one-time funding for local assistance grants.	(3,881,066)
7. Reduce annual contracts to the 16 Regional Development Centers.	(233,045)
8. Enhance funds for the Local Development Fund from \$1,500,000 to \$5,000,000.	3,500,000
9. Provide 2 time-limited positions and funding to support the development of a strategy for sound economic development and conservation for Georgia's coastal region by DCA's Coastal Comprehensive Plan Advisory Committee.	300,000
10. Provide grants for accessibility improvements at owner-occupied homes in which an individual with a physical disability resides.	300,000
11. Add an economic development program manager position to work with state agency partners on life sciences and strategic industries loans.	77,444
12. Add 1 human resources position to the Administration program to perform administrative support and transactional activities.	Yes
13. Increase the number of Signature Community grantees from 5 to 7 to assist additional local governments in implementing their comprehensive plan initiatives.	100,000
14. Establish a secondary IT infrastructure site to continue key services in the event of an emergency that renders the central office inaccessible.	Yes
15. Add 1 position and travel expenses to implement economic development strategies in rural Georgia.	110,508
16. Provide additional funding for the Hands on Georgia contract for community challenge grants.	100,000
17. Provide funding to expand the Life Sciences Facilities Fund for investment in entrepreneur-led start-up businesses to promote job growth in Georgia's bioscience industry.	5,000,000
18. Provide an enhancement to the State Economic Development Program for critical economic development projects.	6,000,000
Subtotal	\$11,722,108

ATTACHED AGENCIES AND AUTHORITIES:

Georgia Environmental Facilities Authority

1. Provide required match funds for the State Energy program.	\$200,000
2. Provide grant funds for local governments in the Governor's Land Conservation program.	5,000,000

DEPARTMENT OF COMMUNITY AFFAIRS

BUDGET SUMMARY - FISCAL YEAR 2007

Governor's Recommended Adjustments to the Current Budget	Amounts
3. Provide 1.5 positions and funding to develop the state's energy management capability to reduce cost and usage of energy through improved procurement strategies, data collection and efficient consumption strategies.	500,000
4. Provide annual State of Georgia dues to the Southern States Energy Board.	35,782
Subtotal	\$5,735,782
Georgia Regional Transportation Authority	
1. Annualize the cost of the FY 2006 salary adjustment (\$33,417) and provide a salary increase in FY 2007 of up to 4% effective January 1, 2007 (\$35,154).	\$68,571
2. Increase funds to reflect an adjustment in the employer share of State Health Benefit Plan premiums from 14.20% to 16.713%.	50,537
3. Increase funds to reflect an adjustment in the Workers' Compensation premiums.	3,717
4. Redirect \$84,315 and 1 position from the Mitigation/Land Use Planning program to the Transportation Project Planning program to fund 1 senior project engineer to expedite project delivery.	Yes
5. Decrease personal services funding in the Mitigation/Land Use Planning program to reflect the transfer of the position to the Transportation Project Planning program.	(2,897)
6. Provide funding for 1 position in the Transit Implementation program to coordinate transit services and policy.	90,108
Subtotal	\$210,036
TOTAL NET STATE GENERAL FUND ADJUSTMENTS	\$17,667,926
TOTAL STATE GENERAL FUNDS RECOMMENDED	\$50,761,812
TOTAL TOBACCO SETTLEMENT FUNDS	\$47,123,333
TOTAL STATE FUNDS RECOMMENDED	\$97,885,145

DEPARTMENT OF COMMUNITY AFFAIRS

BUDGET SUMMARY - FISCAL YEAR 2007

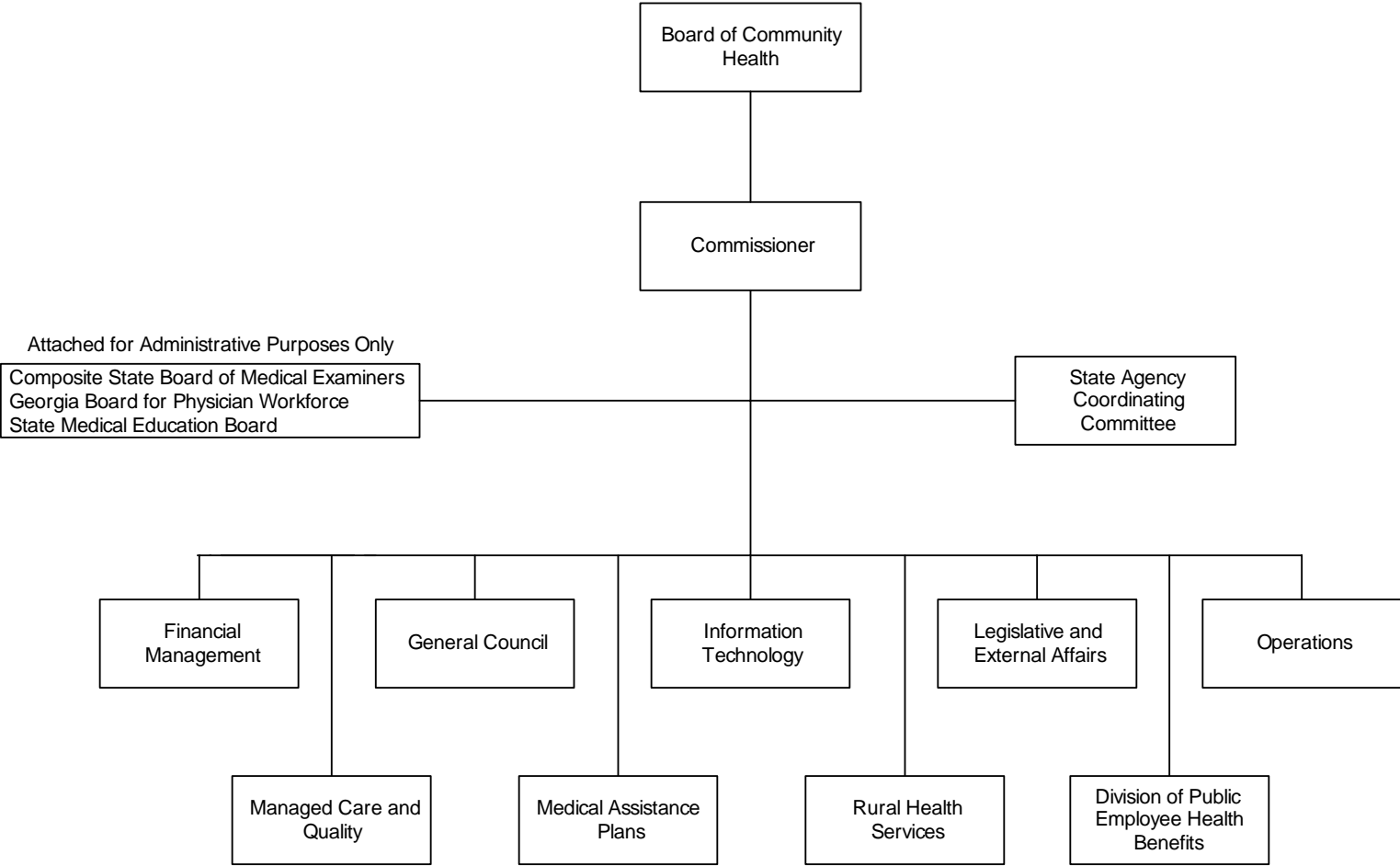
Governor's Recommended Adjustments to the Current Budget	Amounts
--	---------

CAPITAL OUTLAY SUMMARY - FISCAL YEAR 2007

	<u>Yr.</u>	<u>Principal</u>	<u>Debt Service</u>
Georgia Environmental Facilities Authority			
1. Provide low interest loans for local water and sewer construction projects.	20	\$47,000,000	\$4,015,210
2. Provide matching funds for the clean water construction loan program.	20	9,000,000	768,870
3. Provide matching funds for the drinking water construction loan program.	20	3,500,000	299,005
4. Fund corrective construction work of state owned fuel storage tanks.	20	6,000,000	512,580
TOTAL		\$65,500,000	\$5,595,665
STATE GENERAL FUNDS			\$103,480,810

DEPARTMENT OF COMMUNITY HEALTH

ORGANIZATIONAL CHART



DEPARTMENT OF COMMUNITY HEALTH

Roles and Responsibilities:

The Department of Community Health (DCH) primary responsibility is to maximize the state's health care purchasing power and create administrative efficiency in the state's health care system. The department works to ensure that quality health care services are provided to a wide array of individuals, including state employees, teachers, and retirees; and those citizens who are eligible for Medicaid or PeachCare for Kids by virtue of being aged, low-income, or disabled. The department is additionally charged with identifying and evaluating available options that would provide health insurance coverage for the estimated 1.3 million Georgians currently uninsured. A nine-person board, appointed by the Governor, has policy-making authority for DCH.

The department has three major divisions: the Division of Medical Assistance Plans, the Division of Managed Care and Quality, and the Division of Public Employee Health Benefits. DCH also targets health care access and improvement through the Office of Rural Health Services.

There are three Boards that are administratively attached to the department: the Composite State Board of Medical Examiners, which licenses physicians; the Georgia Board for Physician Workforce, which provides financial aid to medical schools and residency training programs; and, the State Medical Education Board, which administers medical scholarships and loans to promote medical practice in rural areas.

DIVISION OF MEDICAL ASSISTANCE PLANS

The largest division in the department, the Division of Medical Assistance Plans administers the Medicaid program, which purchases health care on behalf of over 1.3 million persons who are aged, blind, disabled, or indigent. State and federal dollars fund Medicaid with the federal government paying for about 60% of health care costs. A broad array of health care services is available that address the needs of program participants, including hospital, physician, pharmacy, and nursing home services.

The division administers the state's Indigent Care Trust Fund (ICTF), which completed its 15th year of operation in 2005. Utilizing intergovernmental transfers, the ICTF reimburses hospitals serving a disproportionate share of medically indigent Georgians.

The division is also responsible for the PeachCare for Kids Program, Georgia's version of the federal Children's Health Insurance Program. PeachCare provides medical and dental coverage for over 200,000 children whose parents' income is too high to qualify for Medicaid, but who cannot afford private health insurance. Current eligibility allows children in families with incomes between 185% and 235% of the federal poverty level to participate.

DIVISION OF MANAGED CARE AND QUALITY

The Division of Managed Care and Quality is responsible for implementing and directing the state's new care management effort known as Georgia Healthy Families (GHF).

Beginning in April 2006, the department, in partnership with private Care Management Organizations, will provide a more efficient delivery of health care services, better care for members and accountability to taxpayers while at the same time maintaining predictable and sustainable expenditure growth. Children enrolled in PeachCare and children, pregnant women and women with breast or cervical cancer on Medicaid are eligible to participate in GHF. The GHF initiative will be phased in regionally across the state beginning in 2006.

DIVISION OF PUBLIC EMPLOYEE HEALTH BENEFITS

The Division of Public Employee Health Benefits administers the State Health Benefit Plan (SHBP), which provides health insurance coverage to more than a half million state employees, teachers, retirees, and their dependents. The SHBP offers members several coverage options including a preferred provider option (PPO), several HMO choices, and a traditional indemnity plan.

OFFICE OF THE GENERAL COUNSEL

The Office of the General Counsel provides overall guidance and direction for the operation of the department; drafts and reviews procurement documents; provides legal services for all aspects of the State Health Benefit Plan; develops policies and procedures for compliance with federal and state privacy and public records requirements; drafts rules, regulations and policies for consideration by the Board of Community Health; and, administers the Certificate of Need (CONs) process. The CON process helps contain health care costs by avoiding unnecessary duplication of services, equipment, and facilities.

AUTHORITY

Title XIX of the Social Security Act; Title 31-5A, Official Code of Georgia Annotated.

DEPARTMENT OF COMMUNITY HEALTH

DEPARTMENT BUDGET FINANCIAL SUMMARY BY PROGRAM - FISCAL YEAR 2007

Program / Fund Sources	FY 2007 Agency Request Total	FY 2007 Governor's Recommendation					Total Changes	Total
		FY 2006 Current Budget	Redistribution	Reductions	Enhancements	Other Adjustments		
Administration								
Federal Funds	\$240,705,068	\$226,434,918	\$14,130,000			\$505,402	\$14,635,402	\$241,070,320
Other Funds	33,562,456	19,390,980	14,130,000			81,443	14,211,443	33,602,423
State General Funds	<u>62,339,473</u>	<u>62,221,212</u>				<u>580,987</u>	<u>580,987</u>	<u>62,802,199</u>
Total	336,606,997	308,047,110	28,260,000			1,167,832	29,427,832	337,474,942
Health Care Access and Improvement								
Federal Funds	549,838	549,838						549,838
Other Funds	100,000	100,000						100,000
State General Funds	<u>5,805,118</u>	<u>5,786,551</u>				<u>63,066</u>	<u>63,066</u>	<u>5,849,617</u>
Total	6,454,956	6,436,389				63,066	63,066	6,499,455
Indigent Care Trust Fund								
Federal Funds	488,978,758	219,438,624	232,324,956			37,215,178	269,540,134	488,978,758
Other Funds	160,737,322	148,828,880				11,908,442	11,908,442	160,737,322
State General Funds	<u>145,500,635</u>	<u>145,500,635</u>			<u>3,750,000</u>		<u>149,250,635</u>	<u>149,250,635</u>
Total	795,216,715	368,267,504	377,825,591		3,750,000	49,123,620	430,699,211	798,966,715
Medicaid: Aged, Blind, and Disabled								
Federal Funds	2,601,376,365	2,327,230,795	360,696,519	(136,275,642)	31,983,218		256,404,095	2,583,634,890
Other Funds	367,501,732	361,881,842	10,516,263				10,516,263	372,398,105
State General Funds	991,867,696	895,116,272	125,223,134	(52,479,750)	21,075,434		93,818,818	988,935,090
Tobacco Funds	<u>2,143,025</u>	<u>2,143,025</u>	<u>(2,143,025)</u>				<u>(2,143,025)</u>	<u>0</u>
Total	3,962,888,818	3,586,371,934	494,292,891	(188,755,392)	53,058,652		358,596,151	3,944,968,085
Medicaid: Low Income Medicaid								
Federal Funds	1,347,918,330	1,439,078,743	(7,642,430)	(100,775,255)	1,594,384		(106,823,301)	1,332,255,442
Other Funds	125,293,290	106,701,206	5,940,193				5,940,193	112,641,399
State General Funds	919,519,853	1,034,261,066	(49,783,473)	(63,113,597)	998,384		(111,898,686)	922,362,380
Tobacco Funds	<u>50,973,656</u>	<u>50,973,656</u>					<u>0</u>	<u>50,973,656</u>
Total	2,443,705,129	2,631,014,671	(51,485,710)	(163,888,852)	2,592,768		(212,781,794)	2,418,232,877

DEPARTMENT OF COMMUNITY HEALTH

DEPARTMENT BUDGET FINANCIAL SUMMARY BY PROGRAM - FISCAL YEAR 2007

Program / Fund Sources	FY 2007 Agency Request Total	FY 2007 Governor's Recommendation					
		FY 2006 Current Budget	Redistribution	Reductions	Enhancements	Other Adjustments	Total Changes
Nursing Home Provider Fee							
Federal Funds	147,967,356	147,967,356		(1,446,604)		(1,446,604)	146,520,752
State General Funds	100,229,284	100,229,284		(942,108)		(942,108)	99,287,176
Total	248,196,640	248,196,640		(2,388,712)		(2,388,712)	245,807,928
PeachCare							
Federal Funds	182,504,539	174,337,041			8,167,498	8,167,498	182,504,539
State General Funds	62,188,968	62,188,968					62,188,968
Tobacco Funds	4,970,705	4,970,705					4,970,705
Total	249,664,212	241,496,714			8,167,498	8,167,498	249,664,212
State Health Benefit Plan							
Other Funds	2,204,442,900	1,959,882,468			206,991,162	244,560,432	451,551,594
Total	2,204,442,900	1,959,882,468			206,991,162	244,560,432	451,551,594
ATTACHED AGENCIES:							
Composite Board of Medical Examiners							
State General Funds	2,195,534	2,135,705		(3,000)	5,000	64,850	2,202,555
Total	2,195,534	2,135,705		(3,000)	5,000	64,850	2,202,555
Georgia Board of Physician Workforce							
State General Funds	39,343,477	38,566,402			36,579	26,214	62,793
Total	39,343,477	38,566,402			36,579	26,214	62,793
State Medical Education Board							
State General Funds	1,382,452	1,352,788			50,000	9,928	59,928
Total	1,382,452	1,352,788			50,000	9,928	59,928

DEPARTMENT OF COMMUNITY HEALTH

DEPARTMENT BUDGET FINANCIAL SUMMARY BY PROGRAM - FISCAL YEAR 2007

Program / Fund Sources	FY 2007 Agency Request Total	FY 2007 Governor's Recommendation						Total Changes	Total
		FY 2006 Current Budget	Redistribution	Reductions	Enhancements	Other Adjustments			
TOTAL FUNDS	\$10,290,097,830	\$9,391,768,325	\$848,892,772	(\$355,035,956)	\$266,484,161	\$303,183,440	\$1,063,524,417	\$10,455,292,742	
<u>Less:</u>									
Federal Funds	\$5,010,000,254	\$4,535,037,315	\$599,509,045	(\$238,497,501)	\$33,577,602	\$45,888,078	\$440,477,224	\$4,975,514,539	
Other Funds	2,891,637,700	2,596,785,376	30,586,456		206,991,162	256,550,317	494,127,935	3,090,913,311	
Subtotal	\$7,901,637,954	\$7,131,822,691	\$630,095,501	(\$238,497,501)	\$240,568,764	\$302,438,395	\$934,605,159	\$8,066,427,850	
State General Funds	\$2,330,372,490	\$2,201,858,248	\$220,940,296	(\$116,538,455)	\$25,915,397	\$745,045	\$131,062,283	\$2,332,920,531	
Tobacco Funds	58,087,386	58,087,386	(2,143,025)				(2,143,025)	55,944,361	
TOTAL STATE FUNDS	\$2,388,459,876	\$2,259,945,634	\$218,797,271	(\$116,538,455)	\$25,915,397	\$745,045	\$128,919,258	\$2,388,864,892	

DEPARTMENT OF COMMUNITY HEALTH

DEPARTMENT BUDGET FINANCIAL SUMMARY BY OBJECT CLASS - FISCAL YEAR 2007

Object Classes / Fund Sources	FY 2007 Agency Request Total	FY 2004 Expenditures	FY 2005 Expenditures	FY 2007 Governor's Recommendations		
				FY 2006 Current Budget	Changes	Total
Personal Services	\$33,317,069	\$28,980,642	\$29,297,435	\$32,998,615	\$933,151	\$33,931,766
Regular Operating Expenses	6,590,072	8,279,228	5,878,559	6,590,072		6,590,072
Travel	321,568	228,254	242,457	321,568		321,568
Equipment	123,791	61,412	84,238	123,791		123,791
Computer Charges	106,695,319	70,512,086	107,405,072	106,695,319		106,695,319
Real Estate Rentals	1,714,132	1,734,829	1,717,613	1,714,132	297,747	2,011,879
Telecommunications	830,019	634,460	855,592	830,019		830,019
Per Diem and Fees	1,230,778	1,267,373	1,277,117	1,230,778		1,230,778
Contracts	340,413,635	743,547,092	790,883,104	320,353,635	20,060,000	340,413,635
Medicaid / PeachCare Benefits	7,073,649,283	7,197,162,977	7,300,373,325	6,818,950,823	215,055,475	7,034,006,298
Audit Contracts	1,097,500	2,646,270	2,646,270	1,097,500		1,097,500
Purchase of Service Contracts	183,244	167,695	167,695	183,244		183,244
Grant in Aid to Counties	544,826	2,487,634	2,666,093	544,826		544,826
Health Insurance Payments	2,054,442,900	1,331,022,368	1,473,349,145	1,809,882,468	451,551,594	2,261,434,062
Payments to Nursing Homes	248,196,640	241,559,847	255,115,084	248,196,640	(2,388,712)	245,807,928
Payments to Low Income Medicaid	377,825,591				377,825,591	377,825,591
Subtotal	<u>\$10,247,176,367</u>	<u>\$9,630,292,167</u>	<u>\$9,971,958,799</u>	<u>\$9,349,713,430</u>	<u>\$1,063,334,846</u>	<u>\$10,413,048,276</u>

DEPARTMENT OF COMMUNITY HEALTH

DEPARTMENT BUDGET FINANCIAL SUMMARY BY OBJECT CLASS - FISCAL YEAR 2007

Object Classes / Fund Sources	FY 2007 Agency Request Total	FY 2004 Expenditures	FY 2005 Expenditures	FY 2007 Governor's Recommendations		
				FY 2006 Current Budget	Changes	Total
ATTACHED AGENCIES:						
Composite Board of Medical Examiners	\$2,195,534			\$2,135,705	\$66,850	\$2,202,555
Georgia Board of Physician Workforce	39,343,477	\$38,195,240	\$38,005,722	38,566,402	62,793	38,629,195
State Medical Education Board	1,382,452	1,341,846	1,273,135	1,352,788	59,928	1,412,716
Subtotal	\$42,921,463	\$39,537,086	\$39,278,857	\$42,054,895	\$189,571	\$42,244,466
TOTAL FUNDS	\$10,290,097,830	\$9,669,829,253	\$10,011,237,656	\$9,391,768,325	\$1,063,524,417	\$10,455,292,742
Less:						
Federal Funds	\$5,010,000,254	\$4,911,990,648	\$4,809,633,744	\$4,535,037,315	\$440,477,224	\$4,975,514,539
Other Funds	2,891,637,700	2,746,014,642	2,959,148,288	2,596,785,376	494,127,935	3,090,913,311
Subtotal	\$7,901,637,954	\$7,658,005,290	\$7,768,782,032	\$7,131,822,691	\$934,605,159	\$8,066,427,850
State General Funds	\$2,330,372,490	\$1,953,736,577	\$2,183,956,785	\$2,201,858,248	\$131,062,283	\$2,332,920,531
Tobacco Funds	58,087,386	58,087,386	58,087,386	58,087,386	(2,143,025)	55,944,361
TOTAL STATE FUNDS	\$2,388,459,876	\$2,011,823,963	\$2,242,044,171	\$2,259,945,634	\$128,919,258	\$2,388,864,892
Positions	507	510	510	507		507
Motor Vehicles	24	24	24	24		24

DEPARTMENT OF COMMUNITY HEALTH

PROGRAM BUDGET SUMMARY - FISCAL YEAR 2007

Program Budgets	FY 2006 Current Budget			FY 2007 Governor's Recommendations		
	State Funds	Federal and Other Funds	Total	State Funds	Federal and Other Funds	Total
Administration	\$62,221,212	\$245,825,898	\$308,047,110	\$62,802,199	\$274,672,743	\$337,474,942
Health Care Access and Improvement	5,786,551	649,838	6,436,389	5,849,617	649,838	6,499,455
Indigent Care Trust Fund		368,267,504	368,267,504	149,250,635	649,716,080	798,966,715
Medicaid: Aged, Blind, and Disabled	897,259,297	2,689,112,637	3,586,371,934	988,935,090	2,956,032,995	3,944,968,085
Medicaid: Low Income Medicaid	1,085,234,722	1,545,779,949	2,631,014,671	973,336,036	1,444,896,841	2,418,232,877
Nursing Home Provider Fee	100,229,284	147,967,356	248,196,640	99,287,176	146,520,752	245,807,928
PeachCare	67,159,673	174,337,041	241,496,714	67,159,673	182,504,539	249,664,212
State Health Benefit Plan		1,959,882,468	1,959,882,468		2,411,434,062	2,411,434,062
Subtotal	<u>\$2,217,890,739</u>	<u>\$7,131,822,691</u>	<u>\$9,349,713,430</u>	<u>\$2,346,620,426</u>	<u>\$8,066,427,850</u>	<u>\$10,413,048,276</u>
 <u>ATTACHED AGENCIES:</u>						
Composite Board of Medical Examiners	\$2,135,705		\$2,135,705	\$2,202,555		\$2,202,555
Georgia Board of Physician Workforce	38,566,402		38,566,402	38,629,195		\$38,629,195
State Medical Education Board	1,352,788		1,352,788	1,412,716		1,412,716
Subtotal	<u>\$42,054,895</u>	<u>\$0</u>	<u>\$42,054,895</u>	<u>\$42,244,466</u>	<u>\$0</u>	<u>\$42,244,466</u>
 TOTAL FUNDS	<u>\$2,259,945,634</u>	<u>\$7,131,822,691</u>	<u>\$9,391,768,325</u>	<u>\$2,388,864,892</u>	<u>\$8,066,427,850</u>	<u>\$10,455,292,742</u>

DEPARTMENT OF COMMUNITY HEALTH

BUDGET SUMMARY - FISCAL YEAR 2007

Governor's Recommended Adjustments to the Current Budget	Amounts
FY 2006 STATE GENERAL FUND APPROPRIATIONS	\$2,201,858,248
Department of Community Health	
1. Annualize the cost of the FY 2006 salary adjustment (\$136,828) and provide for a salary increase in FY 2007 of up to 4% effective January 1, 2007 (\$113,904).	\$250,732
2. Increase funds to reflect an adjustment in the employer share of State Health Benefit Plan premiums from 14.20% to 16.713%.	223,781
3. Provide funds for an adjustment to the Georgia Building Authority (GBA) real estate rental rate for office space (Total Funds: \$297,747).	157,806
4. Increase personal services to reflect an adjustment in Workers' Compensation premiums (Total Funds: \$23,404).	11,734
5. Fund the projected growth in Medicaid Benefits (Total Funds: \$648,561,287).	221,163,251
6. Provide funds to replace Indigent Care Trust Funds for Right from the Start Medicaid services for pregnant women and children (Total Funds \$57,780,933).	22,000,000
7. Provide funds to replace Upper Payment Limit funds for Medicaid Benefit services (Total Funds: \$146,969,749)	146,969,749
8. Fund the cost to move from a cash basis to an accrual basis budget in order to make capitation payments to Care Management Organization (CMO) providers (Total Funds: \$266,202,555).	102,514,604
9. Contract with an enrollment broker to assist the care management population in the selection of a CMO plan (Total Funds: \$14,038,314).	8,460,000
10. Provide funds to replace Disproportionate Share Hospital payments used for Right from the Start Medicaid eligibility services performed by the Department of Human Resources (Total Funds: \$7,600,000).	3,800,000
11. Verify Medicaid eligibility by conducting review procedures (Total Funds: \$3,740,000).	1,870,000
12. Appropriate Quality Assessment fee revenues to support care management (Total Funds: \$377,825,591).	145,500,635
13. Realize savings generated from Medicaid efficiencies and one-time upper payment limit receipts generated in state Fiscal Year 2005.	(451,391,485)
14. Reflect actual nursing home provider fee revenue in FY 2007 (Total Funds: \$2,388,712).	(942,108)
15. Reduce Medicaid Benefit costs by eliminating self-declaration of income and implementing a centralized third-party verification of income and assets for both enrollment and re-enrollment (Total Funds \$64,918,203).	(25,000,000)
16. Reduce Medicaid costs generated in the Aged, Blind and Disabled populations through the provision of better business practices to ensure that the member receives the right services, at the right time and the right cost (Total Funds: \$51,934,562).	(20,000,000)
17. Perform voluntary interim hospital cost settlements based on "as-filed" cost reports to recover funds from provider over-payment (Total Funds: \$169,430,812).	(70,593,347)
18. Update nursing home reimbursement rates to the FY 2004 cost reports (Total Funds: \$52,013,690).	20,030,472
19. Support the operation of Hughes Spalding Children's Hospital.	3,750,000
20. Fund Medicaid costs associated with the expansion of the newborn screening program administered by the Department of Human Resources (Total Funds: \$2,592,532).	998,384
21. Fund a monthly supplement of \$20 to be used by nursing home residents who receive Supplemental Security Income to purchase personal items such as shampoo and toothpaste.	1,044,962
22. Replace Tobacco funds with State funds to support Independent Care Waiver Slots.	2,143,025

DEPARTMENT OF COMMUNITY HEALTH

BUDGET SUMMARY - FISCAL YEAR 2007

Governor's Recommended Adjustments to the Current Budget	Amounts
23. Transfer state funds from the Department of Human Resources Community Services Adult program to the Department of Community Health Low Income Medicaid program to implement Georgia Healthy Families which serves Medicaid clients who receive mental health services.	17,910,517
24. Additional cost associated with savings estimates for FY 2006 budget cuts that will not be realized for Disease Management, Emergency Room Pilot Expansion and the transfer of nursing home residents to the SOURCE program (State Funds: \$6,150,348; Total Funds: \$15,594,188).	Yes
25. Reflect projected revenue from increasing the State Health Benefit Plan Employer Premium in FY 2007 (Total Funds: \$206,991,162)	Yes
Subtotal	\$130,872,712

ATTACHED AGENCIES

Composite Board of Medical Examiners

1. Annualize the cost of the FY 2006 salary adjustment (\$17,115) and provide for a salary increase in FY 2007 of up to 4% effective January 1, 2007 (\$15,693)	\$32,808
2. Increase funds to reflect an adjustment in the employer share of State Health Benefit Plan premiums from 14.20% to 16.713%.	30,446
3. Increase personal services to reflect an adjustment in the Workers' Compensation rate.	1,596
4. Reduce funding for telecommunications.	(3,000)
5. Fund 20 additional peer reviews annually in order to respond to consumer complaints related to physician care.	5,000
Subtotal	\$66,850

Georgia Board of Physician Workforce

1. Annualize the cost of the FY 2006 salary adjustment (\$5,747) and provide for a salary increase in FY 2007 of up to 4% effective January 1, 2007 (\$13,261).	\$19,008
2. Increase funds to reflect an adjustment in the employer share of State Health Benefit Plan premiums from 14.20% to 16.713%.	6,847
3. Increase personal services to reflect an adjustment in the Workers' Compensation premiums.	359
4. Provide funds for two additional slots in the Pediatric Residency Program at the Medical Center of Central Georgia.	\$36,579
Subtotal	\$62,793

State Medical Education Board

1. Annualize the cost of the FY 2006 salary adjustment (\$2,608) and provide for a salary increase in FY 2007 of up to 4% effective January 1, 2007 (\$3,872).	\$6,480
2. Increase funds to reflect an adjustment in the employer share of State Health Benefit Plan premiums from 14.20% to 16.713%.	3,276
3. Increase personal services to reflect an adjustment in the Workers' Compensation premiums.	172
4. Increase (\$15,000) contract with the Georgia Student Finance Commission for monitoring of outstanding loan repayment collections; increase funding for the Medical Fair (\$20,000); and provide additional funds (\$15,000) for physicians seeking to practice in rural Georgia by assisting with medical debt payments.	50,000

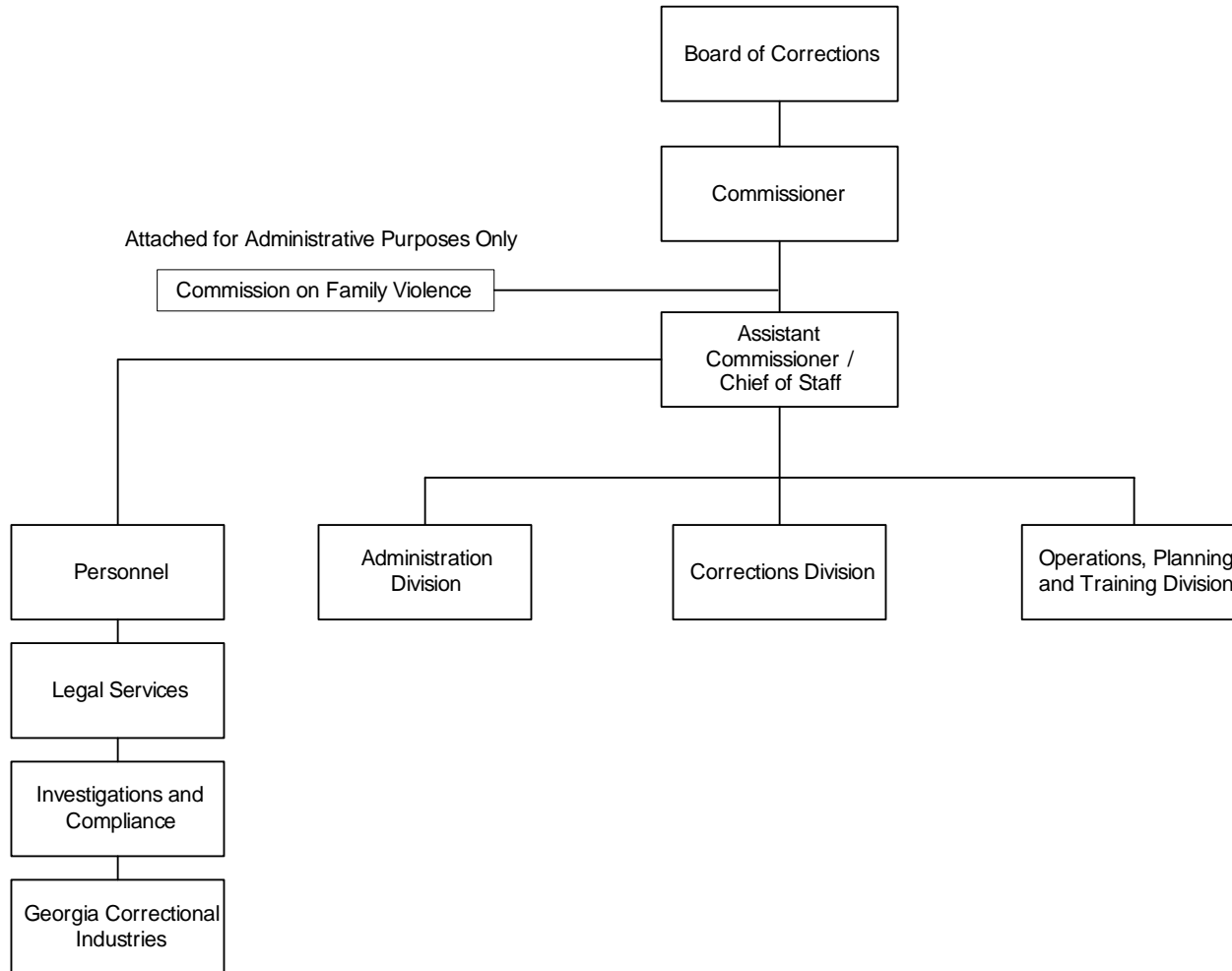
DEPARTMENT OF COMMUNITY HEALTH

BUDGET SUMMARY - FISCAL YEAR 2007

Governor's Recommended Adjustments to the Current Budget	Amounts
Subtotal	\$59,928
TOTAL NET STATE GENERAL FUND ADJUSTMENTS	\$131,062,283
TOTAL STATE GENERAL FUNDS RECOMMENDED	\$2,332,920,531
FY 2006 TOBACCO SETTLEMENT FUND APPROPRIATIONS	\$58,087,386
Department of Community Health	
1. Replace Tobacco funds with State funds to support Independent Care Waiver Slots.	(\$2,143,025)
TOTAL NET TOBACCO SETTLEMENT FUND ADJUSTMENTS	(\$2,143,025)
TOTAL TOBACCO SETTLEMENT FUNDS RECOMMENDED	\$55,944,361
TOTAL STATE FUNDS RECOMMENDED	\$2,388,864,892

DEPARTMENT OF CORRECTIONS

ORGANIZATIONAL CHART



DEPARTMENT OF CORRECTIONS

Roles and Responsibilities:

The Department of Corrections (DOC) administers the prison and probation sentences of offenders adjudicated by Georgia courts. More than 48,290 of these offenders are serving prison sentences. More than 80,000 offenders are on probation.

The mission of the DOC is to protect the public, serve victims of crime and reduce crimes committed by sentenced offenders by holding offenders accountable and providing safe and secure facilities, effective community supervision and effective methods of self-improvement for offenders. In collaboration with the community and other agencies, DOC provides programs that offer offenders the opportunity to become responsible, productive, law-abiding citizens.

As part of its strategic plan, the department has developed the following priorities:

- Sound correctional practice is founded upon reliable and timely information.
- Citizens are safe from incarcerated and supervised offenders; correctional environments will be safe, secure and disciplined for all staff and offenders.
- Communications are hallmarked by enhanced public awareness, collaborative partnerships and effective departmental teamwork.
- A continuum of balanced sanctions is available to the criminal justice system.
- A highly trained, professional workforce is available to achieve the department's mission, today and in years to come.
- Prepare offenders to accept responsibility for their acts, to restore harm done to the community, and to lead a productive, crime-free life.

DEPARTMENT OPERATIONS

Incarceration offers a highly structured, secure environment, which removes from the community those offenders who pose a high risk. DOC provides legally mandated services in the areas of physical and mental health, counseling, education, vocational training, chaplain services and recreation.

DOC requires offenders in its facilities to work to support the system and the community. Inmates and probationers work on prison farms; in food preparation, laundry, and construction; in facility and landscape maintenance; and performing factory work in Correctional Industries' manufacturing plants. The types of DOC institutions include:

- State Prisons (37). These institutions are typically reserved for felony offenders with more than one year of incarceration to serve.
- County Prisons (24). The state pays a subsidy to county institutions to house and supervise state inmates. Inmates assigned to the county prisons typically work on roadway or construction projects for the county in which they are housed.
- Inmate Boot Camps, Probation Boot Camps, Probation Detention Centers (24). These three programs offer a short-term, intensive incarceration period. The boot camp program enforces strict discipline and military protocol.
- Transitional Centers (10). These community-based centers are designed to allow offenders nearing the end of their prison term to prepare for life in the community. DOC requires offenders to have jobs in the local community, pay room and board to the center, and support their families.
- Probation Diversion Centers (17). Judges may sentence offenders to diversion centers as an

alternative to prison. Like transitional center residents, offenders in the diversion centers work and pay room and board, restitution, fines, and family support.

- Private Prisons (3). D. Ray James prison, owned and operated by Cornell Corrections and prisons in Coffee and Wheeler counties owned and operated by Corrections Corporation of America house state sentenced inmates. Like state prisons, these facilities are typically reserved for felony offenders with more than one year of incarceration to serve.

Probation is designed to enforce judicial sentences in the community. The Statewide Probation Act of 1956 laid the legal foundation for the Probation Division. The law provides for standardized supervision by sworn peace officers of those offenders sentenced to probation, either directly from court on a straight probation sentence, or after completing a specified term of imprisonment on a split sentence.

Probationers are required to be employed and to pay restitution, fees, fines, and court costs. Many probationers are also required to perform community service, unpaid labor for the local community. Probationers are supervised with increasing levels of intensity in accordance with the risk they pose to the community. Requirements at these varied supervision levels may include adherence to a curfew, wearing an electronic device to monitor movements, drug testing, and home and job visits by the probation officer.

AUTHORITY

Titles 9, 42 and 77 of the Official Code of Georgia Annotated.

DEPARTMENT OF CORRECTIONS

DEPARTMENT BUDGET FINANCIAL SUMMARY BY PROGRAM - FISCAL YEAR 2007

Program / Fund Sources	FY 2007 Agency Request Total	FY 2007 Governor's Recommendation						Total Changes	Total
		FY 2006 Current Budget	Redistribution	Reductions	Enhancements	Other Adjustments			
Administration									
Federal Funds	\$1,836,000	\$1,836,000							\$1,836,000
State General Funds	55,352,732	53,012,017	\$2,519,381	(\$149,799)	\$14,528	\$1,567,873	\$3,951,983	56,964,000	
Total	57,188,732	54,848,017	2,519,381	(149,799)	14,528	1,567,873	3,951,983	58,800,000	
Bainbridge Probation Substance									
Federal Funds	20,743	20,743						20,743	
Other Funds	7,046	7,046						7,046	
State General Funds	4,581,031	3,226,673	(24,800)		1,389,359	99,113	1,463,672	4,690,345	
Total	4,608,820	3,254,462	(24,800)		1,389,359	99,113	1,463,672	4,718,134	
Compensation Resolutions									
State General Funds		512,377		(512,377)			(512,377)	0	
Total		512,377		(512,377)			(512,377)	4,690,345	
Food and Farm Operations									
Federal Funds	22,000	22,000						22,000	
Other Funds	45,000	194,725		(149,725)			(149,725)	45,000	
State General Funds	13,343,501	12,407,740	1,019,228			217,402	1,236,630	13,644,370	
Total	13,410,501	12,624,465	1,019,228	(149,725)		217,402	1,086,905	13,711,370	
Health									
Other Funds	8,464,209	8,464,209						8,464,209	
State General Funds	174,788,318	151,543,143	(402,267)		26,345,214	878,954	26,821,901	178,365,044	
Total	183,252,527	160,007,352	(402,267)		26,345,214	878,954	26,821,901	186,829,253	
Jail Subsidy									
Federal Funds		2,501,508		(2,501,508)			(2,501,508)	0	
State General Funds	16,352,000	9,653,491		(4,854,999)			(4,854,999)	4,798,492	
Total	16,352,000	12,154,999		(7,356,507)			(7,356,507)	4,798,492	

DEPARTMENT OF CORRECTIONS

DEPARTMENT BUDGET FINANCIAL SUMMARY BY PROGRAM - FISCAL YEAR 2007

Program / Fund Sources	FY 2007 Agency Request Total	FY 2007 Governor's Recommendation						Total
		FY 2006 Current Budget	Redistribution	Reductions	Enhancements	Other Adjustments	Total Changes	
Offender Management								
State General Funds	44,095,100	44,118,606	45,302			229,340	274,642	44,393,248
Total	44,095,100	44,118,606	45,302			229,340	274,642	44,393,248
Parole Revocation Centers								
Federal Funds	10,510	10,510						10,510
Other Funds	49,138	49,138						49,138
State General Funds	3,807,012	3,835,308	(2,847)			143,797	140,950	3,976,258
Total	3,866,660	3,894,956	(2,847)			143,797	140,950	4,035,906
Private Prisons								
State General Funds	76,267,188	72,518,200			4,267,522		4,267,522	76,785,722
Total	76,267,188	72,518,200			4,267,522		4,267,522	76,785,722
Probation Detention Centers								
Federal Funds	1,387,151	2,574,466	(47,014)	(1,140,301)			(1,187,315)	1,387,151
Other Funds	774,690	1,136,399	(361,709)			53,716	(307,993)	828,406
State General Funds	37,726,422	43,455,859	(5,614,442)			1,586,787	(4,027,655)	39,428,204
Total	39,888,263	47,166,724	(6,023,165)	(1,140,301)		1,640,503	(5,522,963)	41,643,761
Probation Diversion Centers								
Federal Funds		200,000		(200,000)			(200,000)	
Other Funds	2,759,145	3,188,692	(429,547)			53,716	(375,831)	2,812,861
State General Funds	11,242,526	12,784,156	(1,375,390)			534,216	(841,174)	11,942,982
Total	14,001,671	16,172,848	(1,804,937)	(200,000)		587,932	(1,417,005)	14,755,843
Probation Supervision								
State General Funds	68,775,625	68,632,697	(122,728)		1,475,348	2,660,220	4,012,840	72,645,537
Total	68,775,625	68,632,697	(122,728)		1,475,348	2,660,220	4,012,840	72,645,537

DEPARTMENT OF CORRECTIONS

DEPARTMENT BUDGET FINANCIAL SUMMARY BY PROGRAM - FISCAL YEAR 2007

Program / Fund Sources	FY 2007 Agency Request Total	FY 2007 Governor's Recommendation						Total Changes	Total
		FY 2006 Current Budget	Redistribution	Reductions	Enhancements	Other Adjustments			
State Prisons									
Federal Funds	3,151,716	3,151,716							3,151,716
Other Funds	8,216,141	8,216,141					201,191	201,191	8,417,332
State General Funds	429,167,271	431,214,343	1,282,710	(205,802)	17,207,426	16,150,237		34,434,571	465,648,914
Total	440,535,128	442,582,200	1,282,710	(205,802)	17,207,426	16,351,428		34,635,762	477,217,962
Transitional Centers									
State General Funds	22,836,696	20,313,455	2,675,853			38,945	694,174	3,408,972	23,722,427
Total	22,836,696	20,313,455	2,675,853			38,945	694,174	3,408,972	23,722,427
TOTAL FUNDS	\$985,078,911	\$958,801,358	(\$838,270)	(\$9,714,511)	\$50,738,342	\$25,070,736		\$65,256,297	\$1,024,057,655
<u>Less:</u>									
Federal Funds	\$6,428,120	\$10,316,943	(\$47,014)	(\$3,841,809)	\$0	\$0		(\$3,888,823)	\$6,448,312
Other Funds	20,315,369	21,256,350	(791,256)	(149,725)		308,623		(632,358)	20,603,800
Subtotal	\$26,743,489	\$31,573,293	(\$838,270)	(\$3,991,534)	\$0	\$308,623		(\$4,521,181)	\$27,052,112
State General Funds	\$958,335,422	\$927,228,065		(\$5,722,977)	\$50,738,342	\$24,762,113		\$69,777,478	\$997,005,543
TOTAL STATE FUNDS	\$958,335,422	\$927,228,065	\$0	(\$5,722,977)	\$50,738,342	\$24,762,113		\$69,777,478	\$997,005,543

DEPARTMENT OF CORRECTIONS

DEPARTMENT BUDGET FINANCIAL SUMMARY BY OBJECT CLASS - FISCAL YEAR 2007

Object Classes / Fund Sources	FY 2007 Agency Request Total	FY 2004 Expenditures	FY 2005 Expenditures	FY 2007 Governor's Recommendations		
				FY 2006 Current Budget	Changes	Total
Personal Services	\$544,176,035	\$546,531,128	\$544,702,653	\$556,839,232	\$33,179,518	\$590,018,750
Regular Operating Expenses	62,215,144	63,500,258	61,620,759	61,049,892	5,434,376	66,484,268
Travel	1,636,441	1,214,587	1,395,193	1,658,529	21,448	1,679,977
Motor Vehicle Purchases	1,046,988	711,218	1,120,018	1,222,666	335,172	1,557,838
Equipment	2,942,977	3,008,774	3,234,163	2,953,741	289,830	3,243,571
Computer Charges	8,685,620	5,732,393	5,512,990	8,757,721	7,825	8,765,546
Real Estate Rentals	8,377,089	7,713,862	7,894,609	8,113,089	457,062	8,570,151
Telecommunications	7,375,932	6,765,060	6,376,712	7,356,532	190,316	7,546,848
Per Diem and Fees	67,637	176,560	257,290	67,637		67,637
Capital Outlay		6,274,792	17,557,708			
Contracts	82,413,491	77,501,905	77,488,445	78,621,980	4,346,055	82,968,035
Court Costs	1,300,000	1,135,616	1,275,407	1,300,000		1,300,000
County Subsidy	37,726,400	35,726,400	37,076,400	37,726,400		37,726,400
County Subsidy for Jails	16,352,000	17,838,920	11,882,282	12,154,999	(7,356,507)	4,798,492
Central Repair Fund	720,000	1,092,376		500,000	220,000	720,000
Payments to Central State Hospital for Meals	4,268,025	4,357,496	4,490,250	4,268,025		4,268,025
Payments to Central State Hospital for Utilities	1,627,150	1,627,061	1,631,022	1,627,150		1,627,150
Payments to Public Safety	577,160	577,160	577,160	577,160		577,160
Inmate Release Fund	1,600,000	1,554,697	1,599,925	1,450,000	150,000	1,600,000
UGA- College of Veterinary Medicine	387,944	453,504	467,005	387,944		387,944
Minor Construction Fund	500,000	856,918	168,192	500,000		500,000

DEPARTMENT OF CORRECTIONS

DEPARTMENT BUDGET FINANCIAL SUMMARY BY OBJECT CLASS - FISCAL YEAR 2007

Object Classes / Fund Sources	FY 2007 Agency Request Total	FY 2004 Expenditures	FY 2005 Expenditures	FY 2007 Governor's Recommendations		
				FY 2006 Current Budget	Changes	Total
Health Services Purchases	168,555,758	131,975,459	151,237,447	144,589,014	26,306,181	170,895,195
Utilities	32,527,120	27,524,589	30,977,469	27,079,647	1,675,021	28,754,668
TOTAL FUNDS	\$985,078,911	\$943,850,733	\$968,543,098	\$958,801,358	\$65,256,297	\$1,024,057,655
<u>Less:</u>						
Federal Funds	\$6,428,120	\$10,759,879	\$10,887,374	\$10,316,943	(\$3,868,631)	\$6,448,312
Other Funds	20,315,369	10,772,469	44,128,193	21,256,350	(652,550)	20,603,800
DOAS Indirect Funds		450,000	450,000			
Subtotal	\$26,743,489	\$21,982,348	\$55,465,567	\$31,573,293	(\$4,521,181)	\$27,052,112
State General Funds	\$958,335,422	\$921,868,385	\$913,077,531	\$927,228,065	\$69,777,478	\$997,005,543
TOTAL STATE FUNDS	\$958,335,422	\$921,868,385	\$913,077,531	\$927,228,065	\$69,777,478	\$997,005,543
Positions	15,170		15,696	15,185	325	15,510
Motor Vehicles	1,929		1,926	1,926	52	1,978

DEPARTMENT OF CORRECTIONS

PROGRAM BUDGET SUMMARY - FISCAL YEAR 2007

Program Budgets	FY 2006 Current Budget			FY 2007 Governor's Recommendations		
	State Funds	Federal and Other Funds	Total	State Funds	Federal and Other Funds	Total
Administration	\$53,012,017	\$1,836,000	\$54,848,017	\$56,964,000	\$1,836,000	\$58,800,000
Bainbridge Probation Substance Abuse Treatment Center	3,226,673	27,789	3,254,462	4,690,345	27,789	4,718,134
Compensation Resolutions	512,377		512,377			
Food and Farm Operations	12,407,740	216,725	12,624,465	13,644,370	67,000	13,711,370
Health	151,543,143	8,464,209	160,007,352	178,365,044	8,464,209	186,829,253
Jail Subsidy	9,653,491	2,501,508	12,154,999	4,798,492		4,798,492
Offender Management	44,118,606		44,118,606	44,393,248		44,393,248
Parole Revocation Centers	3,835,308	59,648	3,894,956	3,976,258	59,648	4,035,906
Private Prisons	72,518,200		72,518,200	76,785,722		76,785,722
Probation Detention Centers	43,455,859	3,710,865	47,166,724	39,428,204	2,215,557	41,643,761
Probation Diversion Centers	12,784,156	3,388,692	16,172,848	11,942,982	2,812,861	14,755,843
Probation Supervision	68,632,697		68,632,697	72,645,537		72,645,537
State Prisons	431,214,343	11,367,857	442,582,200	465,648,914	11,569,048	477,217,962
Transitional Centers	20,313,455		20,313,455	23,722,427		23,722,427
TOTAL FUNDS	\$927,228,065	\$31,573,293	\$958,801,358	\$997,005,543	\$27,052,112	\$1,024,057,655

DEPARTMENT OF CORRECTIONS

BUDGET SUMMARY - FISCAL YEAR 2007

Governor's Recommended Adjustments to the Current Budget	Amounts
--	---------

FY 2006 STATE GENERAL FUND APPROPRIATIONS

\$927,228,065

Department of Corrections

1. Annualize the cost of the FY 2006 salary adjustment (\$5,378,458) and provide for a salary increase in FY 2007 of up to 4% effective January 1, 2007 (\$7,690,966).	\$13,069,424
2. Increase funds to reflect an adjustment in the employer share of State Health Benefit Plan premiums from 14.20% to 16.713%.	9,828,451
3. Increase funds to reflect an adjustment in Workers' Compensation premiums.	1,671,176
4. Provide for an adjustment to the Georgia Building Authority (GBA) real estate rental rate for office space.	193,062
5. Realign personal services funding to accurately reflect program expenditures.	Yes
6. Realign contract funds to more accurately reflect program expenditures.	Yes
7. Transfer funds from closing a Probation Detention Center to Inmate Release Funds (\$150,000), fuel storage tank maintenance (\$220,000), and food services (\$1,060,905).	Yes
8. Redistribute funds from closing a Probation Detention Center to open Long Inmate Boot Camp attached to Smith State Prison.	Yes
9. Redistribute funds from conversion of 2 Probation Diversion Centers to Transitional Centers.	Yes
10. Redistribute funds from conversion of a Probation Detention Center to a State Prison unit.	Yes
11. Reflect loss of federal funds from State Criminal Alien Assistance Program (SCAAP) (\$3,841,809).	Yes
12. Reflect loss of other funds due to reduced participation in employee meal program (\$149,725).	Yes
13. Remove Inmate Compensation funds originally appropriated in FY 2006 in accordance with HR 108.	(512,377)
14. Eliminate special education program start up funds.	(212,102)
15. Transfer 1 position to the Georgia Peace Officer Standards and Training Council.	(43,499)
16. Eliminate the Bar Association Support to Improve Correctional Services (BASICS) program.	(100,000)
17. Reduce funding for County Subsidy for Jails to reflect reduction in county jail backlog.	(4,854,999)
18. Provide for a 3.5% CPI increase in the per diem rate for contracted prison beds and an additional 470 contracted prison beds.	4,267,522
19. Provide operating funds for 918 additional inmate beds at existing facilities to reduce county jail backlogs and meet increased capacity needs.	5,915,776
20. Provide operating funds for 768 beds at 4 vacant Probation Detention Centers to be operated as State Prison units to reduce county jail backlogs and meet increased capacity needs.	11,900,932
21. Provide start-up (\$1,642,319) and 5 months of operating funds (\$2,595,608) for a 525-bed expansion at Johnson State Prison to reduce county jail backlogs and meet increased capacity needs.	4,237,927
22. Provide start-up (\$754,464) and 2 months of operating funds (\$427,924) for a 192-bed expansion at Calhoun State Prison to reduce county jail backlogs and meet increased capacity needs.	1,182,387
23. Provide operating funds for 1,348 temporary inmate beds at existing facilities to reduce county jail backlogs and meet increased capacity needs.	6,216,828

DEPARTMENT OF CORRECTIONS

BUDGET SUMMARY - FISCAL YEAR 2007

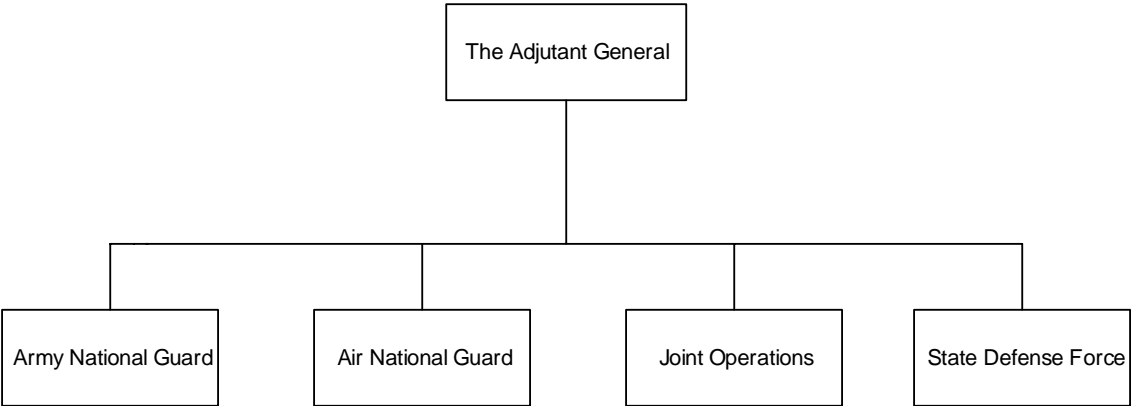
Governor's Recommended Adjustments to the Current Budget	Amounts
24. Provide additional funding to adequately staff inmate health services.	2,173,417
25. Provide additional funding for Health Services Purchases.	10,281,484
26. Provide start-up funding (\$797,339) and 3 months operating (\$770,106) for the Bainbridge Probation Substance Abuse Treatment Center's 192-bed expansion.	1,567,445
27. Provide increased funding for inmate mental health care (\$630,101), dental health care (\$63,634) and county correctional institutions' health care (\$115,053).	808,788
28. Provide state operating funds for the Griffin Day Reporting Center to replace inmate telephone commission funds no longer available.	250,000
29. Provide additional funding to reflect annualized cost of 4 Day Reporting Centers opened in FY 2006.	1,028,148
30. Provide additional funding to reflect annualized cost of the special education program.	291,729
31. Reflect loss of federal funds for purchase of dry milk powder and milk replacement products needed to feed inmates.	416,759
32. Provide funding to replace outdated ballistic vests used for Probation and Surveillance Officers.	199,200
TOTAL NET STATE GENERAL FUND ADJUSTMENTS	\$69,777,478
TOTAL STATE GENERAL FUNDS RECOMMENDED	\$997,005,543

CAPITAL OUTLAY SUMMARY - FISCAL YEAR 2007

	<u>Yr.</u>	<u>Principal</u>	<u>Debt Service</u>
Department of Corrections			
1. Minor construction at various locations.	20	\$4,515,000	\$385,716
2. Central repairs at various locations.	5	1,780,000	405,840
3. Portal security enhancement equipment at various facilities.	5	3,500,000	798,000
4. Security sliding docking device renovations at various locations.	5	2,000,000	456,000
5. Door and window frame replacements at multiple locations.	5	400,000	91,200
6. Lock and control system for Lee State Prison.	5	300,000	68,400
7. Security hardening at Washington State Prison.	20	1,200,000	102,516
8. Renovations for Headquarters and Training Academy relocation to Monroe County.	20	7,500,000	640,725
TOTAL		\$21,195,000	\$2,948,397
STATE GENERAL FUNDS			\$999,953,940

DEPARTMENT OF DEFENSE

ORGANIZATIONAL CHART



DEPARTMENT OF DEFENSE

Roles and Responsibilities:

The Department of Defense serves the nation and the State of Georgia by organizing and maintaining National Guard forces, which the President of the United States can call to active duty to augment the nation's regular armed services, or which the Governor, as Commander-in-Chief of the State Militia, can order deployed in instances of disaster, riot, violence, or other dangers threatening the state and its citizens. The department achieves these objectives through its four components: Office of the Adjutant General, Air National Guard, the Army National Guard, and the State Defense Force. Using these components, the department operates and manages approximately 1,200 training, maintenance, and logistics army facilities statewide.

Another responsibility of the Department of Defense is the operation of Youth Challenge Academies for at-risk youth in the State of Georgia.

GEORGIA AIR NATIONAL GUARD

The role of the Georgia Air National Guard is to provide fully equipped, fully trained combat units which are prepared to respond to state or national emergencies. The activation/deactivation, organization, administration, training, equipping, and housing of its units as well as the evaluation of its wartime capability are mandated responsibilities.

GEORGIA ARMY NATIONAL GUARD

The Georgia Army National Guard is responsible for maintaining a level of operational readiness, which allows for immediate and effective response to state or national emergencies, civil disturbances, and natural disasters.

OFFICE OF THE ADJUTANT GENERAL

The role of the Office of the Adjutant General is to provide command and control of the entire organization as well as

centralized administrative support for the department. The Adjutant General also serves as the state's director of the Selective Service System.

STATE DEFENSE FORCE

The role of the State Defense Force is to serve as a caretaker administration in the event of a full mobilization, and to provide assistance during emergencies and natural disasters as well as support for the staging of special events.

AUTHORITY

Title 38 of the Official Code of Georgia Annotated.

DEPARTMENT OF DEFENSE

DEPARTMENT BUDGET FINANCIAL SUMMARY BY PROGRAM - FISCAL YEAR 2007

Program / Fund Sources	FY 2007 Agency Request Total	FY 2007 Governor's Recommendation						Total
		FY 2006 Current Budget	Redistribution	Reductions	Enhancements	Other Adjustments	Total Changes	
Administration								
Federal Funds	\$112,295	\$102,133				\$11,971	\$11,971	\$114,104
Other Funds	138,791	138,791						138,791
State General Funds	2,119,003	2,275,222	(\$173,000)			88,832	(84,168)	2,191,054
Total	2,370,089	2,516,146	(173,000)			100,803	(72,197)	2,443,949
Civil Support								
Federal Funds	5,450,835	5,670,709				105,707	105,707	5,776,416
State General Funds	3,423,568	3,353,908	148,000		\$68,323	123,068	339,391	3,693,299
Total	8,874,403	9,024,617	148,000		68,323	228,775	445,098	9,469,715
Facilities Management								
Federal Funds	30,519,107	29,888,711			300,000	228,595	528,595	30,417,306
Other Funds	2,491,205	2,487,661				12,772	12,772	2,500,433
State General Funds	2,650,037	2,254,499	25,000		100,000	27,583	152,583	2,407,082
Total	35,660,349	34,630,871	25,000		400,000	268,950	693,950	35,324,821
Military Readiness								
Federal Funds	365,000	365,000				6,514	6,514	371,514
State General Funds	480,938	475,776				22,253	22,253	498,029
Total	845,938	840,776				28,767	28,767	869,543
TOTAL FUNDS	\$47,750,779	\$47,012,410	\$0	\$0	\$468,323	\$627,295	\$1,095,618	\$48,108,028
<u>Less:</u>								
Federal Funds	\$36,447,237	\$36,026,553			\$300,000	\$352,787	\$652,787	\$36,679,340
Other Funds	2,629,996	2,626,452				12,772	12,772	2,639,224
Subtotal	\$39,077,233	\$38,653,005	\$0	\$0	\$300,000	\$365,559	\$665,559	\$39,318,564
State General Funds	\$8,673,546	\$8,359,405			\$168,323	\$261,736	\$430,059	\$8,789,464
TOTAL STATE FUNDS	\$8,673,546	\$8,359,405			\$168,323	\$261,736	\$430,059	\$8,789,464

DEPARTMENT OF DEFENSE

DEPARTMENT BUDGET FINANCIAL SUMMARY BY OBJECT CLASS - FISCAL YEAR 2007

Object Classes / Fund Sources	FY 2007 Agency Request Total	FY 2004 Expenditures	FY 2005 Expenditures	FY 2007 Governor's Recommendations		
				FY 2006 Current Budget	Changes	Total
Personal Services	\$19,071,377	\$18,318,221	\$19,516,027	\$19,086,732	\$706,812	\$19,793,544
Regular Operating Expenses	25,358,580	16,981,278	16,199,460	24,613,896	379,766	24,993,662
Travel	172,825	228,233	219,665	168,825	4,000	172,825
Motor Vehicle Purchases		31,655				
Equipment	19,800	26,200	20,774	19,800		19,800
Computer Charges	174,134	24,278	4,836	174,134		174,134
Real Estate Rentals	245,611	117,498	173,917	245,611		245,611
Telecommunications	1,189,087	1,239,991	1,008,301	1,197,587	(8,500)	1,189,087
Per Diem and Fees	1,275,365	1,383,173	730,533	1,251,895	23,470	1,275,365
Contracts	244,000	352,134	366,644	244,000		244,000
Capital Leases				9,930	(9,930)	0
TOTAL FUNDS	\$47,750,779	\$38,702,661	\$38,240,157	\$47,012,410	\$1,095,618	\$48,108,028
<u>Less:</u>						
Federal Funds	\$36,447,237	\$27,857,089	\$28,032,393	\$36,026,553	\$652,787	\$36,679,340
Other Funds	2,629,996	2,961,474	2,249,574	2,626,452	12,772	2,639,224
Subtotal	\$39,077,233	\$30,818,563	\$30,281,967	\$38,653,005	\$665,559	\$39,318,564
State General Funds	\$8,673,546	\$7,884,098	\$7,958,190	\$8,359,405	\$430,059	\$8,789,464
TOTAL STATE FUNDS	\$8,673,546	\$7,884,098	\$7,958,190	\$8,359,405	\$430,059	\$8,789,464
Positions	473	476	473	473		473
Motor Vehicles	88	88	88	88		88

DEPARTMENT OF DEFENSE

PROGRAM BUDGET SUMMARY - FISCAL YEAR 2007

Program Budgets	FY 2006 Current Budget			FY 2007 Governor's Recommendations		
	State Funds	Federal and Other Funds	Total	State Funds	Federal and Other Funds	Total
Administration	\$2,275,222	\$240,924	\$2,516,146	\$2,191,054	\$252,895	\$2,443,949
Civil Support	3,353,908	5,670,709	9,024,617	3,693,299	5,776,416	9,469,715
Facilities Management	2,254,499	32,376,372	34,630,871	2,407,082	32,917,739	35,324,821
Military Readiness	475,776	365,000	840,776	498,029	371,514	869,543
TOTAL FUNDS	\$8,359,405	\$38,653,005	\$47,012,410	\$8,789,464	\$39,318,564	\$48,108,028

DEPARTMENT OF DEFENSE

BUDGET SUMMARY - FISCAL YEAR 2007

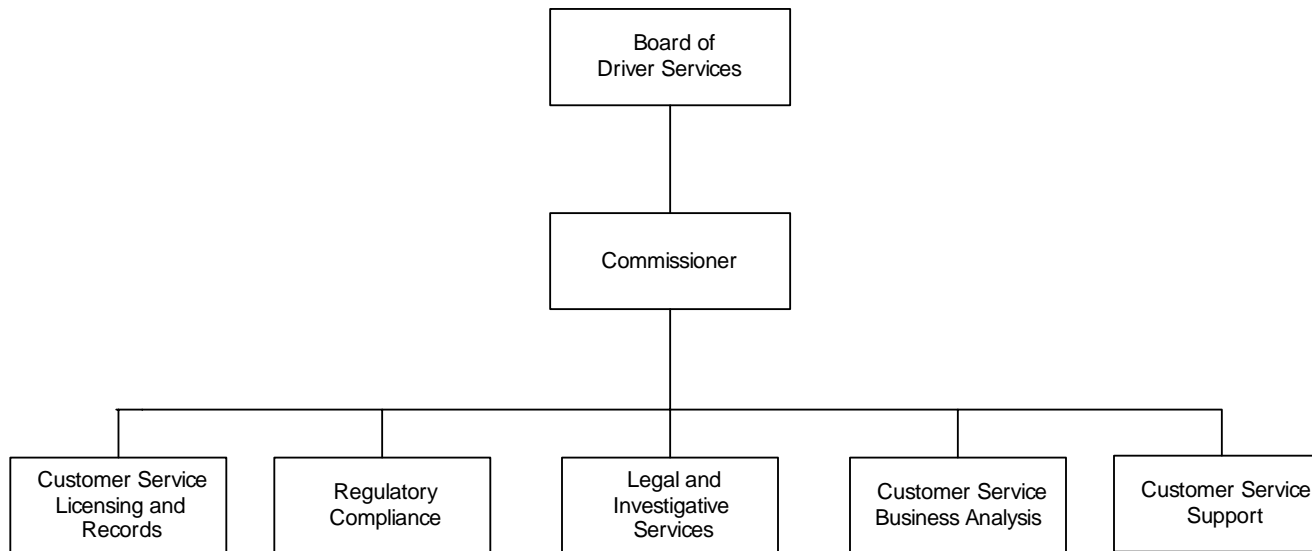
Governor's Recommended Adjustments to the Current Budget	Amounts
FY 2006 STATE GENERAL FUND APPROPRIATIONS	\$8,359,405
Department of Defense	
1. Annualize the cost of the FY 2006 salary adjustment (\$46,953) and provide for a salary increase in FY 2007 of up to 4% effective January 1, 2007 (\$66,271).	\$113,224
2. Increase funds to reflect an adjustment in the employer share of State Health Benefit Plan premiums from 14.20% to 16.713%.	105,268
3. Increase funds to reflect an adjustment in the Workers' Compensation premiums.	43,244
4. Increase regular operating expenses to maintain additional facilities for the JSTARS Unit at Robins Air Force Base (Total Funds: \$400,000).	100,000
5. Increase regular operating expenses (\$44,353), telecommunications (\$500), and per diem and fees (\$23,470) to support the Georgia State Defense Force program.	68,323
TOTAL NET STATE GENERAL FUND ADJUSTMENTS	\$430,059
TOTAL STATE GENERAL FUNDS RECOMMENDED	\$8,789,464

CAPITAL OUTLAY SUMMARY - FISCAL YEAR 2007

	<u>Yr.</u>	<u>Principal</u>	<u>Debt Service</u>
Department of Defense			
1. Renovate and improve various armory facilities statewide.	20	\$1,715,000	\$146,512
STATE GENERAL FUNDS			\$8,935,976

DEPARTMENT OF DRIVER SERVICES

ORGANIZATIONAL CHART



DEPARTMENT OF DRIVER SERVICES

Roles and Responsibilities:

The Department of Driver Services (DDS) was established by executive order on July 1, 2005, in accordance with HB 501.

CUSTOMER SERVICE SUPPORT

The Customer Service Support Division is responsible for the direction and management of the Department of Driver Services. The function of the division is to provide administrative support for the License Issuance and Regulatory Compliance Divisions. The areas within the division include administrative services, financial services, public information, legal services and information technology.

LICENSE ISSUANCE DIVISION

The issuance of driver's licenses, permits and administration of the commercial driver's license program are carried out by the License Issuance Division. The department utilizes 54 full testing customer service centers, and 4 part-time testing customer service centers. These centers are situated throughout the state. Additional responsibilities include suspension and reinstatement of driver licenses as well as public identification cards. The Driver Services Section strives to provide quality customer service. During FY 2005 the department issued 2,481,054 driver licenses and ID cards.

REGULATORY COMPLIANCE

The Regulatory Compliance Division is responsible for licensing driver training schools and instructors, licensing driver improvement clinics and instructors, and certifying ignition interlock devices and provider centers.

AUTHORITY

Chapter 16 of Title 40 of the Official Code of Georgia Annotated

DEPARTMENT OF DRIVER SERVICES

DEPARTMENT BUDGET FINANCIAL SUMMARY BY PROGRAM - FISCAL YEAR 2007

Program / Fund Sources	FY 2007 Agency Request Total	FY 2007 Governor's Recommendation						Total Changes	Total
		FY 2006 Current Budget	Redistribution	Reductions	Enhancements	Other Adjustments			
Customer Service Support									
Other Funds							\$857	\$857	\$857
State General Funds	\$8,485,359	\$4,948,415	\$3,664,357	(\$16,000)			180,287	3,828,644	8,777,059
Total	8,485,359	4,948,415	3,664,357	(16,000)			181,144	3,829,501	8,777,916
License Issuance									
Other Funds	200,000	200,000					5,251	5,251	205,251
State General Funds	37,851,738	41,924,451	(4,826,757)	(79,677)	\$1,404,607		1,067,656	(2,434,171)	39,490,280
Total	38,051,738	42,124,451	(4,826,757)	(79,677)	1,404,607		1,072,907	(2,428,920)	39,695,531
Regulatory Compliance									
Other Funds	515,075	515,075					273	273	515,348
State General Funds	2,020,517	291,000	1,162,400	(20,000)	2,856,218		74,436	4,073,054	4,364,054
Total	2,535,592	806,075	1,162,400	(20,000)	2,856,218		74,709	4,073,327	4,879,402
TOTAL FUNDS	\$49,072,689	\$47,878,941	\$0	(\$115,677)	\$4,260,825		\$1,328,760	\$5,473,908	\$53,352,849
<u>Less:</u>									
Other Funds	\$715,075	\$715,075					\$6,381	\$6,381	\$721,456
State General Funds	\$48,357,614	\$47,163,866		(\$115,677)	\$4,260,825		\$1,322,379	\$5,467,527	\$52,631,393
TOTAL STATE FUNDS	\$48,357,614	\$47,163,866		(\$115,677)	\$4,260,825		\$1,322,379	\$5,467,527	\$52,631,393

DEPARTMENT OF DRIVER SERVICES

DEPARTMENT BUDGET FINANCIAL SUMMARY BY OBJECT CLASS - FISCAL YEAR 2007

Object Classes / Fund Sources	FY 2007 Agency Request Total	FY 2004 * Expenditures	FY 2005 * Expenditures	FY 2007 Governor's Recommendations		
				FY 2006 Current Budget	Changes	Total
Personal Services	\$34,809,292	\$58,013,902	\$56,367,277	\$33,007,504	\$2,298,130	\$35,305,634
Regular Operating Expenses	2,998,845	7,137,254	8,066,979	3,912,317	64,128	3,976,445
Travel	134,598	464,062	320,548	137,598	(3,000)	134,598
Motor Vehicle Purchases	130,000	332,206	596,547	130,000		130,000
Equipment	206,884	345,335	762,965	206,884		206,884
Computer Charges	2,537,747	12,461,537	13,615,848	2,228,805	358,942	2,587,747
Real Estate Rentals	2,504,039	2,730,422	2,667,905	2,504,039		2,504,039
Telecommunications	1,140,855	2,627,707	2,245,315	1,141,365	(510)	1,140,855
Per Diem and Fees	208,225	343,198	77,365	208,225		208,225
Contracts	1,082,056	1,318,987	3,457,639	1,082,056	2,756,218	3,838,274
Capital Outlay			796,570			
Conviction Reports	329,824	348,651	147,388	329,824		329,824
Driver's License Processing	2,990,324	3,459,434	3,826,205	2,990,324		2,990,324
Postage		750,000	750,000			
Motor Vehicle Tags and Decals			2,000,000			
TOTAL FUNDS	\$49,072,689	\$90,332,695	\$95,698,551	\$47,878,941	\$5,473,908	\$53,352,849
<u>Less:</u>						
Federal Funds		\$2,496,995	\$7,085,743			
Other Funds	\$715,075	7,196,898	9,361,188	\$715,075	\$6,381	\$721,456
DOAS Indirect Funds		1,960,000	1,960,000			
Subtotal	<u>\$715,075</u>	<u>\$11,653,893</u>	<u>\$18,406,931</u>	<u>\$715,075</u>	<u>\$6,381</u>	<u>\$721,456</u>
State General Funds	<u>\$48,357,614</u>	<u>\$78,678,802</u>	<u>\$77,291,620</u>	<u>\$47,163,866</u>	<u>\$5,467,527</u>	<u>\$52,631,393</u>
TOTAL STATE FUNDS	\$48,357,614	\$78,678,802	\$77,291,620	\$47,163,866	\$5,467,527	\$52,631,393
Positions	813	1,452	1,449	764	35	799
Motor Vehicles	131	326	326	119		119

*The Department of Driver Services was established on July 1, 2005 per HB 501 of the 2005 General Assembly. Prior year expenditures are for the Department of Motor Vehicle Services, and include functions that were transferred to the Department of Revenue, Department of Public Safety, Department of Transportation, and Public Service Commission.

DEPARTMENT OF DRIVER SERVICES

PROGRAM BUDGET SUMMARY - FISCAL YEAR 2007

Program Budgets	FY 2006 Current Budget			FY 2007 Governor's Recommendations		
	State Funds	Federal and Other Funds	Total	State Funds	Federal and Other Funds	Total
Customer Service Support	\$4,948,415		\$4,948,415	\$8,777,059	\$857	\$8,777,916
License Issuance	41,924,451	\$200,000	42,124,451	39,490,280	205,251	39,695,531
Regulatory Compliance	291,000	515,075	806,075	4,364,054	515,348	4,879,402
TOTAL FUNDS	\$47,163,866	\$715,075	\$47,878,941	\$52,631,393	\$721,456	\$53,352,849

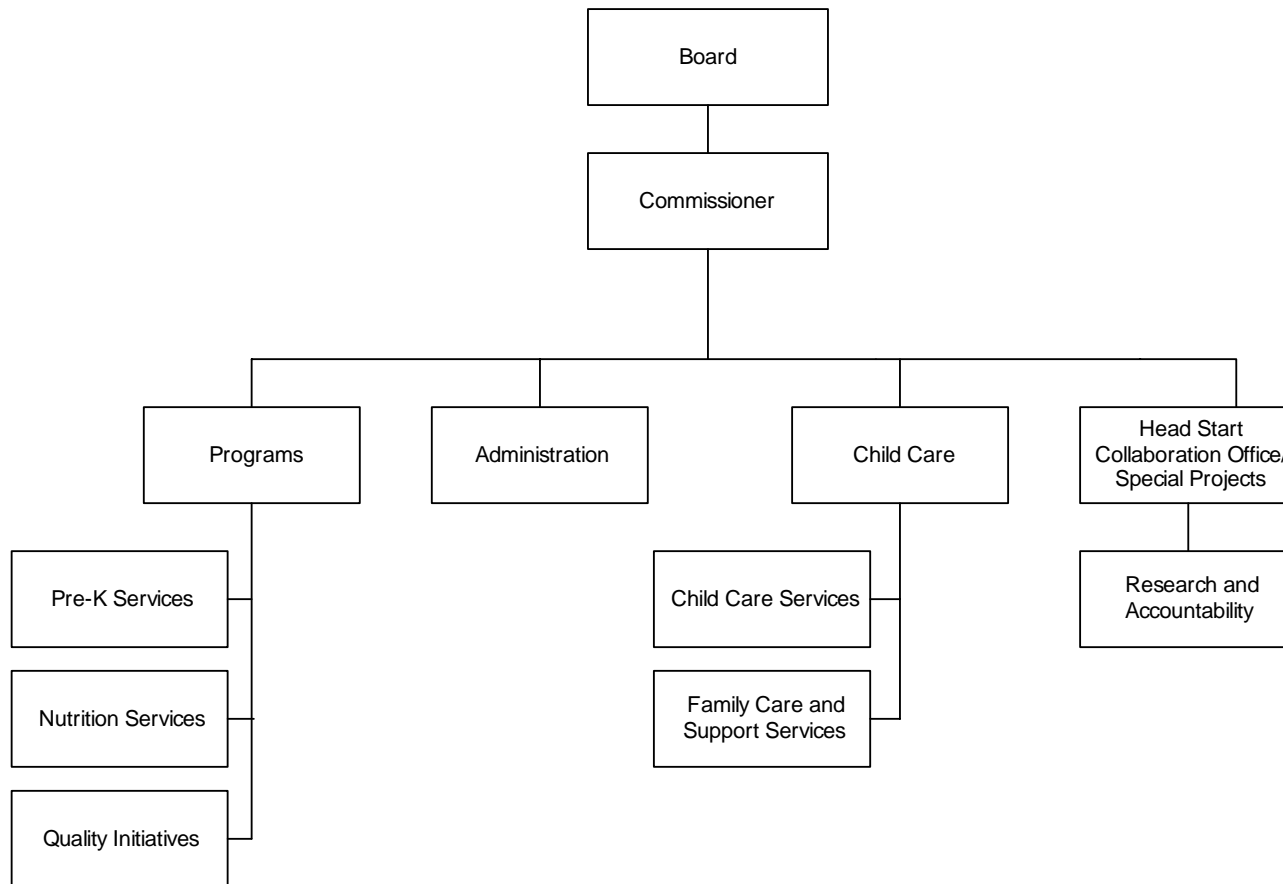
DEPARTMENT OF DRIVER SERVICES

BUDGET SUMMARY - FISCAL YEAR 2007

Governor's Recommended Adjustments to the Current Budget	Amounts
FY 2006 STATE GENERAL FUND APPROPRIATIONS	\$47,163,866
Department of Driver Services	
1. Annualize the cost of the FY 2006 salary adjustment (\$250,470) and provide for a salary increase in FY 2007 of up to 4% effective January 1, 2007 (\$365,961).	\$616,431
2. Increase funds to reflect an adjustment in the employer share of State Health Benefit Plan premiums from 14.20% to 16.713%.	638,241
3. Increase funds to reflect an adjustment in Workers' Compensation premiums.	67,707
4. Increase the Customer Service Support (\$3,664,357) and Regulatory Compliance (\$1,162,400) programs, and decrease the License Issuance program (\$4,826,757) to establish the base budget for the Department of Driver Services.	Yes
5. Reduce operating expenses in the License Issuance (\$79,677), Customer Service Support (\$16,000), and Regulatory Compliance (\$20,000) programs.	(115,677)
6. Recognize additional revenues collected from fees to support driver's education (SB 226).	2,756,218
7. Fund complimentary Photo Identification cards to qualifying individuals.	100,000
8. Minimize wait times at DDS locations by adding 35 examiner positions in the License Issuance program and increasing personal services.	945,665
9. Improve customer access by expanding agency services available on the internet by increasing operating expenses in the License Issuance program.	358,942
10. Provide additional funds for the Regulatory Compliance program for motorcycle safety education.	100,000
TOTAL NET STATE GENERAL FUND ADJUSTMENTS	\$5,467,527
TOTAL STATE GENERAL FUNDS RECOMMENDED	\$52,631,393

DEPARTMENT OF EARLY CARE AND LEARNING

ORGANIZATIONAL CHART



DEPARTMENT OF EARLY CARE AND LEARNING

Roles and Responsibilities:

Bright from the Start: Georgia Department of Early Care and Learning is responsible for overseeing child care and educational services for Georgia's children ages birth through four and their families and for administering nutrition programs for children and adults. Bright from the Start administers Georgia's lottery-funded Pre-K program; licenses and regulates child care centers, group day care homes, and family day care homes; administers two federal nutrition programs – the Child and Adult Care Food Program and the Summer Food Service Program; houses the Head Start Collaboration Office; implements the Standards of Care Program and Family Homes of Quality; works with child care resource and referral agencies to improve the quality of Georgia's child care; administers federal quality dollars; manages the Even Start Literacy Program; and collaborates with other entities to blend federal, state, and private funds to enhance early care and education.

PRE-KINDERGARTEN SERVICES

Georgia's voluntary Pre-K Program currently serves approximately 74,000 students in 3,770 classes. Georgia's Pre-K Program is one of the largest and most comprehensive Pre-K programs in the nation and continues to be a model for other states.

Georgia's Pre-K Program continues to be funded with dollars from the Georgia Lottery for Education. For FY 2006, \$290,081,308 in lottery funds were appropriated to educate Georgia's four year olds.

Pre-K is offered in public school systems as well as through private providers. Children four years of age on September 1st of the current school year, whose parents are Georgia residents, are eligible, but not required, to attend Georgia's Pre-K Program.

CHILD CARE SERVICES

Child Care Services is responsible for licensing or registering approximately 3,000 child care learning centers, over 6,500 family child care homes, 2,000 informal care providers, and 234 group day care homes. Licensing consultants conduct annual licensing inspections of child care learning centers and make periodic visits to all child care programs to evaluate compliance with state requirements and to provide consultation, training, and technical assistance to child care programs.

Child Care Services also provides regular customer-focused licensing orientation sessions for prospective centers and group day care homes; responds to inquiries from parents, concerned citizens, and others regarding child care programs; and processes criminal records checks on all directors and family day care home providers.

NUTRITION SERVICES

The Nutrition Services Division is responsible for administering the Child and Adult Care Food Program (CACFP) and the Summer Food Service Program (SFSP) for Georgia. The goal of these programs is to ensure that low-income children and adults throughout Georgia have access to nutritious meals while they are in a day care setting and during the summer when school is not in session.

QUALITY INITIATIVES

Bright from the Start works in a number of ways to enhance the quality of early child care and education experiences in Georgia. In partnership with internal and external resources, the Quality Initiatives Division implements innovative strategies that focus on improving the quality of early education, child care, and nutrition for Georgia's children and families. The division oversees the Standards of Care Program, the Homes of Quality Program, and the Even Start Literacy Program; coordinates the resource and referral system; and elevates public awareness surrounding early childhood education issues.

The Quality Initiatives Division distributes the federal Child Care Development Fund quality dollars to improve the quality, affordability, and accessibility of child care for children and families.

Training and professional development are integral parts of all programs administered by Bright from the Start. The Quality Initiatives Division coordinates training and technical assistance for approximately 15,000 child care workers, early education providers, and program sponsors annually.

AUTHORITY

Title 20 of the Official Code of Georgia Annotated.

DEPARTMENT OF EARLY CARE AND LEARNING

DEPARTMENT BUDGET FINANCIAL SUMMARY BY PROGRAM - FISCAL YEAR 2007

Program / Fund Sources	FY 2007 Agency Request Total	FY 2007 Governor's Recommendation						Total
		FY 2006 Current Budget	Redistribution	Reductions	Enhancements	Other Adjustments	Total Changes	
Child Care Services								
Federal Funds	\$3,454,020	\$3,435,255				\$18,765	\$18,765	\$3,454,020
Other Funds	155,000	155,000						155,000
State General Funds	4,147,316	4,030,671		(\$165,000)	\$21,060	169,468	25,528	4,056,199
Total	7,756,336	7,620,926		(165,000)	21,060	188,233	44,293	7,665,219
Nutrition								
Federal Funds	90,000,835	88,000,835			2,000,000		2,000,000	90,000,835
Total	90,000,835	88,000,835			2,000,000		2,000,000	90,000,835
Pre-Kindergarten								
Federal Funds	667,823	667,823						667,823
Lottery Funds	296,637,326	290,081,308			5,882,663	5,989,476	11,872,139	301,953,447
Total	297,305,149	290,749,131			5,882,663	5,989,476	11,872,139	302,621,270
Quality Initiatives								
Federal Funds	22,370,146	18,370,146			4,000,000		4,000,000	22,370,146
Total	22,370,146	18,370,146			4,000,000		4,000,000	22,370,146
TOTAL FUNDS	\$417,432,466	\$404,741,038	\$0	(\$165,000)	\$11,903,723	\$6,177,709	\$17,916,432	\$422,657,470
Less:								
Federal Funds	\$116,492,824	\$110,474,059			\$6,000,000	\$18,765	\$6,018,765	\$116,492,824
Other Funds	155,000	155,000						155,000
Subtotal	\$116,647,824	\$110,629,059	\$0	\$0	\$6,000,000	\$18,765	\$6,018,765	\$116,647,824
State General Funds	\$4,147,316	\$4,030,671		(\$165,000)	\$21,060	\$169,468	\$25,528	\$4,056,199
Lottery Funds	296,637,326	290,081,308			5,882,663	5,989,476	11,872,139	301,953,447
TOTAL STATE FUNDS	\$300,784,642	\$294,111,979	\$0	(\$165,000)	\$5,903,723	\$6,158,944	\$11,897,667	\$306,009,646

DEPARTMENT OF EARLY CARE AND LEARNING

DEPARTMENT BUDGET FINANCIAL SUMMARY BY OBJECT CLASS - FISCAL YEAR 2007

Object Classes / Fund Sources	FY 2007 Agency Request Total	FY 2004 Expenditures	FY 2005 Expenditures	FY 2007 Governor's Recommendations		
				FY 2006 Current Budget	Changes	Total
Personal Services	\$8,329,828	\$1,099,074	\$8,792,744	\$8,004,132	\$357,303	\$8,361,435
Regular Operating Expenses	1,810,148	33,983	1,246,227	1,066,650	584,498	1,651,148
Travel	448,175	43,283	541,690	446,626		446,626
Equipment	60,500		70,007	60,500		60,500
Computer Charges	457,250	2,837	58,619	507,250		507,250
Real Estate Rentals	508,242		520,998	508,242		508,242
Telecommunications	282,700	10,351	315,313	282,700		282,700
Per Diem and Fees	303,100	5,000	489,090	245,700	78,460	324,160
Contracts	3,989,587		16,079,298	4,091,200	(80,000)	4,011,200
Federal Programs	90,195,529	81,438,980	85,622,213	88,195,529	2,000,000	90,195,529
Standards of Care	22,822,366	575,116		18,822,366	4,000,000	22,822,366
Pre-Kindergarten Grants	288,225,041	255,055,426	269,169,363	282,510,143	10,976,171	293,486,314
Pre-Kindergarten - Personal Services		2,101,129				
Pre-Kindergarten - Operations		4,869,875				
TOTAL FUNDS	\$417,432,466	\$345,235,054	\$382,905,562	\$404,741,038	\$17,916,432	\$422,657,470
<u>Less:</u>						
Federal Funds	\$116,492,824	\$82,014,095	\$103,482,486	\$110,474,059	\$6,018,765	\$116,492,824
Other Funds	155,000			155,000		155,000
Subtotal	\$116,647,824	\$82,014,095	\$103,482,486	\$110,629,059	\$6,018,765	\$116,647,824
State General Funds	\$4,147,316	\$1,194,529	\$3,175,810	\$4,030,671	\$25,528	\$4,056,199
Lottery Funds	296,637,326	262,026,430	276,247,266	290,081,308	11,872,139	301,953,447
TOTAL STATE FUNDS	\$300,784,642	\$263,220,959	\$279,423,076	\$294,111,979	\$11,897,667	\$306,009,646
Positions	188	86	182	185	0	185
Motor Vehicles	1	1	1	1	0	1

DEPARTMENT OF EARLY CARE AND LEARNING

PROGRAM BUDGET SUMMARY - FISCAL YEAR 2007

Program Budgets	FY 2006 Current Budget			FY 2007 Governor's Recommendations		
	State Funds	Federal and Other Funds	Total	State Funds	Federal and Other Funds	Total
Child Care Services	\$4,030,671	\$3,590,255	\$7,620,926	\$4,056,199	\$3,609,020	\$7,665,219
Nutrition		88,000,835	88,000,835		90,000,835	90,000,835
Pre-Kindergarten	290,081,308	667,823	290,749,131	301,953,447	667,823	302,621,270
Quality Initiatives		18,370,146	18,370,146		22,370,146	22,370,146
TOTAL FUNDS	\$294,111,979	\$110,629,059	\$404,741,038	\$306,009,646	\$116,647,824	\$422,657,470

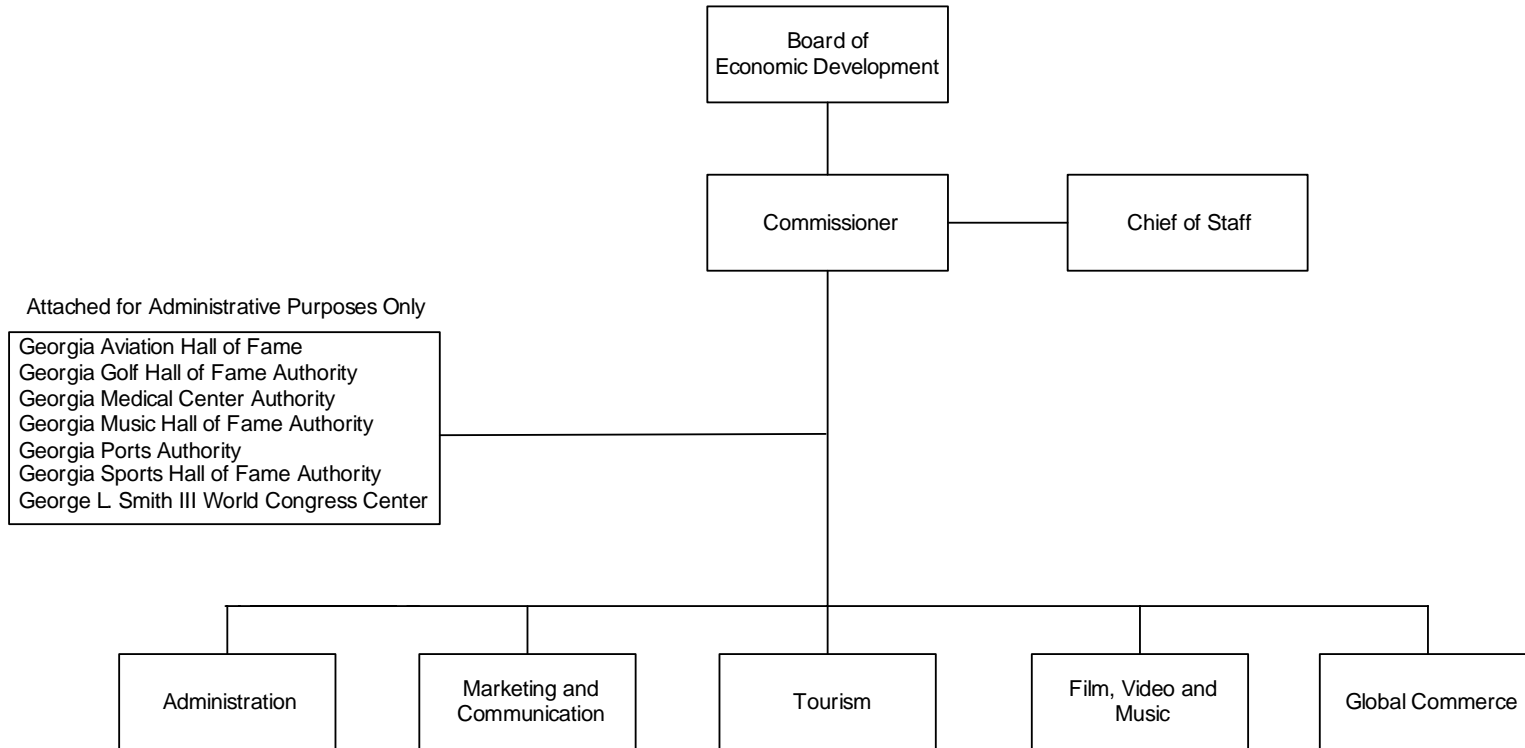
DEPARTMENT OF EARLY CARE AND LEARNING

BUDGET SUMMARY - FISCAL YEAR 2007

Governor's Recommended Adjustments to the Current Budget	Amounts
FY 2006 STATE GENERAL FUND APPROPRIATIONS	\$4,030,671
1. Annualize the cost of the FY 2006 salary adjustment (\$35,981) and provide for a salary increase in FY 2007 of up to 4% effective January 1, 2007 (\$60,640).	\$96,621
2. Increase funds to reflect an adjustment in the employer share of State Health Benefit Plan premiums from 14.20% to 16.713%.	58,141
3. Increase funds to reflect an adjustment in the Workers' Compensation premiums.	14,706
4. Eliminate contract in the Child Care Services program.	(165,000)
5. Provide funds in per diem and fees (\$5,460) and travel (\$15,600) in the Child Care Services program for a new Board of Directors for the Department of Early Care and Learning.	21,060
6. Adjust program budgets and object classes to reflect actual budgets.	Yes
TOTAL NET STATE GENERAL FUND ADJUSTMENTS	\$25,528
TOTAL STATE GENERAL FUNDS RECOMMENDED	\$4,056,199
FY 2006 LOTTERY FUNDS APPROPRIATIONS	\$290,081,308
1. Annualize the cost of the FY 2006 salary adjustment (\$24,222) and provide for a 4% salary increase for Pre-K teachers effective September 1, 2006 and up to 4% for lottery-funded staff effective January 1, 2007 (\$5,965,254).	\$5,989,476
2. Increase funds to reflect an adjustment in the employer share of State Health Benefit Plan premiums from 14.20% to 16.713%.	
3. Transfer \$90,000 from contracts to personal services to increase salaries for certified Pre-Kindergarten consultants to make them more comparable to the state teacher salary schedule in the Pre-Kindergarten program.	Yes
4. Expand the Work Sampling System Assessment statewide to improve the evaluation of Pre-Kindergarten students' progress throughout the year in the Pre-Kindergarten program.	816,898
5. Increase Pre-Kindergarten grants to fund 1,000 additional slots, bringing total Pre-K enrollment to 75,000 in the Pre-Kindergarten program.	5,065,765
TOTAL NET LOTTERY FUNDS ADJUSTMENTS	\$11,872,139
TOTAL LOTTERY FUNDS RECOMMENDED	\$301,953,447
TOTAL STATE GENERAL FUNDS RECOMMENDED	\$306,009,646

DEPARTMENT OF ECONOMIC DEVELOPMENT

ORGANIZATIONAL CHART



DEPARTMENT OF ECONOMIC DEVELOPMENT

Roles and Responsibilities:

The Department of Economic Development administers programs that promote and encourage the development of tourism and business in the state.

RECRUITMENT, EXPANSION AND RETENTION

The Global Commerce Division promotes Georgia as a location for domestic and international businesses by: providing accurate information on such topics as wages, labor availability and taxes; accompanying industry officials on tours of communities for prospective industrial development; and supporting local communities' business development programs. The division also encourages the continued prosperity of existing Georgia companies in partnership with local and state officials. It assists companies with business expansions to advance the creation of new jobs and investment.

The department provides staff support to the Georgia Allies, a public-private marketing partnership targeting industries that build on Georgia's competitive strengths and position the state well in the economy of the 21st century.

INTERNATIONAL RELATIONS AND TRADE

The Global Commerce Division promotes the sale of Georgia products and services to customers abroad and coordinates all facets of international trade and export in the state. Through the U.S. Export Assistance Center, staff assist small and medium-sized businesses involved in exporting with trade leads, market analysis, trade shows and identification of financial assistance options. Trade

assistance is furthered through contracts with international representatives in key markets for Georgia businesses. The division also coordinates the operations of the overseas offices in Europe and Asia, which are primarily responsible for business recruitment.

ENTREPRENEUR AND SMALL BUSINESS DEVELOPMENT

Through a three-pronged effort, the Global Commerce Division provides strategies and services that target: 1) entrepreneurs and small businesses, 2) communities, and 3) other state agencies with the goal of encouraging entrepreneurship and small business development around the state.

Procurement assistance, outreach, and the Governor's Mentor Protégé Program are available directly to entrepreneurs and small businesses. To help communities develop an entrepreneur and small business strategy, staff have developed a five-step program that upon successful completion leads to a community's designation as "entrepreneur friendly." The division also leads the Georgia Entrepreneur and Small Business Coordinating Network, created to promote interagency collaboration as well as awareness among state service providers of the full spectrum of state resources available to entrepreneurs and small businesses.

FILM, VIDEO AND MUSIC

The Film, Video and Music Office develops and promotes the state's film, television, commercial production, multimedia and recording industries. The office actively pursues film

prospects through direct mail, prospect visits, advertising and trade show participation. Staff provide on-location assistance to production companies and coordinate the filming needs of companies with other state agencies and local governments. The office also promotes Georgia as a recording destination to music producers and artists and provides assistance to recording companies, recording studios, publishers, artists and artist management.

TOURISM

Through marketing and information services, the Tourism Division works to increase the number of people who choose Georgia as a vacation destination. Regional tourism representatives assist local and regional tourism associations in the development of effective tourism programs. The division is also responsible for ensuring that the state's 11 visitor information centers are operated in a manner that encourages visitors to return to Georgia.

The department plays a leadership role in and provides staff support to the Tourism Foundation, a public-private partnership charged with coordinating Georgia's tourism marketing efforts. The foundation is responsible for pooling the state's tourism marketing resources and leveraging the private sector to support the growth of tourism statewide.

AUTHORITY

Title 50-7 of the Official Code of Georgia Annotated.

DEPARTMENT OF ECONOMIC DEVELOPMENT

DEPARTMENT BUDGET FINANCIAL SUMMARY BY PROGRAM - FISCAL YEAR 2007

Program / Fund Sources	FY 2007 Agency Request Total	FY 2007 Governor's Recommendation						Total
		FY 2006 Current Budget	Redistribution	Reductions	Enhancements	Other Adjustments	Total Changes	
Administration								
State General Funds	\$6,869,635	\$6,213,661	\$47,317			\$162,968	\$210,285	\$6,423,946
Total	6,869,635	6,213,661	47,317			162,968	210,285	6,423,946
Business Recruitment and Expansion								
State General Funds	6,907,072	6,783,664	(34,395)		\$182,260	146,396	294,261	7,077,925
Total	6,907,072	6,783,664	(34,395)		182,260	146,396	294,261	7,077,925
Film, Video and Music								
State General Funds	984,492	1,012,337	(118,000)		85,969	16,372	(15,659)	996,678
Total	984,492	1,012,337	(118,000)		85,969	16,372	(15,659)	996,678
Innovation and Technology								
State General Funds	1,584,914	1,563,914	(50,000)		1,066,130	19,047	1,035,177	2,599,091
Total	1,584,914	1,563,914	(50,000)		1,066,130	19,047	1,035,177	2,599,091
International Relations and Trade								
State General Funds	2,020,722	2,056,980	(45,000)			34,190	(10,810)	2,046,170
Total	2,020,722	2,056,980	(45,000)			34,190	(10,810)	2,046,170
Music Hall of Fame								
Other Funds		767,039	(767,039)				(767,039)	0
State General Funds	787,353							
Total	787,353	767,039	(767,039)				(767,039)	0

DEPARTMENT OF ECONOMIC DEVELOPMENT

DEPARTMENT BUDGET FINANCIAL SUMMARY BY PROGRAM - FISCAL YEAR 2007

Program / Fund Sources	FY 2007 Agency Request Total	FY 2007 Governor's Recommendation						Total
		FY 2006 Current Budget	Redistribution	Reductions	Enhancements	Other Adjustments	Total Changes	
Small and Minority Business Development								
Other Funds	20,244	20,244						20,244
State General Funds	938,227	924,154	(59,922)		66,130	29,392	35,600	959,754
Total	958,471	944,398	(59,922)		66,130	29,392	35,600	979,998
Tourism								
State General Funds	11,072,695	11,096,169	260,000	(98,778)	79,356	125,823	366,401	11,462,570
Total	11,072,695	11,096,169	260,000	(98,778)	79,356	125,823	366,401	11,462,570
<u>ATTACHED AGENCIES AND AUTHORITIES:</u>								
Payments to Georgia Aviation Hall of Fame								
State General Funds	75,000	50,000						50,000
Total	75,000	50,000						50,000
Payments to Georgia Golf Hall of Fame Authority								
State General Funds	158,685	58,685						58,685
Total	158,685	58,685						58,685
Payments to Georgia Medical Center Authority								
State General Funds	405,000	250,000						250,000
Total	405,000	250,000						250,000
Payments to Georgia Music Hall of Fame Authority								
State General Funds		767,039		(15,341)	42,322	20,050	47,031	814,070
Total		767,039		(15,341)	42,322	20,050	47,031	814,070

DEPARTMENT OF ECONOMIC DEVELOPMENT

DEPARTMENT BUDGET FINANCIAL SUMMARY BY PROGRAM - FISCAL YEAR 2007

Program / Fund Sources	FY 2007 Agency Request Total	FY 2007 Governor's Recommendation						Total Changes	Total
		FY 2006 Current Budget	Redistribution	Reductions	Enhancements	Other Adjustments			
Payments to Georgia Sports Hall of Fame Authority									
State General Funds	743,252	725,060					16,835	16,835	741,895
Total	743,252	725,060					16,835	16,835	741,895
TOTAL FUNDS	\$32,567,291	\$32,288,946	(\$767,039)	(\$114,119)	\$1,522,167	\$571,073	\$1,212,082	\$33,501,028	
<u>Less:</u>									
Other Funds	\$20,244	\$787,283	(\$767,039)				(\$767,039)	\$20,244	
State General Funds	\$32,547,047	\$31,501,663		(\$114,119)	\$1,522,167	\$571,073	\$1,979,121	\$33,480,784	
TOTAL STATE FUNDS	\$32,547,047	\$31,501,663	\$0	(\$114,119)	\$1,522,167	\$571,073	\$1,979,121	\$33,480,784	

DEPARTMENT OF ECONOMIC DEVELOPMENT

DEPARTMENT BUDGET FINANCIAL SUMMARY BY OBJECT CLASS - FISCAL YEAR 2007

Object Classes / Fund Sources	FY 2007 Agency Request Total	FY 2004 Expenditures	FY 2005 Expenditures	FY 2007 Governor's Recommendation		
				FY 2006 Current Budget	Changes	Total
Personal Services	\$14,456,245	\$11,931,388	\$11,595,042	\$13,790,754	\$477,305	\$14,268,059
Regular Operating Expenses	1,518,294	1,239,753	1,204,168	1,533,635	(221,335)	1,312,300
Travel	585,543	551,820	538,152	585,543	(6,187)	579,356
Motor Vehicle Purchases	65,000					
Equipment	103,197	15,568	24,097	28,197	(7,500)	20,697
Computer Charges	433,225	370,721	716,364	433,225	(9,253)	423,972
Real Estate Rentals	845,026	766,012	194,456	845,026		845,026
Telecommunications	445,727	316,845	337,970	445,727	(15,056)	430,671
Per Diem and Fees	26,000	19,020	14,996	26,000	(11,000)	15,000
Contracts	1,031,781	1,236,435	1,589,272	981,781	962,668	1,944,449
Local Welcome Center Contracts	214,263	236,800	235,600	214,263	(21,426)	192,837
Marketing	11,461,053	8,549,149	9,052,100	11,554,011		11,554,011
Georgia Ports Authority Lease Rentals		11,154,653				
Waterway Development in Georgia		48,750				
Payments to Georgia Aviation Hall of Fame	75,000			50,000		50,000
Payments to Georgia Golf Hall of Fame Authority	158,685			58,685		58,685
Payments to Georgia Medical Center Authority	405,000			250,000		250,000
Payments to Georgia Music Hall of Fame Authority				767,039	47,031	814,070
Payments to Georgia Sports Hall of Fame Authority	743,252			725,060	16,835	741,895
TOTAL FUNDS	\$32,567,291	\$36,436,914	\$25,502,217	\$32,288,946	\$1,212,082	\$33,501,028
<u>Less:</u>						
Other Funds	\$20,244		\$100,000	\$787,283	(\$767,039)	\$20,244
State General Funds	\$32,547,047	\$36,436,914	\$25,402,217	\$31,501,663	\$1,979,121	\$33,480,784
TOTAL STATE FUNDS	\$32,547,047	\$36,436,914	\$25,402,217	\$31,501,663	\$1,979,121	\$33,480,784
Positions	222	201	191	221	2	223
Motor Vehicles	11	11	11	11		11

DEPARTMENT OF ECONOMIC DEVELOPMENT

PROGRAM BUDGET SUMMARY - FISCAL YEAR 2007

Program Budgets	FY 2006 Current Budget			FY 2007 Governor's Recommendations		
	State Funds	Federal and Other Funds	Total	State Funds	Federal and Other Funds	Total
Administration	\$6,213,661		\$6,213,661	\$6,423,946		\$6,423,946
Business Recruitment and Expansion	6,783,664		6,783,664	7,077,925		7,077,925
Film, Video and Music	1,012,337		1,012,337	996,678		996,678
Innovation and Technology	1,563,914		1,563,914	2,599,091		2,599,091
International Relations and Trade	2,056,980		2,056,980	2,046,170		2,046,170
Music Hall of Fame		\$767,039	767,039			0
Small and Minority Business Development	924,154	20,244	944,398	959,754	\$20,244	979,998
Tourism	11,096,169		11,096,169	11,462,570		11,462,570
Subtotal	<u>\$29,650,879</u>	<u>\$787,283</u>	<u>\$30,438,162</u>	<u>\$31,566,134</u>	<u>\$20,244</u>	<u>\$31,586,378</u>
 <u>ATTACHED AGENCIES AND AUTHORITIES:</u>						
Payments to Georgia Aviation Hall of Fame	\$50,000		\$50,000	\$50,000		\$50,000
Payments to Georgia Golf Hall of Fame Authority	58,685		58,685	58,685		58,685
Payments to Georgia Medical Center Authority	250,000		250,000	250,000		250,000
Payments to Georgia Music Hall of Fame Authority	767,039		767,039	814,070		814,070
Payments to Georgia Sports Hall of Fame Authority	725,060		725,060	741,895		741,895
Subtotal	<u>\$1,850,784</u>	<u>\$0</u>	<u>\$1,850,784</u>	<u>\$1,914,650</u>	<u>\$0</u>	<u>\$1,914,650</u>
 TOTAL FUNDS	<u>\$31,501,663</u>	<u>\$787,283</u>	<u>\$32,288,946</u>	<u>\$33,480,784</u>	<u>\$20,244</u>	<u>\$33,501,028</u>

DEPARTMENT OF ECONOMIC DEVELOPMENT

BUDGET SUMMARY - FISCAL YEAR 2007

Governor's Recommended Adjustments to the Current Budget	Amounts
--	---------

FY 2006 STATE GENERAL FUND APPROPRIATIONS **\$31,501,663**

Department of Economic Development

1. Annualize the cost of the FY 2006 salary adjustment (\$133,511) and provide for a salary increase in FY 2007 of up to 4% effective January 1, 2007 (\$132,932).	\$266,443
2. Increase funds to reflect an adjustment in the employer share of State Health Benefit Plan premiums from 14.20% to 16.713%.	255,734
3. Increase funds to reflect an adjustment in the Workers' Compensation premiums.	12,011
4. Realign staff and personal services to reflect agency reorganization efforts, transferring funds to the Administration (\$47,317) and Tourism (\$260,000) programs from the Business, Recruitment and Expansion (\$34,395), Film, Video and Music (\$118,000), Innovation and Technology (\$50,000), International Relations and Trade (\$45,000) and Small and Minority Business (\$59,922) programs.	Yes
5. Correct overstatement of funds by eliminating the Music Hall of Fame program (\$767,039 in Other Funds) to properly reflect funds in the Georgia Music Hall of Fame Authority.	Yes
6. Reduce pass-thru funding for local welcome centers by 10% (Bainbridge - \$9,832; local welcome center grant program - \$21,426), continuing the phase-out of state funds.	(31,258)
7. Reduce funding for the Sylvania visitor center by 10% from \$150,205 to \$135,185 and develop a plan for phasing out state funding.	(15,020)
8. Eliminate pass-thru funding for the Historic Chattahoochee Commission.	(52,500)
9. Increase the department's capacity to grow jobs for Georgians by funding 1 new position and 5 vacant positions: 1 consumer sales manager for the Tourism program (new position - \$66,130); 1 project manager for the Innovation and Technology program (\$79,356); 2 regional project managers in the Regional Existing Business/Entrepreneurial Developments subprogram of the Business Recruitment and Expansion program (\$132,260); 1 mentor protégé associate in the Small and Minority Business Development program (\$66,130); and 1 multimedia/new media specialist in the Film, Video and Music program (\$85,969).	429,845
10. Expand international trade and recruitment activities by increasing funding for contracts in the Business Recruitment and Expansion program to hire a contractor to focus on Southern Europe (\$35,000) and to cover costs of trade missions (\$15,000).	50,000
11. Provide funding to the Innovation and Technology program for a bioscience collaboration project to identify and design public/private partnering opportunities that will leverage private funding to stimulate bioscience industry growth in Georgia.	1,000,000
Subtotal	\$1,915,255

ATTACHED AGENCIES AND AUTHORITIES:

Payments to Georgia Music Hall of Fame Authority

1. Annualize the cost of the FY 2006 salary adjustment (\$4,973) and provide a salary increase in FY 2007 of up to 4% effective January 1, 2007 (\$4,950).	\$9,923
2. Increase funds to reflect an adjustment in the employer share of State Health Benefit Plan premiums from 14.20% to 16.713%.	9,526
3. Increase funds to reflect an adjustment in the Workers' Compensation premiums.	601

DEPARTMENT OF ECONOMIC DEVELOPMENT

BUDGET SUMMARY - FISCAL YEAR 2007

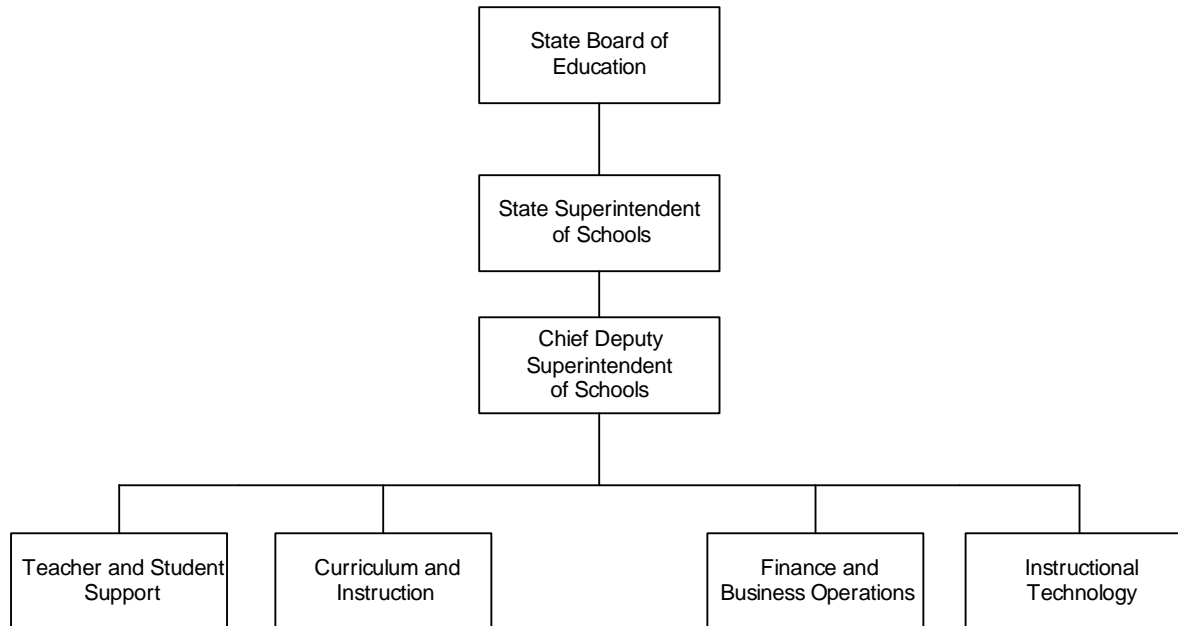
Governor's Recommended Adjustments to the Current Budget	Amounts
4. Redirect \$15,341 from repairs and maintenance to personal services and provide additional funds for 1 new position to manage and expand the volunteer program (total position cost: \$42,322).	26,981
Subtotal	\$47,031
Payments to Georgia Sports Hall of Fame Authority	
1. Annualize the cost of the FY 2006 salary adjustment (\$3,691) and provide for a salary increase in FY 2007 of up to 4% effective January 1, 2007 (\$4,265).	\$7,956
2. Increase funds to reflect an adjustment in the employer share of State Health Benefit Plan premiums from 14.20% to 16.713%.	8,205
3. Increase funds to reflect an adjustment in the Workers' Compensation premiums.	674
Subtotal	\$16,835
TOTAL NET STATE GENERAL FUND ADJUSTMENTS	\$1,979,121
TOTAL STATE GENERAL FUNDS RECOMMENDED	\$33,480,784

CAPITAL OUTLAY SUMMARY - FISCAL YEAR 2007

	<u>Yr.</u>	<u>Principal</u>	<u>Debt Service</u>
Department of Economic Development			
1. Provide funding for the Columbus Trade Center.	20	\$11,000,000	\$939,730
Georgia Ports Authority			
1. Complete construction of the Container Berth 8 project in Savannah.	20	\$15,900,000	\$1,358,337
2. Complete construction of the deepening of the Brunswick harbor.	20	3,200,000	273,376
Subtotal		\$19,100,000	\$1,631,713
Georgia World Congress Center			
1. Fund various facility renovation projects.	20	\$5,425,000	\$463,458
TOTAL		\$35,525,000	\$3,034,901
STATE GENERAL FUNDS			\$36,515,685

STATE BOARD OF EDUCATION

ORGANIZATIONAL CHART



DEPARTMENT OF EDUCATION

Roles and Responsibilities:

The State Board of Education establishes policies that the Georgia Department of Education administers under the direction of the State Superintendent of Schools. The department disburses state education funds, provides technical assistance and support services to local school systems, operates three state schools for hearing- and visually-impaired students, and provides intensive assistance to local schools identified by the Office of Student Achievement.

There are 180 school systems in the state operating more than 2,000 schools. These schools are primarily funded through the Quality Basic Education (QBE) formula - a partnership between the state and local school systems that provides more than \$7 billion in funding for education.

STUDENT LEARNING AND ACHIEVEMENT

The Department of Education provides leadership in developing and implementing the new curriculum, and the Georgia Performance Standards for elementary, middle and secondary students. In addition to providing funds for daily instruction, the Department of Education also administers a number of support services for students in need of additional services. These services include a program for handicapped preschool children, tuition for the multi-handicapped and funding for the Severely Emotionally Disturbed (SED) network.

In an effort to expand educational opportunities for all students in Georgia, the Department of Education opened the Georgia Virtual School in 2005. The Georgia Virtual School provides a number of core curriculum, foreign language, business electives and Advanced Placement (AP) courses online for public, private and home school students.

The Department of Education also provides resources for students preparing for the Scholastic Assessment Test (SAT). The department provides funding for high school sophomores to take the Preliminary Scholastic Assessment Test (PSAT). An additional resource for SAT preparation was added in FY 2006. The department now provides an online SAT prep class for public high school students. The online tool allows students to take practice tests and quizzes that identifies the students' strengths and weaknesses and helps them prepare for the SAT.

SUPPORTING LOCAL SCHOOL SYSTEMS

The department administers funds and provides technical assistance for school improvement. School Improvement Teams serve five statewide regions and provide intensive, targeted support and additional resources for schools and school systems not meeting Adequate Yearly Progress (AYP) under the federal No Child Left Behind (NCLB) Act - particularly schools that have not made AYP for two or more years and are in Needs Improvement (NI) status. The school

improvement program offers a wide array of services ranging from professional development, analysis and planning, and implementation strategies for schools not meeting the standards.

In addition, the State Board oversees the 13 Educational Technology Training Centers (ETTCs) that provide high-quality, low-cost, convenient access to educational technology and training for local school systems. This additional technological support empowers teachers to incorporate modern technology into the teaching and learning process.

The Department of Education also provides funding and support for many state and federal grant programs including: Title I - Improving Basic Programs; Title II-A Improving Teacher Quality; Reading First; Migrant Education; Pupil Transportation; Equalization; and Career, Technical and Agricultural Education.

AUTHORITY

Title 20 of the Official Code of Georgia Annotated.

STATE BOARD OF EDUCATION

DEPARTMENT BUDGET FINANCIAL SUMMARY BY PROGRAM - FISCAL YEAR 2007

Program / Fund Sources	FY 2007 Agency Request Total	FY 2007 Governor's Recommendation					Total Changes	Total
		FY 2006 Current Budget	Redistribution	Reductions	Enhancements	Other Adjustments		
Academic Coach								
State General Funds	\$3,621,149	\$3,899,132	(\$200,000)	(\$66,000)	\$2,467,578		\$2,201,578	\$6,100,710
Total	3,621,149	3,899,132	(200,000)	(66,000)	2,467,578		2,201,578	6,100,710
Agricultural Education								
Federal Funds	126,577	126,577						126,577
Other Funds	450,000	450,000						450,000
State General Funds	7,302,033	7,423,422				\$685,237	685,237	8,108,659
Total	7,878,610	7,999,999				685,237	685,237	8,685,236
Central Office								
Federal Funds	38,180,833	38,180,833						38,180,833
Other Funds	6,899,025	6,899,025						6,899,025
State General Funds	34,679,700	34,924,681		(762,493)		1,465,557	703,064	35,627,745
Total	79,759,558	80,004,539		(762,493)		1,465,557	703,064	80,707,603
Charter Schools								
Federal Funds	6,729,711	6,729,711						6,729,711
State General Funds	754,789	770,193						770,193
Total	7,484,500	7,499,904						7,499,904
Classroom Supplies								
State General Funds					10,000,000		10,000,000	10,000,000
Total					10,000,000		10,000,000	10,000,000
Communities in School								
State General Funds	1,294,211	1,320,623						1,320,623
Total	1,294,211	1,320,623						1,320,623
Curriculum Development								
State General Funds	1,739,336	1,774,833	(500,000)				(500,000)	1,274,833
Total	1,739,336	1,774,833	(500,000)				(500,000)	1,274,833

STATE BOARD OF EDUCATION

DEPARTMENT BUDGET FINANCIAL SUMMARY BY PROGRAM - FISCAL YEAR 2007

Program / Fund Sources	FY 2007 Agency Request Total	FY 2007 Governor's Recommendation					Total Changes	Total
		FY 2006 Current Budget	Redistribution	Reductions	Enhancements	Other Adjustments		
Education GO Get It								
State General Funds					977,905		977,905	977,905
Total					977,905		977,905	977,905
Equalization								
State General Funds	371,657,510	371,657,510			55,365,016		55,365,016	427,022,526
Total	371,657,510	371,657,510			55,365,016		55,365,016	427,022,526
Federal Programs								
Federal Funds	817,561,039	817,561,039						817,561,039
Total	817,561,039	817,561,039						817,561,039
Foreign Language								
State General Funds	1,559,040	1,590,857						1,590,857
Total	1,559,040	1,590,857						1,590,857
Georgia Learning Resources System								
Federal Funds	5,117,573	5,117,573						5,117,573
Total	5,117,573	5,117,573						5,117,573
Georgia Virtual School								
State General Funds	2,157,300	1,385,000			800,000	3,734	803,734	2,188,734
Total	2,157,300	1,385,000			800,000	3,734	803,734	2,188,734
Georgia Youth Science and Technology Centers								
State General Funds	675,419	689,203						689,203
Total	675,419	689,203						689,203
Governor's Honors Program								
State General Funds	1,388,408	1,416,743				1,480	1,480	1,418,223
Total	1,388,408	1,416,743				1,480	1,480	1,418,223

STATE BOARD OF EDUCATION

DEPARTMENT BUDGET FINANCIAL SUMMARY BY PROGRAM - FISCAL YEAR 2007

Program / Fund Sources	FY 2007 Agency Request Total	FY 2007 Governor's Recommendation					Total Changes	Total
		FY 2006 Current Budget	Redistribution	Reductions	Enhancements	Other Adjustments		
High Performing Principals								
State General Funds					3,000,000		3,000,000	3,000,000
Total					<u>3,000,000</u>		<u>3,000,000</u>	<u>3,000,000</u>
High School Completion Counselors								
State General Funds					21,175,000		21,175,000	21,175,000
Total					<u>21,175,000</u>		<u>21,175,000</u>	<u>21,175,000</u>
IT Services								
State General Funds	7,346,619	7,496,550			(79,231)		(79,231)	7,417,319
Total	<u>7,346,619</u>	<u>7,496,550</u>			<u>(79,231)</u>		<u>(79,231)</u>	<u>7,417,319</u>
Local Five Mill Share								
State General Funds	(1,335,476,389)	(1,335,476,389)			(104,786,117)		(104,786,117)	(1,440,262,506)
Total	<u>(1,335,476,389)</u>	<u>(1,335,476,389)</u>			<u>(104,786,117)</u>		<u>(104,786,117)</u>	<u>(1,440,262,506)</u>
National Board Certification								
State General Funds	10,817,274	11,038,035						11,038,035
Total	<u>10,817,274</u>	<u>11,038,035</u>						<u>11,038,035</u>
National Science Center and Foundation								
State General Funds	1,388,415	1,416,750						1,416,750
Total	<u>1,388,415</u>	<u>1,416,750</u>						<u>1,416,750</u>
Non-QBE Programs								
State General Funds	7,534,901	7,688,674			(250,000)		(250,000)	7,438,674
Total	<u>7,534,901</u>	<u>7,688,674</u>			<u>(250,000)</u>		<u>(250,000)</u>	<u>7,438,674</u>

STATE BOARD OF EDUCATION

DEPARTMENT BUDGET FINANCIAL SUMMARY BY PROGRAM - FISCAL YEAR 2007

Program / Fund Sources	FY 2007 Agency Request Total	FY 2007 Governor's Recommendation					Total Changes	Total
		FY 2006 Current Budget	Redistribution	Reductions	Enhancements	Other Adjustments		
Nutrition								
Federal Funds	188,375,722	188,375,722						188,375,722
State General Funds	35,297,240	36,017,592				1,506,292	1,506,292	37,523,884
Total	223,672,962	224,393,314				1,506,292	1,506,292	225,899,606
Preschool Handicapped								
State General Funds	23,576,799	24,008,490				2,462,629	2,462,629	26,471,119
Total	23,576,799	24,008,490				2,462,629	2,462,629	26,471,119
Principal Supplements								
State General Funds	5,253,902	5,361,125						5,361,125
Total	5,253,902	5,361,125						5,361,125
Pupil Transportation								
State General Funds	155,186,797	158,353,875			5,000,000	3,098,255	8,098,255	166,452,130
Total	155,186,797	158,353,875			5,000,000	3,098,255	8,098,255	166,452,130
QBE Program								
State General Funds	6,691,181,942	6,677,381,942			367,145,768	371,781,789	738,927,557	7,416,309,499
Total	6,691,181,942	6,677,381,942			367,145,768	371,781,789	738,927,557	7,416,309,499
RESA								
State General Funds	11,400,358	11,473,253		(229,465)		489,218	259,753	11,733,006
Total	11,400,358	11,473,253		(229,465)		489,218	259,753	11,733,006
School Improvement								
Other Funds	100,000	100,000						100,000
State General Funds	11,403,503	11,636,228	(1,000,000)				(1,000,000)	10,636,228
Total	11,503,503	11,736,228	(1,000,000)				(1,000,000)	10,736,228

STATE BOARD OF EDUCATION

DEPARTMENT BUDGET FINANCIAL SUMMARY BY PROGRAM - FISCAL YEAR 2007

Program / Fund Sources	FY 2007 Agency Request Total	FY 2007 Governor's Recommendation					Total Changes	Total
		FY 2006 Current Budget	Redistribution	Reductions	Enhancements	Other Adjustments		
School Nurses								
Other Funds	30,000,000	30,000,000			(30,000,000)		(30,000,000)	0
Tobacco Settlement Funds					30,000,000		30,000,000	30,000,000
Total	30,000,000	30,000,000			0		0	30,000,000
Severely Emotionally Disturbed (SED)								
Federal Funds	7,724,112	7,724,112						7,724,112
State General Funds	63,516,488	64,684,683				3,149,783	3,149,783	67,834,466
Total	71,240,600	72,408,795				3,149,783	3,149,783	75,558,578
State Interagency Transfers								
Federal Funds	18,888,697	18,888,697						18,888,697
State General Funds	251,591,693	251,591,693						251,591,693
Total	270,480,390	270,480,390						270,480,390
State Reading and Math Program								
State General Funds	26,119,715	26,652,770						26,652,770
Total	26,119,715	26,652,770						26,652,770
State Schools								
Other Funds	932,715	932,715						932,715
State General Funds	18,497,816	18,875,323				1,323,270	1,323,270	20,198,593
Total	19,430,531	19,808,038				1,323,270	1,323,270	21,131,308
Technology/Career Education								
Federal Funds	20,606,546	20,606,546						20,606,546
Other Funds	4,009,567	4,009,567						4,009,567
State General Funds	15,018,190	15,256,641				697,745	697,745	15,954,386
Total	39,634,303	39,872,754				697,745	697,745	40,570,499

STATE BOARD OF EDUCATION

DEPARTMENT BUDGET FINANCIAL SUMMARY BY PROGRAM - FISCAL YEAR 2007

Program / Fund Sources	FY 2007 Agency Request Total	FY 2007 Governor's Recommendation						Total Changes	Total
		FY 2006 Current Budget	Redistribution	Reductions	Enhancements	Other Adjustments			
Testing									
Federal Funds	9,704,191	9,704,191							9,704,191
State General Funds	21,394,632	17,709,829	1,700,000		1,800,000		3,500,000	21,209,829	
Total	31,098,823	27,414,020	1,700,000		1,800,000		3,500,000	30,914,020	
Tuition for the Multi-Handicapped									
State General Funds	1,625,682	1,658,859						1,658,859	
Total	1,625,682	1,658,859						1,658,859	
TOTAL FUNDS	\$7,604,910,780	\$7,595,084,428	\$0	(\$1,387,189)	\$362,945,150	\$386,664,989	\$748,222,950	\$8,343,307,378	
<u>Less:</u>									
Federal Funds	\$1,113,015,001	\$1,113,015,001						\$1,113,015,001	
Other Funds	42,391,307	42,391,307			(\$30,000,000)		(\$30,000,000)	12,391,307	
Subtotal	\$1,155,406,308	\$1,155,406,308	\$0	\$0	(\$30,000,000)	\$0	(\$30,000,000)	\$1,125,406,308	
State General Funds	\$6,449,504,472	\$6,439,678,120		(\$1,387,189)	\$362,945,150	\$386,664,989	\$748,222,950	\$7,187,901,070	
Tobacco Settlement Funds					30,000,000		30,000,000	30,000,000	
TOTAL STATE FUNDS	\$6,449,504,472	\$6,439,678,120	\$0	(\$1,387,189)	\$392,945,150	\$386,664,989	\$778,222,950	\$7,217,901,070	

STATE BOARD OF EDUCATION

DEPARTMENT BUDGET FINANCIAL SUMMARY BY OBJECT CLASS - FISCAL YEAR 2007

Object Classes / Fund Sources	FY 2007 Agency Request Total	FY 2004 Expenditures	FY 2005 Expenditures	FY 2007 Governor's Recommendations		
				FY 2006 Current Budget	Changes	Total
Personal Services	\$55,266,846	\$37,760,666	\$40,439,928	\$55,555,878	\$2,439,198	\$57,995,076
Regular Operating Expenses	10,324,480	5,281,719	11,149,097	10,580,256	583,188	11,163,444
Travel	1,733,924	807,098	1,265,065	1,728,924	5,000	1,733,924
Motor Vehicle Purchases						
Equipment	223,103	46,037	49,525	223,103		223,103
Computer Charges	12,893,307	18,275,685	12,295,964	13,076,394	(183,087)	12,893,307
Real Estate Rentals	1,193,504	1,169,645	1,156,401	1,193,504	149,924	1,343,428
Telecommunications	859,420	719,160	600,713	859,420		859,420
Per Diem and Fees	6,818,424	2,872,254	2,873,237	6,404,424	441,700	6,846,124
Contracts	28,768,913	17,756,490	16,411,677	24,954,205	(471,701)	24,482,504
Capital Outlay						
Utilities	771,396	799,895	757,488	771,396		771,396
QBE Formula Grants:						
Kindergarten/Grades 1-3	1,830,948,258	1,701,449,206	1,746,714,499	1,830,948,258	62,685,698	1,893,633,956
Grades 4-8	1,645,651,363	1,558,843,885	1,568,914,127	1,645,651,363	6,193,952	1,651,845,315
Grades 9-12	837,795,930	760,946,059	799,396,679	837,795,930	39,570,390	877,366,320
Vocational Education Laboratories	222,402,854	202,217,533	213,020,019	222,402,854	6,397,458	228,800,312
Special Education	871,953,738	793,709,927	831,601,087	871,953,738	43,669,413	915,623,151
Gifted	214,291,485	191,525,578	204,124,464	214,291,485	21,326,281	235,617,766
Remedial Education	21,815,834	22,048,886	20,816,983	21,815,834	2,367,823	24,183,657
Limited English-Speaking Students	81,830,295	70,181,744	77,913,970	81,830,295	6,244,327	88,074,622
Alternative Programs	76,540,425	72,301,580	72,963,054	76,540,425	1,791,850	78,332,275
Additional Instruction	54,552,504	46,869,079	48,356,585	50,752,504	2,203,425	52,955,929
Staff and Professional Development	42,837,833	31,146,339	31,984,312	32,837,833	940,874	33,778,707
Media	160,004,070	148,678,213	153,108,562	160,004,070	4,871,899	164,875,969
Indirect Cost	963,392,455	920,705,498	943,561,277	963,392,455	26,230,077	989,622,532
Mid-Term Adjustment		23,404,627	21,636,338			
Teacher Salary Schedule Adjustment					216,761,619	216,761,619
Teachers' Health Insurance					134,507,684	134,507,684
Temporary QBE Reduction	(332,835,102)	(283,478,659)	(332,838,099)	(332,835,102)	163,164,787	(169,670,315)
Local Five Mill Share	(1,335,476,389)	(1,206,225,204)	(1,263,578,711)	(1,335,476,389)	(104,786,117)	(1,440,262,506)

STATE BOARD OF EDUCATION

DEPARTMENT BUDGET FINANCIAL SUMMARY BY OBJECT CLASS - FISCAL YEAR 2007

Object Classes / Fund Sources	FY 2007 Agency Request Total	FY 2004 Expenditures	FY 2005 Expenditures	FY 2007 Governor's Recommendations		
				FY 2006 Current Budget	Changes	Total
Other Categorical Grants:						
Pupil Transportation	155,186,797	157,439,881	151,852,510	158,353,875	8,098,255	166,452,130
Equalization Formula	371,657,510	288,182,775	345,166,675	371,657,510	55,365,016	427,022,526
Sparsity Grants	6,225,394	6,261,321	6,341,321	6,352,443		6,352,443
Special Education Low Incidence Grants	810,188	810,249	801,327	826,722		826,722
Non-QBE Grants						
Retirement (H.B. 272 and H.B. 1321)	5,508,750	5,239,852	5,508,750	5,508,750		5,508,750
Health Insurance - Non-Cert. Personnel and Retired Teachers	242,526,070	107,826,070	107,826,070	242,526,070		242,526,070
High School Program - Ag Ed	7,878,610	11,120,713	9,152,057	7,999,999	685,237	8,685,236
High School Program - Tech Ed	35,898,568	37,789,892	37,690,952	36,060,780	697,745	36,758,525
Youth Apprenticeship Grants	3,735,735	4,022,450	3,747,750	3,811,974		3,811,974
High Performing Principals					3,000,000	3,000,000
High School Completion Counselors					21,175,000	21,175,000
Classroom Supplies					10,000,000	10,000,000
Web-based Classroom Accountability Model					800,000	800,000
Release Time Grants	587,149			599,132	2,467,578	3,066,710
Charter Schools	7,484,500	2,953,487	3,769,687	7,499,904		7,499,904
Communities in Schools	1,294,211	1,305,919	1,320,623	1,320,623		1,320,623
Principal Supplements	5,253,902	5,643,290	5,361,125	5,361,125		5,361,125
Internet Access	3,464,309	3,644,339	3,644,339	3,535,009		3,535,009
Grants for School Nurses	30,000,000	30,000,000	30,000,000	30,000,000		30,000,000
National Teacher Certification	10,817,274	5,873,884	8,328,770	11,038,035		11,038,035
Migrant Education	499,319	267,533	267,534	509,509	(250,000)	259,509
Pre-School Handicapped Program	23,576,799	21,881,401	23,501,959	24,008,490	2,462,629	26,471,119
Regional Educational Service Agencies (RESAs)	11,400,358	11,111,515	11,183,730	11,473,253	259,753	11,733,006
School Improvement Teams	11,403,503	11,445,400	11,585,892	11,636,228	(1,000,000)	10,636,228
Severely Emotionally Disturbed (SED)	71,240,600	69,438,970	69,614,254	72,408,795	3,149,783	75,558,578
Special Education in State Institutions	3,556,873	3,396,000	3,445,000	3,556,873		3,556,873
Reading and Math Programs	26,119,715	55,535,547	28,107,965	26,652,770		26,652,770
Student Testing	17,555,632	10,975,646	18,368,090	17,709,829	2,700,000	20,409,829
Tuition for the Multi-Handicapped	1,625,682	1,739,775	1,658,859	1,658,859		1,658,859
School Lunch (State)	35,297,240	36,244,764	35,211,286	36,017,592	1,506,292	37,523,884

STATE BOARD OF EDUCATION

DEPARTMENT BUDGET FINANCIAL SUMMARY BY OBJECT CLASS - FISCAL YEAR 2007

Object Classes / Fund Sources	FY 2007 Agency Request Total	FY 2004 Expenditures	FY 2005 Expenditures	FY 2007 Governor's Recommendations		
				FY 2006 Current Budget	Changes	Total
School Lunch (Federal)	188,375,722	337,327,801	366,658,398	188,375,722		188,375,722
Title I-A Improving Basic Programs	311,537,540	390,055,819	429,252,427	311,537,540		311,537,540
Title I-B Reading First	50,116,464	23,408,941	25,266,707	50,116,464		50,116,464
Title I-C Migrant Education	8,548,626	10,594,970	10,225,431	8,548,626		8,548,626
Title I-D Neglected and Delinquent	2,000,255	2,342,674	1,189,484	2,000,255		2,000,255
Title II Math/Science	4,212,377		2,709,528	4,212,377		4,212,377
Title II-A Improving Teacher Quality	72,520,695	89,245,683	89,615,167	72,520,695		72,520,695
Title II-D Enhancing Education thru Quality	19,170,536	23,130,663	28,601,143	19,170,536		19,170,536
Title III-A English Language	10,629,204	10,677,727	12,428,105	10,629,204		10,629,204
Title IV-A Community Service Grants			1,398,393			
Title IV-B 21st Century Comm. Learning Centers	27,235,252	21,823,689	34,338,685	27,235,252		27,235,252
Title V Innovative Programs	7,410,479	11,575,487	9,181,760	7,410,479		7,410,479
Title VI-A State Assessment	9,704,191	9,428,919	9,428,919	9,704,191		9,704,191
Title VI-B Rural and Low Income	6,946,366	8,235,241	7,963,677	6,946,366		6,946,366
Even Start	6,391,803	7,345,553	7,241,735	6,391,803		6,391,803
Instructional Services for the Handicapped	259,777,567	286,845,135	336,899,092	259,777,567		259,777,567
Comprehensive School Reform	17,222,647	8,426,644	8,546,470	17,222,647		17,222,647
Safe and Drug Free Schools	9,386,637	13,203,368	11,863,482	9,386,637		9,386,637
Education of Homeless Children/Youth	1,851,164	1,983,154	2,263,251	1,851,164		1,851,164
Robert C. Byrd Scholarship	1,212,000	1,180,500	1,212,000	1,212,000		1,212,000
Serve America Program	752,037	469,042	590,802	752,037		752,037
Georgia Learning Resources System (GLRS)	5,117,573	6,266,102	6,860,193	5,117,573		5,117,573
Refugee School Impact	639,390	541,507	448,886	639,390		639,390
Payments of Federal Funds, DTAE	18,888,697	15,300,460	19,530,863	18,888,697		18,888,697
Next Generation School Grants	100,000	109,800	100,000	100,000		100,000
Character Education		89,629				
Student Achievement Grants			7,639,257			
Georgia Virtual School			494,079			
Mentor Teacher		1,158,316	1,098,913			
Pay for Performance		5,702,222	657,400			
PSAT		719,129	754,165			
Advanced Placement		1,608,000	2,632,807			

STATE BOARD OF EDUCATION

DEPARTMENT BUDGET FINANCIAL SUMMARY BY OBJECT CLASS - FISCAL YEAR 2007

Object Classes / Fund Sources	FY 2007 Agency Request Total	FY 2004 Expenditures	FY 2005 Expenditures	FY 2007 Governor's Recommendations		
				FY 2006 Current Budget	Changes	Total
Joint Evening Programs		191,578				
Postsecondary Options		2,381,573				
Computers in the Classroom		1,442				
TOTAL FUNDS	<u>\$7,604,910,780</u>	<u>\$7,321,334,381</u>	<u>\$7,585,241,985</u>	<u>\$7,595,084,428</u>	<u>\$748,222,950</u>	<u>\$8,343,307,378</u>
<u>Less:</u>						
Federal Funds	\$1,113,015,001	\$1,352,698,011	\$1,482,512,153	\$1,113,015,001		\$1,113,015,001
Other Funds	42,391,307	51,654,888	46,242,632	42,391,307	(\$30,000,000)	12,391,307
	<u>\$1,155,406,308</u>	<u>\$1,404,352,899</u>	<u>\$1,528,754,785</u>	<u>\$1,155,406,308</u>	<u>(\$30,000,000)</u>	<u>\$1,125,406,308</u>
State General Funds	\$6,449,504,472	\$5,916,981,482	\$6,056,487,200	\$6,439,678,120	\$748,222,950	\$7,187,901,070
Tobacco Settlement Funds					30,000,000	30,000,000
TOTAL STATE FUNDS	\$6,449,504,472	\$5,916,981,482	\$6,056,487,200	\$6,439,678,120	\$778,222,950	\$7,217,901,070
Positions	828	726	781	826	4	830
Motor Vehicles	53	55	50	53		53

STATE BOARD OF EDUCATION

PROGRAM BUDGET SUMMARY - FISCAL YEAR 2007

Program Budgets	FY 2006 Current Budget			FY 2007 Governor's Recommendations		
	State Funds	Federal and Other Funds	Total	State Funds	Federal and Other Funds	Total
Academic Coach	\$3,899,132		\$3,899,132	\$6,100,710		\$6,100,710
Agriculture Education	7,423,422	\$576,577	7,999,999	8,108,659	\$576,577	8,685,236
Central Office	34,924,681	45,079,858	80,004,539	35,627,745	45,079,858	80,707,603
Charter Schools	770,193	6,729,711	7,499,904	770,193	6,729,711	7,499,904
Classroom Supplies				10,000,000		10,000,000
Communities in Schools	1,320,623		1,320,623	1,320,623		1,320,623
Curriculum Development	1,774,833		1,774,833	1,274,833		1,274,833
Education GO Get It				977,905		977,905
Equalization	371,657,510		371,657,510	427,022,526		427,022,526
Federal Programs		817,561,039	817,561,039		817,561,039	817,561,039
Foreign Language	1,590,857		1,590,857	1,590,857		1,590,857
Georgia Learning Resources System (GLRS)		5,117,573	5,117,573		5,117,573	5,117,573
Georgia Virtual School	1,385,000		1,385,000	2,188,734		2,188,734
Georgia Youth Science and Technology Centers	689,203		689,203	689,203		689,203
Governor's Honors Program	1,416,743		1,416,743	1,418,223		1,418,223
High Performing Principals				3,000,000		3,000,000
High School Completion Counselors				21,175,000		21,175,000
IT Services	7,496,550		7,496,550	7,417,319		7,417,319
Local Five Mill Share	(1,335,476,389)		(1,335,476,389)	(1,440,262,506)		(1,440,262,506)
National Board Certification	11,038,035		11,038,035	11,038,035		11,038,035
National Science Center and Foundation	1,416,750		1,416,750	1,416,750		1,416,750
Non-QBE Programs	7,688,674		7,688,674	7,438,674		7,438,674
Nutrition	36,017,592	188,375,722	224,393,314	37,523,884	188,375,722	225,899,606
Preschool Handicapped	24,008,490		24,008,490	26,471,119		26,471,119
Principal Supplements	5,361,125		5,361,125	5,361,125		5,361,125
Pupil Transportation	158,353,875		158,353,875	166,452,130		166,452,130
QBE Program	6,677,381,942		6,677,381,942	7,416,309,499		7,416,309,499
Regional Educational Service Agencies (RESAs)	11,473,253		11,473,253	11,733,006		11,733,006
School Improvement	11,636,228	100,000	11,736,228	10,636,228	100,000	10,736,228
School Nurses		30,000,000	30,000,000	30,000,000		30,000,000
Severely Emotionally Disturbed (SED)	64,684,683	7,724,112	72,408,795	67,834,466	7,724,112	75,558,578
State Interagency Transfers	251,591,693	18,888,697	270,480,390	251,591,693	18,888,697	270,480,390
State Reading and Math Program	26,652,770		26,652,770	26,652,770		26,652,770

STATE BOARD OF EDUCATION

PROGRAM BUDGET SUMMARY - FISCAL YEAR 2007

Program Budgets	FY 2006 Current Budget			FY 2007 Governor's Recommendations		
	State Funds	Federal and Other Funds	Total	State Funds	Federal and Other Funds	Total
State Schools	18,875,323	932,715	19,808,038	20,198,593	932,715	21,131,308
Technology/Career Education	15,256,641	24,616,113	39,872,754	15,954,386	24,616,113	40,570,499
Testing	17,709,829	9,704,191	27,414,020	21,209,829	9,704,191	30,914,020
Tuition for Multi-Handicapped	1,658,859		1,658,859	1,658,859		1,658,859
TOTAL FUNDS	\$6,439,678,120	\$1,155,406,308	\$7,595,084,428	\$7,217,901,070	\$1,125,406,308	\$8,343,307,378

STATE BOARD OF EDUCATION

BUDGET SUMMARY - FISCAL YEAR 2007

Governor's Recommended Adjustments to the Current Budget	Amounts
FY 2006 STATE GENERAL FUND APPROPRIATIONS	\$6,439,678,120
State Board of Education	
1. Provide for a 4% increase to the state base salary on the teacher salary schedule for the State Board of Education effective September 1, 2006. This proposed 4% salary improvement is in addition to a 3% salary increase awarded to more than half of the certificated personnel through the normal progression on the teacher salary schedule.	\$216,761,619
2. Provide for a salary increase in FY 2007 of 4% for bus drivers (\$3,098,255) and lunchroom workers (\$1,506,292) effective July 1, 2006. Provide a salary increase in FY 2007 of 4% for Regional Educational Services Agencies (RESAs) (\$260,632), the Severely Emotionally Disturbed (SED) Network (\$1,518,248), Preschool Handicapped (\$1,186,240), High School Agricultural and Technology/Career Programs (\$730,140) and state school teachers (\$746,200) effective September 1, 2006. Provide a salary increase in FY 2007 of up to 4% for central office employees (\$427,521) effective January 1, 2007.	9,473,528
3. Annualize the cost of the FY 2006 salary adjustment.	21,807,878
4. Increase funds to reflect an adjustment in the employer share of State Health Benefit Plan premiums from 14.20% to 16.713%.	138,410,487
5. Increase funds to reflect an adjustment in the Workers' Compensation premiums.	47,553
6. Provide for an adjustment to the Georgia Building Authority (GBA) real estate rental rate for office space.	163,924
7. Adjust funding for teacher liability insurance to meet projected cost of policy and transfer \$200,000 to Testing to fund additional students and increased cost of the Preliminary Scholastic Assessment Test (PSAT).	Yes
8. Redirect \$150,000 from Central Office contracts to fund an evaluation of the Reading and Math program.	Yes
9. Redirect \$500,000 from Curriculum Development to Testing to align the Georgia Alternate Assessment (GAA) with the new Georgia Performance Standards (GPS).	Yes
10. Redirect \$1,000,000 from School Improvement to Testing to fund an assessment for English Language Learners to measure English proficiency.	Yes
11. Reduce personal services (\$513,126), regular operating expenses (\$68,280) and computer charges (\$183,087). Reduce funding for the Educational Technology Training Centers (ETTCs) (\$79,231) and RESAs (\$229,465) by 2%.	(1,073,189)
12. Remove one-time funds in Migrant Education for the Bulloch County poultry plant.	(250,000)
13. Eliminate funding for the Global Achievers contract.	(50,000)
14. Reduce funding in real estate rentals to reflect anticipated real estate payments from the Office of Student Achievement.	(14,000)
15. Increase funds for Local Five Mill Share.	(104,786,117)
16. Provide funds for QBE enrollment growth of 2.5% and increase in teacher training and experience.	201,590,474
17. Provide funds to reduce the individual maximum class size for Grades K-8.	163,164,787
18. Expand the QBE Remedial Education program to include students in Grades 6-8.	2,390,507
19. Provide for an increase in Equalization Grants.	46,575,439
20. Annualize the correction to Equalization Grant funding to properly reflect millage increase.	8,789,577
21. Add funds for Pupil Transportation for rising fuel costs.	5,000,000

STATE BOARD OF EDUCATION

BUDGET SUMMARY - FISCAL YEAR 2007

Governor's Recommended Adjustments to the Current Budget	Amounts
22. Improve graduation rates by providing grants to school systems to fund 1 high school completion counselor for every high school.	21,175,000
23. Provide grant funds for school districts to recruit high performing principals for target schools.	3,000,000
24. Provide funds for teachers for classroom supplies.	10,000,000
25. Provide funds for academic coaches in Needs Improvement schools.	2,467,578
26. Expand the web-based classroom accountability model.	800,000
27. Add funding and 2 positions to expand the Georgia Virtual School by an additional 2,000 seats.	800,000
28. Annualize funding for the online SAT preparation software and maintain current contract rate for FY 2007.	1,000,000
29. Transfer the Education GO Get It program and 2 positions from the Board of Regents to the Department of Education.	977,905
TOTAL NET STATE GENERAL FUND ADJUSTMENTS	\$748,222,950
TOTAL STATE GENERAL FUNDS RECOMMENDED	\$7,187,901,070
FY 2006 TOBACCO SETTLEMENT FUNDS APPROPRIATIONS	\$0
State Board of Education	
1. Replace other funds with tobacco funds for school nurses.	\$30,000,000
TOTAL NET TOBACCO SETTLEMENT FUNDS ADJUSTMENTS	\$30,000,000
TOTAL TOBACCO SETTLEMENT FUNDS RECOMMENDED	\$30,000,000
TOTAL STATE FUNDS RECOMMENDED	\$7,217,901,070

STATE BOARD OF EDUCATION

BUDGET SUMMARY - FISCAL YEAR 2007

Governor's Recommended Adjustments to the Current Budget	Amounts
--	---------

CAPITAL OUTLAY SUMMARY - FISCAL YEAR 2007

	<u>Yr.</u>	<u>Principal</u>	<u>Debt Service</u>
State Board of Education			
1. Authorize regular funding for local school construction.	20	\$107,980,000	\$9,224,731
2. Authorize exceptional growth funding for local school construction.	20	147,355,000	12,588,538
3. Authorize regular advance funding for local school construction.	20	120,535,000	10,297,305
4. Authorize low wealth funding for local school construction.	20	6,890,000	588,613
5. Purchase vocational and agricultural equipment for new schools.	5	13,720,000	3,128,160
6. Purchase school buses.	10	50,000,000	6,400,000
TOTAL		\$446,480,000	\$42,227,347
TOTAL STATE FUNDS			\$7,260,128,417

STATE BOARD OF EDUCATION

Quality Basic Education Funding Comparison

Program Area	FY 2005 Expenditures	FY 2006 Current Budget	FY 2007 Recommendations
DIRECT INSTRUCTION			
Kindergarten, Primary and Elementary Grades (1-3)	\$1,746,714,499	\$1,830,948,258	\$1,893,633,956
Middle Grades (4-8)	1,568,914,127	1,645,651,363	1,651,845,315
High School Grades (9-12)	799,396,679	837,795,930	877,366,320
High School Vocational Labs (9-12)	213,020,019	222,402,854	228,800,312
Special Education	828,543,747	868,790,273	912,219,102
Gifted	204,124,464	214,291,485	235,617,766
Limited English-Speaking	77,913,970	81,830,295	88,074,622
Alternative Education	72,963,054	76,540,425	78,332,275
Remedial Education	20,816,983	21,815,834	21,793,150
TOTAL DIRECT INSTRUCTIONAL	<u>\$5,532,407,542</u>	<u>\$5,800,066,717</u>	<u>\$5,987,682,818</u>
STAFF DEVELOPMENT	\$31,984,312	\$32,837,833	\$33,778,707
ADDITIONAL INSTRUCTION	48,356,585	50,752,504	52,955,929
MEDIA CENTER	153,108,562	160,004,070	164,875,969
ITINERANT/SUPPLEMENTAL SPEECH	3,057,340	3,163,465	3,404,049
INDIRECT COST	943,561,277	963,392,455	989,622,532
MID-TERM ADJUSTMENT RESERVE	21,636,338		
EXTEND REMEDIAL PROGRAM TO GRADES 6-8			2,390,507
TEACHER SALARY SCHEDULE ADJUSTMENT			216,761,619
HEALTH INSURANCE INCREASE			134,507,684
TEMPORARY QBE REDUCTION	(332,838,099)	(332,835,102)	(169,670,315)
TOTAL QBE FORMULA EARNINGS	<u>\$6,401,273,857</u>	<u>\$6,677,381,942</u>	<u>\$7,416,309,499</u>
OTHER CATEGORICAL GRANTS			
Pupil Transportation	\$151,852,510	\$158,353,875	\$166,452,130
Sparsity Grants	6,341,321	6,352,443	6,352,433
Equalization	345,166,675	371,657,510	427,022,526
Low-Incidence Special Education	801,327	826,722	826,722
TOTAL QBE FUNDS	<u>\$6,905,435,690</u>	<u>\$7,214,572,492</u>	<u>\$8,016,963,310</u>
LOCAL FIVE MILL SHARE	<u>(\$1,263,578,711)</u>	<u>(\$1,335,476,389)</u>	<u>(\$1,440,262,506)</u>
STATE SHARE	<u>\$5,641,856,979</u>	<u>\$5,879,096,103</u>	<u>\$6,576,700,804</u>

STATE BOARD OF EDUCATION

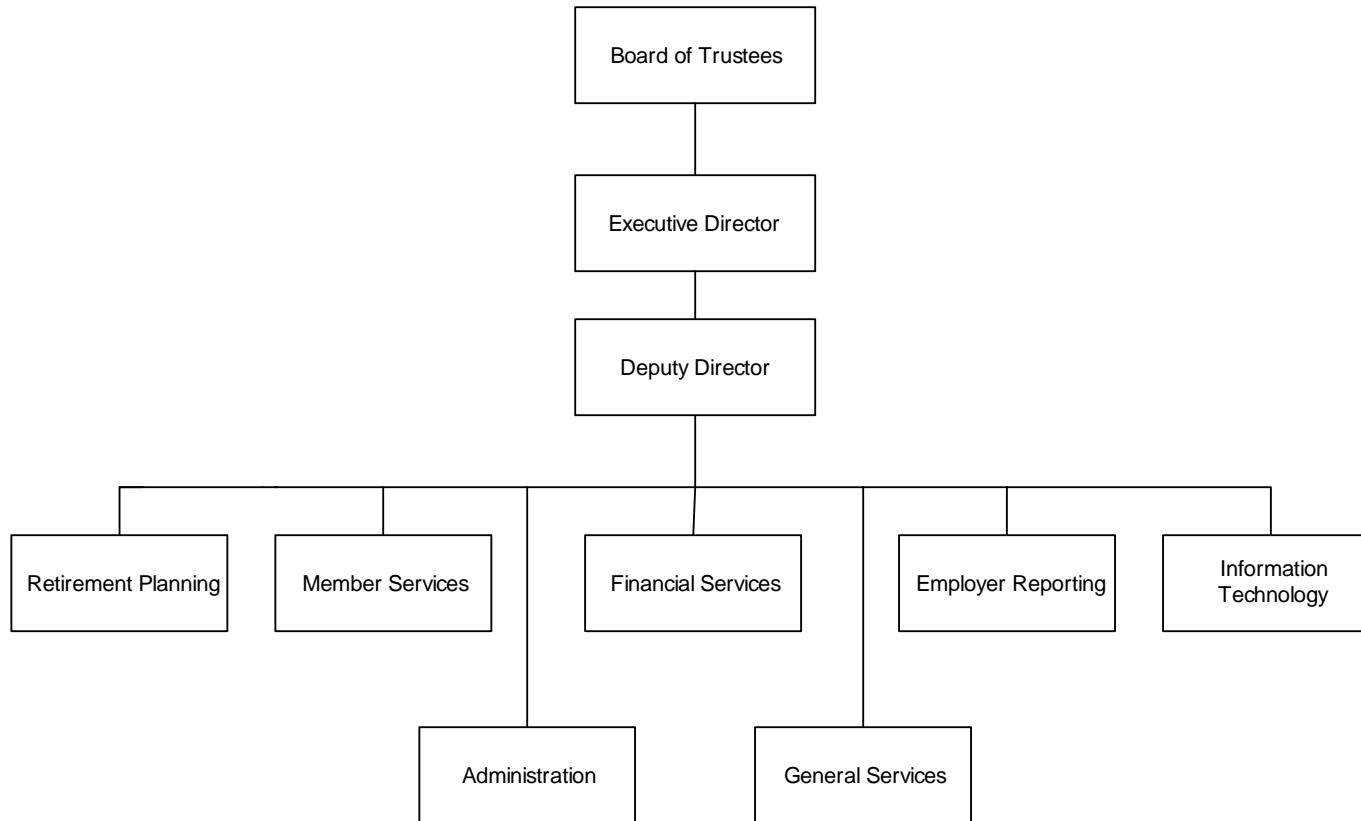
FY 2007 QBE Formula Recommendation

Base Amount (Grades 9-12) = \$2,435.86

Program	FTE	Weight	Weighted FTE	Total FTE Earnings	Direct Cost Proportion	Direct Instructional Cost Plus Training and Experience
Kindergarten - EIP	12,738	2.0258	25,805	\$55,488,025	0.9004	\$76,191,616
Kindergarten	109,780	1.6429	180,358	376,649,494	0.8764	509,610,182
Grades 1-3 - EIP	29,671	1.7846	52,951	111,793,502	0.8915	161,624,459
Grades 1-3	312,715	1.2778	399,587	795,279,655	0.8488	1,146,207,699
Grades 4-5 - EIP	18,089	1.7782	32,166	67,876,548	0.8910	97,928,808
Grades 4-5	195,050	1.0291	200,726	378,782,742	0.8120	546,283,580
Grades 6-8 - Middle Grades	18,298	1.0136	18,547	35,142,681	0.8154	51,090,663
Grades 6-8 - Middle School	305,523	1.1166	341,147	662,840,611	0.8321	956,542,264
Grades 9-12	324,832	1.0000	324,832	613,051,609	0.8113	877,366,320
Vocational Lab	69,363	1.1911	82,618	163,058,493	0.8392	228,800,312
Special Education I	13,036	2.3716	30,916	65,687,326	0.8895	93,150,244
Special Education II	13,893	2.7789	38,607	83,670,830	0.9064	121,885,205
Special Education III	45,811	3.5378	162,070	359,930,415	0.9252	519,395,827
Special Education IV	7,050	5.7332	40,419	92,810,652	0.9520	133,798,760
Special Education V	5,909	2.4428	14,435	30,802,262	0.8925	43,989,066
Gifted	49,707	1.6527	82,151	164,068,706	0.8436	235,617,766
Limited English-Speaking	11,103	2.4963	27,716	61,390,218	0.9277	88,074,622
Alternative Education	17,950	1.5877	28,499	54,107,609	0.8033	78,332,275
Remedial Education	5,762	1.3035	7,511	15,105,587	0.8563	21,793,150
Total Direct Instruction	1,566,280		2,091,061	\$4,187,536,965		\$5,987,682,818
Staff Development						\$33,778,707
Additional Instruction						52,955,929
Media (Including T&E)						164,875,969
Itinerant/Supplemental Speech						3,404,049
Indirect Cost (Including T&E)						989,622,532
Extend Remedial Program to Grades 6-8						2,390,507
Teacher Salary Schedule Adjustment						216,761,619
Health Insurance Increase						134,507,684
Temporary QBE Reduction						(169,670,315)
TOTAL QBE FORMULA EARNINGS						\$7,416,309,499
Plus:						
Pupil Transportation						\$166,452,130
Sparsity Grants						6,352,433
Equalization						427,022,526
Low-Incidence Special Education						826,722
TOTAL QBE EARNINGS						\$8,016,963,310
Less: Local Five Mill Share						(\$1,440,262,506)
STATE FUNDS -- FY 2007 (Includes \$2,000,689,546 for Training and Experience)						\$6,576,700,804

EMPLOYEES' RETIREMENT SYSTEM

ORGANIZATIONAL CHART



EMPLOYEES' RETIREMENT SYSTEM

Roles and Responsibilities:

By statute, the staff of the Employees' Retirement System (ERS) administers 9 separate retirement systems and programs: ERS, the Legislative Retirement System (LRS), the Georgia Defined Contribution Plan (GDGP), the Georgia Judicial Retirement System (GJRS), the Public School Employees Retirement System (PSERS), the State Employees' Assurance Department (SEAD), the Georgia Military Pension Fund (GMPF), PeachState Reserves and the Social Security contracts between the state and its political subdivisions.

In general, ERS is a vehicle for collecting employee and employer contributions, investing accumulated funds, and disbursing retirement benefits to members and beneficiaries. As required by Georgia law, the system is examined on an annual basis by an independent actuarial firm that specializes in pension and retirement plans. The firm prepares a yearly valuation on the contingent assets and liabilities of the system, thus revealing its ability to meet the future obligations of each retirement plan. An independent accounting firm also audits the system each year.

EMPLOYEES' RETIREMENT SYSTEM

Since 1950, the staff of ERS has administered retirement benefits for state employees in accordance with the Official Code of Georgia. Full-time employees of participating departments are required to become members of ERS as a condition of employment, with the exception of employees who first become eligible after age 60.

The ERS Board of Trustees is ultimately responsible for administration of the system, while the executive director – who is appointed by the board and serves at the pleasure of its members – is responsible for daily management of ERS operations. The board consists of 7 members as follows:

- Three ex officio members (State Auditor, State Merit System Commissioner, and Office of Treasury and Fiscal Services Director).
- One member appointed by the Governor
- Two members – appointed by the first 4 members – with 5 or more years of creditable service with ERS and
- One member – appointed by the first 6 members – who must not hold public office, not be an ERS member, and have at least 10 years of experience in the investment of money.

The members who are not ex officio members serve 4-year terms.

LEGISLATIVE RETIREMENT SYSTEM (LRS) AND GEORGIA DEFINED CONTRIBUTION PLAN (GDGP)

LRS is a retirement plan for members of the General Assembly, while GDGP is a plan for temporary, seasonal, and part-time employees of the state not covered by ERS or the Teachers Retirement System (TRS). Both plans are placed under the administration of the ERS Board of Trustees.

GEORGIA JUDICIAL RETIREMENT SYSTEM (GJRS)

This system is for members and retirees of the Superior Court Judges Retirement System, the District Attorneys' Retirement System, and the Trial Judges and Solicitors Retirement Fund as well as certain employees of the Attorney General and Legislative Counsel. The GJRS Board of Trustees consists of the 7 ERS trustees plus 3 additional members appointed by the Governor who serve in 1 of the following positions: state court judge, superior court judge, state court solicitor-general, juvenile court judge, or district attorney. These appointments are for 4-year terms.

PUBLIC SCHOOL EMPLOYEES RETIREMENT SYSTEM (PSERS)

PSERS offers a supplemental retirement plan to certain public school employees not covered by TRS. These employees include bus drivers, cafeteria workers, and custodians. The PSERS Board of Trustees consists of the seven ERS trustees plus 2 additional members appointed by the Governor for 4-year terms.

GEORGIA MILITARY PENSION FUND (GMPF)

GMPF provides retirement allowances and other benefits for the Georgia National Guard. A member becomes eligible for benefits upon attainment of age 60 with 20 or more years of credible service (including at least 15 years of service as a member of the National Guard), having served at least 10 consecutive years as a member of the National Guard immediately prior to discharge, and having received an honorable discharge.

PEACHSTATE RESERVES

PeachState Reserves, which was transferred from the Georgia Merit System to ERS by executive order on July 1, 2005, is the deferred compensation retirement plan for the State of Georgia. Through this program, employee contributions and investments in 401k, 430b, and 457 plans are administered by ERS.

AUTHORITY

Title 45 and 47 of the Official Code of Georgia Annotated.

EMPLOYEES' RETIREMENT SYSTEM

DEPARTMENT BUDGET FINANCIAL SUMMARY BY PROGRAM - FISCAL YEAR 2007

Program / Fund Sources	FY 2007 Agency Request Total	FY 2007 Governor's Recommendation						Total
		FY 2006 Current Budget	Redistribution	Reductions	Enhancements	Other Adjustments	Total Changes	
Deferred Compensation								
Other Funds	\$4,054,970	\$3,128,121			\$616,659	\$15,778	\$632,437	\$3,760,558
Total	4,054,970	3,128,121			616,659	15,778	632,437	3,760,558
Georgia Military Pension Fund								
State General Funds	1,005,099	890,651			114,448		114,448	1,005,099
Total	1,005,099	890,651			114,448		114,448	1,005,099
Public School Employee's Retirement System								
State General Funds	4,221,996	4,221,996						4,221,996
Total	4,221,996	4,221,996						4,221,996
System Administration								
Other Funds	17,200,487	19,985,487		(\$2,785,000)		108,518	(2,676,482)	17,309,005
Total	17,200,487	19,985,487		(2,785,000)		108,518	(2,676,482)	17,309,005
TOTAL FUNDS	\$26,482,552	\$28,226,255	\$0	(\$2,785,000)	\$731,107	\$124,296	(\$1,929,597)	\$26,296,658
Less:								
Other Funds	21,255,457	23,113,608		(2,785,000)	616,659	124,296	(2,044,045)	21,069,563
Subtotal	\$21,255,457	\$23,113,608	\$0	(\$2,785,000)	\$616,659	\$124,296	(\$2,044,045)	\$21,069,563
State General Funds	\$5,227,095	\$5,112,647			\$114,448		\$114,448	\$5,227,095
TOTAL STATE FUNDS	\$5,227,095	\$5,112,647	\$0	\$0	\$114,448	\$0	\$114,448	\$5,227,095

EMPLOYEES' RETIREMENT SYSTEM

DEPARTMENT BUDGET FINANCIAL SUMMARY BY OBJECT CLASS - FISCAL YEAR 2007

Object Classes / Fund Sources	FY 2007 Agency Request Total	FY 2004 Expenditures	FY 2005 Expenditures	FY 2007 Governor's Recommendations		
				FY 2006 Current Budget	Changes	Total
Personal Services	\$6,307,157	\$3,416,113	\$4,940,817	\$6,283,229	\$124,296	\$6,407,525
Regular Operating Expenses	624,722	391,153	408,420	621,910		621,910
Travel	73,291	15,436	10,571	72,000		72,000
Equipment	12,450	1,000	1,700	12,450		12,450
Computer Charges	6,509,486	1,366,639	3,325,241	8,789,200	(2,279,714)	6,509,486
Real Estate Rentals	575,409	561,195	561,195	574,995		574,995
Telecommunications	96,793	130,043	77,742	96,187		96,187
Per Diem and Fees	1,142,830	1,347,660	966,560	1,141,000		1,141,000
Contracts	5,913,319	2,883,942	2,990,011	5,522,637	111,373	5,634,010
Georgia Military Pension Fund	1,005,099	617,000	890,651	890,651	114,448	1,005,099
Public School Employees' Retirement System	4,221,996		1,420,696	4,221,996		4,221,996
TOTAL FUNDS	26,482,552	10,730,181	15,593,604	28,226,255	(1,929,597)	26,296,658
Less:						
Other Funds	\$21,255,457	\$10,113,181	\$13,282,257	\$23,113,608	(\$2,044,045)	\$21,069,563
State General Funds	\$5,227,095	\$617,000	\$2,311,347	\$5,112,647	\$114,448	\$5,227,095
TOTAL STATE FUNDS	\$5,227,095	\$617,000	\$2,311,347	\$5,112,647	\$114,448	\$5,227,095
Positions	112	66	87	112		112
Motor Vehicles	1	1	1	1		1

EMPLOYEES' RETIREMENT SYSTEM

PROGRAM BUDGET SUMMARY - FISCAL YEAR 2007

Program Budgets	FY 2006 Current Budget			FY 2007 Governor's Recommendations		
	State Funds	Federal and Other Funds	Total	State Funds	Federal and Other Funds	Total
Deferred Compensation		\$3,128,121	\$3,128,121		\$3,760,558	\$3,760,558
Georgia Military Pension Fund	\$890,651		890,651	\$1,005,099		1,005,099
Public School Employees' Retirement System	4,221,996		4,221,996	4,221,996		4,221,996
System Administration		19,985,487	19,985,487		17,309,005	17,309,005
TOTAL FUNDS	\$5,112,647	\$23,113,608	\$28,226,255	\$5,227,095	\$21,069,563	\$26,296,658

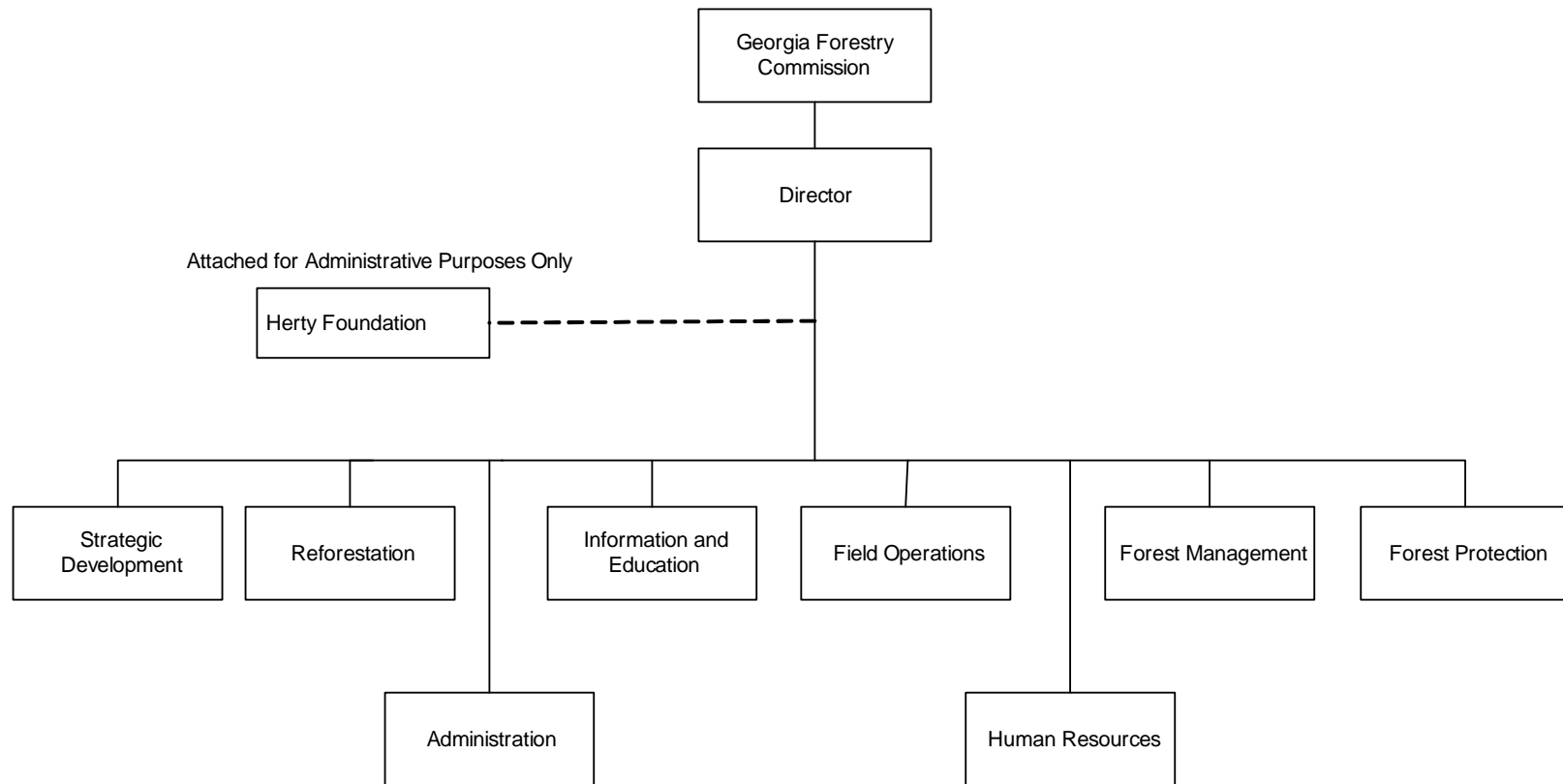
EMPLOYEES' RETIREMENT SYSTEM

BUDGET SUMMARY - FISCAL YEAR 2007

Governor's Recommended Adjustments to the Current Budget	Amounts
FY 2006 STATE GENERAL FUND APPROPRIATIONS	\$5,112,647
Employees' Retirement System	
1. Increase other funds (\$119,883) to reflect an adjustment in the employer share of State Health Benefit Plan premiums from 14.20% to 16.713%.	Yes
2. Increase other funds (\$4,413) to reflect an adjustment in the Workers' Compensation premiums.	Yes
3. Reduce other funds in computer charges (\$2,785,000).	Yes
4. Increase the Georgia Military Pension Fund based on current actuarial valuation.	114,448
5. Increase other funds (\$505,286) to integrate Deferred Compensation into the ERS computer system and provide contract funding (\$111,373) for a third party administrator.	Yes
TOTAL NET STATE GENERAL FUND ADJUSTMENTS	<u>\$114,448</u>
TOTAL STATE GENERAL FUNDS RECOMMENDED	<u>\$5,227,095</u>

GEORGIA FORESTRY COMMISSION

ORGANIZATIONAL CHART



GEORGIA FORESTRY COMMISSION

Roles and Responsibilities:

The Georgia Forestry Commission is responsible for the preservation of Georgia's public and private forest resources. The commission carries out this mission by protecting the forest through fire and disease control, managing and utilizing forest products, providing educational programs and supplying tree seedlings for reforestation.

The Georgia Forestry Commission protects and manages Georgia's 24 million acres of forestland, which represents an approximate \$36 billion asset. The commission has four main programs: Forest Protection, Forest Management, Tree Improvement, and the Tree Seedling Nursery. The Forestry Commission provides a wide variety of services to rural forest landowners and offers technical assistance to landowners in urban areas through these programs.

FOREST PROTECTION

Forest Protection, the primary function of the Georgia Forestry Commission, is carried out through the Fire Business Activities subprogram. This includes a statewide network of county and district offices supplied with staff and equipment necessary for the suppression of Georgia's over 5,000 annual forest fires. The basic fire suppression function includes the prompt detection and reporting of fires, followed by a powerful initial response from trained firefighters operating crawler tractor-plow units and water trucks. The effectiveness of the Forest Protection program is a direct result of properly maintained equipment, including fire detection aircraft that can be quickly mobilized in the early phases of a forest fire.

The Rural Fire Defense subprogram is the most valuable forest protection community outreach program offered by the Georgia Forestry Commission. This program provides low cost fire equipment, as well as, assistance with training and operations for local, mostly rural, fire departments statewide. Through the Fire Prevention and Education subprogram, the commission provides information about the dangers of wildfires and how to prevent them. They have also established prevention measures such as burn permitting to encourage responsible debris burning among forest landowners.

FOREST MANAGEMENT

In the area of forest management, the commission provides technical assistance and service to private and industrial landowners. The responsibility of the Urban and Community Forestry Assistance subprogram is to provide leadership and technical assistance in establishing and maintaining sustainable urban and community forests and to provide professional expertise to resolve conflicts between development and forest resources. Multiple forest resource management techniques are encouraged and promoted through stewardship management on both public and private lands. Other forest management responsibilities of the Stewardship Management subprogram include forest health monitoring (which includes periodic insect and disease evaluations, surveys and eradication), promotion of forest water quality and cost-share technical assistance to the forest landowner in establishing sound forestry practices. Additionally, the department conducts the management of four state-owned and two non-state owned forests in the State Managed Forests subprogram.

Finally, the commission works to educate the public about forest resources and their contributions to the economy and the environment of Georgia through the Utilization and Marketing subprogram. This subprogram also promotes Georgia forest products both nationally and internationally. Finally, the commission collects data used to inform Georgia residents and policy makers through its Forestry Data Collection and Analysis subprogram.

REFORESTATION

The role of the Reforestation Division is to provide high quality, genetically superior forest tree seedlings to the residents of Georgia at a reasonable price without cost to the taxpayer. Reforestation efforts are accomplished through the commission's Tree Improvement and Tree Seedling Nursery programs. Through these programs, the commission intensively manages the state's Byromville seed orchard, here superior tree seedlings are developed, nurtured, and sold to the public for the expansion of Georgia's forested lands.

ATTACHED AGENCY

The **Herty Foundation** supports Georgia's pulp and paper industry by providing research and product development opportunities to manufacturers at its facility in Savannah. This consists of laboratory services and pilot-scale paper machines that allow Georgia's pulp and paper manufacturers to conduct research, develop new products, and improve existing forest products.

AUTHORITY

Title 12-6 of the Official Code of Georgia Annotated.

GEORGIA FORESTRY COMMISSION

DEPARTMENT BUDGET FINANCIAL SUMMARY BY PROGRAM - FISCAL YEAR 2007

Program / Fund Sources	FY 2007 Agency Request Total	FY 2007 Governor's Recommendation						Total
		FY 2006 Current Budget	Redistribution	Reductions	Enhancements	Other Adjustments	Total Changes	
Administration								
Other Funds	\$173,027	\$173,027						\$173,027
State General Funds	8,428,672	3,798,610	\$154,485		\$949,722	\$90,622	\$1,194,829	4,993,439
Total	8,601,699	3,971,637	154,485		949,722	90,622	1,194,829	5,166,466
Forest Management								
Federal Funds	552,000	552,000						552,000
Other Funds	627,500	627,500						627,500
State General Funds	3,314,456	2,624,712	(555,373)		946,307	80,658	471,592	3,096,304
Total	4,493,956	3,804,212	(555,373)		946,307	80,658	471,592	4,275,804
Forest Protection								
Federal Funds	200,000	200,000						200,000
Other Funds	2,676,611	2,676,611						2,676,611
State General Funds	27,370,593	25,575,110	447,689	(\$700,000)	1,000,000	821,457	1,569,146	27,144,256
Total	30,247,204	28,451,721	447,689	(700,000)	1,000,000	821,457	1,569,146	30,020,867
Tree Improvement								
State General Funds	118,659	119,123	(776)			312	(464)	118,659
Total	118,659	119,123	(776)			312	(464)	118,659
Tree Seedling Nursery								
Federal Funds	70,000	70,000						70,000
Other Funds	1,501,500	1,970,991	(469,491)				(469,491)	1,501,500
State General Funds	(225,692)	(185,282)	(46,025)			7,194	(38,831)	(224,113)
Total	1,345,808	1,855,709	(515,516)			7,194	(508,322)	1,347,387
TOTAL FUNDS	\$44,807,326	\$38,202,402	(\$469,491)	(\$700,000)	\$2,896,029	\$1,000,243	\$2,726,781	\$40,929,183
Less:								
Federal Funds	\$822,000	\$822,000						\$822,000
Other Funds	4,978,638	5,448,129	(\$469,491)				(\$469,491)	4,978,638
Subtotal	\$5,800,638	\$6,270,129	(\$469,491)	\$0	\$0	\$0	(\$469,491)	\$5,800,638
State General Funds	\$39,006,688	\$31,932,273		(\$700,000)	\$2,896,029	\$1,000,243	\$3,196,272	\$35,128,545
TOTAL STATE FUNDS	\$39,006,688	\$31,932,273	\$0	(\$700,000)	\$2,896,029	\$1,000,243	\$3,196,272	\$35,128,545

GEORGIA FORESTRY COMMISSION

DEPARTMENT BUDGET FINANCIAL SUMMARY BY OBJECT CLASS - FISCAL YEAR 2007

Object Classes / Fund Sources	FY 2007 Agency Request Total	FY 2004 Expenditures	FY 2005 Expenditures	FY 2007 Governor's Recommendations		
				FY 2006 Current Budget	Changes	Total
Personal Services	\$29,020,566	\$29,332,681	\$29,617,790	\$28,324,270	\$1,444,370	\$29,768,640
Regular Operating Expenses	8,776,988	7,379,143	7,396,082	5,496,266	1,279,222	6,775,488
Travel	119,311	179,625	168,255	115,311		115,311
Motor Vehicle Purchases	3,210,989	1,098,866	769,719	662,772		662,772
Equipment	1,625,068	1,786,503	1,852,745	1,658,268	(73,200)	1,585,068
Computer Charges	714,591	555,242	391,472	574,591	107,500	682,091
Real Estate Rentals	11,518	29,630	25,867	11,518		11,518
Telecommunications	688,990	674,923	737,341	687,990	1,000	688,990
Per Diem and Fees	9,500	34,591	49,295	9,500		9,500
Contracts	541,305	2,804,612	7,934,979	573,416	(32,111)	541,305
Ware County-Grant	60,000	60,000	60,000	60,000		60,000
Ware County-Southern Forest World	28,500	28,500	28,500	28,500		28,500
TOTAL FUNDS	\$44,807,326	\$43,964,316	\$49,032,045	\$38,202,402	\$2,726,781	\$40,929,183
<u>Less:</u>						
Federal Funds	\$822,000	\$4,912,023	\$10,171,457	\$822,000		\$822,000
Other Funds	4,978,638	5,840,810	7,295,769	5,448,129	(\$469,491)	4,978,638
Subtotal	\$5,800,638	\$10,752,833	\$17,467,226	\$6,270,129	(\$469,491)	\$5,800,638
State General Funds	\$39,006,688	\$33,211,483	\$31,564,819	\$31,932,273	\$3,196,272	\$35,128,545
TOTAL STATE FUNDS	\$39,006,688	\$33,211,483	\$31,564,819	\$31,932,273	\$3,196,272	\$35,128,545
Positions	708	715	676	676	14	690
Motor Vehicles	697	716	694	684		684

GEORGIA FORESTRY COMMISSION

PROGRAM BUDGET SUMMARY - FISCAL YEAR 2007

Program Budgets	FY 2006 Current Budget			FY 2007 Governor's Recommendations		
	State Funds	Federal and Other Funds	Total	State Funds	Federal and Other Funds	Total
Administration	\$3,798,610	\$173,027	\$3,971,637	\$4,993,439	\$173,027	\$5,166,466
Forest Management	2,624,712	1,179,500	3,804,212	3,096,304	1,179,500	4,275,804
Forest Protection	25,575,110	2,876,611	28,451,721	27,144,256	2,876,611	30,020,867
Tree Improvement	119,123		119,123	118,659		118,659
Tree Seedling Nursery	(185,282)	2,040,991	1,855,709	(224,113)	1,571,500	1,347,387
TOTAL FUNDS	\$31,932,273	\$6,270,129	\$38,202,402	\$35,128,545	\$5,800,638	\$40,929,183

GEORGIA FORESTRY COMMISSION

BUDGET SUMMARY - FISCAL YEAR 2007

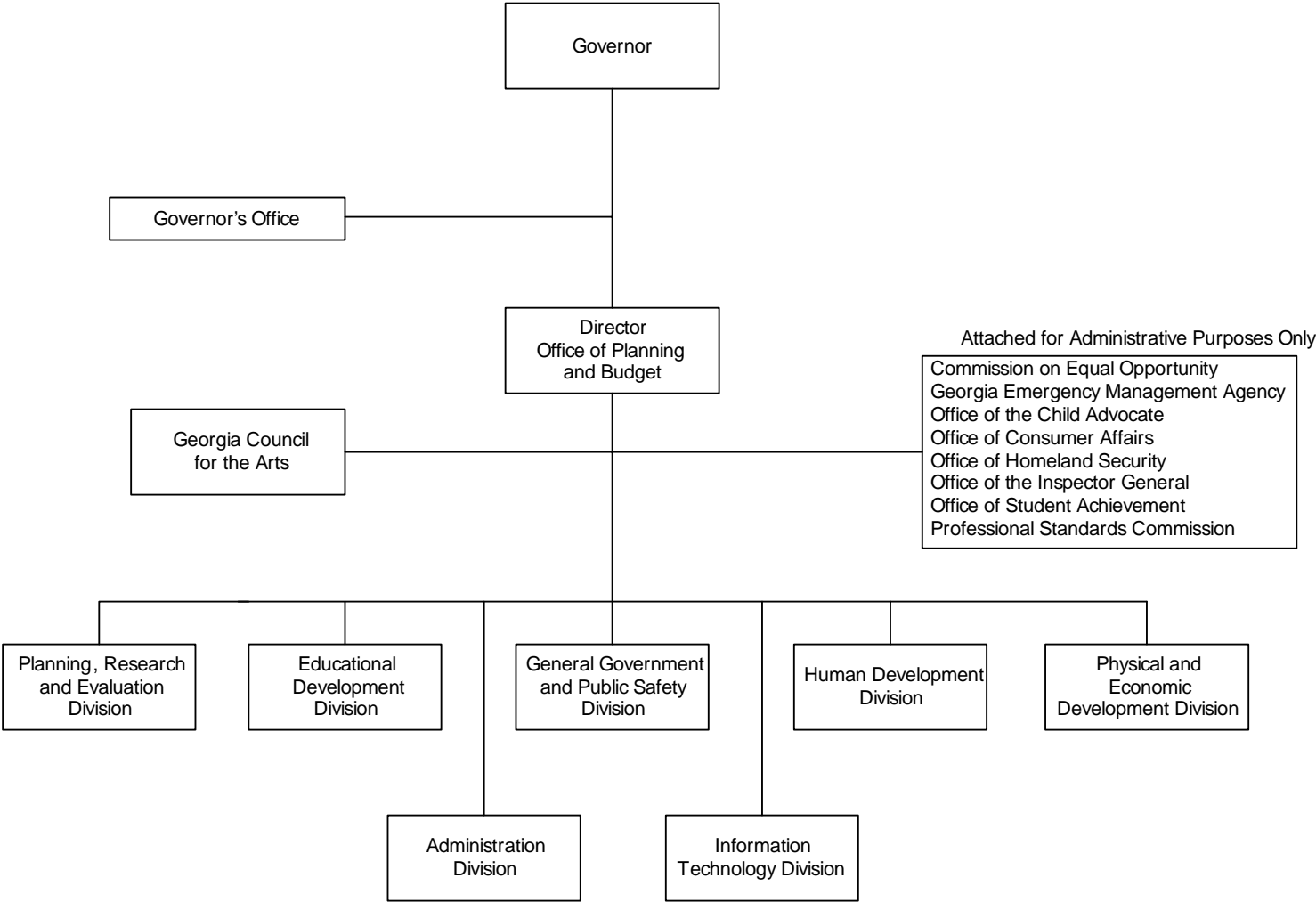
Governor's Recommended Adjustments to the Current Budget	Amounts
FY 2006 STATE GENERAL FUND APPROPRIATIONS	\$31,932,273
Georgia Forestry Commission	
1. Annualize the cost of the FY 2006 salary adjustment (\$210,877) and provide for a salary increase in FY 2007 of up to 4% effective January 1, 2007 (\$307,574)	\$518,451
2. Increase funds to reflect an adjustment in the employer share of State Health Benefit Plan premiums from 14.2% to 16.713%.	399,331
3. Increase funds to reflect an adjustment in the Workers' Compensation premiums.	82,461
4. Transfer funds from the Forest Management(\$248,449), Forest Protection (\$55,121), Tree Improvement(\$464) and Tree Seedling Nursery (\$40,064) programs to the Administration program (\$344,098) to properly reflect program expenditures.	Yes
5. Decrease other funds (\$469,491) to accurately reflect collections from seedling sales.	Yes
6. Eliminate equipment funds used for the lease/purchase of a helicopter paid for in FY 2005.	(700,000)
7. Add 1 technical position to support the computer network.	73,500
8. Add 4 foresters to preserve water quality through education, training and evaluation of best management practices.	278,000
9. Add 5 foresters to address forest pests and diseases in order to preserve the health of Georgia's forest lands.	292,379
10. Add 3 positions and funding to implement a carbon sequestration program that will improve air quality, leverage federal funding and provide greater incentives to landowners to plant more trees.	281,946
11. Provide funding to address ongoing and deferred maintenance needs, ensuring firefighting readiness.	876,222
12. Provide additional funds for maintenance needs to better protect Georgia's forest from wild fires.	475,000
13. Fill 15 vacant ranger positions to provide adequate staffing to improve preparedness and response time.	525,000
14. Add 1 position for the creation of a bioenergy program to address Georgia's energy needs through the development of bioenergy markets and greater use of forest resources.	93,982
TOTAL NET STATE GENERAL FUND ADJUSTMENTS	<u>\$3,196,272</u>
TOTAL STATE GENERAL FUNDS RECOMMENDED	<u>\$35,128,545</u>

CAPITAL OUTLAY SUMMARY - FISCAL YEAR 2007

	Yr.	Principal	Debt Service
Georgia Forestry Commission			
1. Purchase various capital equipment for use statewide.	5	\$3,035,000	\$691,980
2. Fund major repairs and renovations statewide.	5	1,000,000	228,000
TOTAL		<u>\$4,035,000</u>	<u>\$919,980</u>
STATE FUNDS			\$36,048,525

OFFICE OF THE GOVERNOR

ORGANIZATIONAL CHART



OFFICE OF THE GOVERNOR

Roles and Responsibilities:

The Governor is the Chief Executive Officer of state government. Constitutionally, he is charged with executing the laws of the state and conserving the peace as Commander-in-Chief of the Georgia National Guard. The Governor is also charged statutorily with a number of responsibilities including the economic and fiscal management of state government. To accomplish these duties, the Governor must meet and work with citizens of Georgia, officials of local governments, members of the General Assembly, state agency heads and Federal officials. These activities will move us toward a more educated, healthy, safe and growing state.

To assist in managing state government in an efficient and effective manner, the Governor set up the Commission for a New Georgia, a non-profit corporation led by CEOs and senior executives from all parts of Georgia. Their mission is to bring breakthrough thinking and a fresh perspective to ways state government can better manage its assets and services and map its strategic future. Nearly 300 knowledgeable citizens have served on 17 focused, fast-acting task forces tackling a wide range of issues. The task forces recommended 54 actions to improve cost savings and customer service in government and to open new opportunities for a growing economy. These recommendations are now being put into effect through the Governor's Office of Implementation.

The **Office of Planning and Budget (OPB)** assists the Governor in the development of the state budget; develops and annually updates a State Strategic Plan; assists all state agencies in the development of their own strategic plans and ensures that it conforms to the state plan; and performs financial and personnel functions for the Office of the Governor and attached agencies. OPB also conducts management studies and other evaluations of state government operations. The Governor's Prioritized Program Budget (PPB) initiative dictates that future budgets will be predicated on programs that support departmental business plans and a more effective and efficient, results-oriented, and customer-focused budget process.

ATTACHED AGENCIES

Several agencies are attached to the Office of the Governor for administrative purposes. This reduces administrative costs through consolidation of the administrative support functions. These agencies operate

autonomously; however, their funding is received through the larger agency.

The **Georgia Council for the Arts** contributes to an educated and growing Georgia. The Council for the Arts advises the Governor regarding the study and development of the arts in Georgia and provides grants and technical assistance to local governments and art groups.

The **Professional Standards Commission** and the **Office of Student Achievement** are two administratively attached agencies that work toward the goal of an educated Georgia. The Professional Standards Commission sets policies and procedures for certification of educational personnel in the public schools; reviews and analyzes requests for certification; and develops and enforces the code of ethics and performance standards for teachers in local school systems. The Office of Student Achievement establishes educational accountability policies and standards for the state to establish the "official" education report card and set the passing standards for the CRCT and end of course test.

The **Office of the Child Advocate** for the Protection of Children assists the Office of the Governor in oversight of healthy and safe services for some of Georgia's most important resources – our children. The Child Advocate provides independent oversight of persons, organizations, and agencies responsible for providing services to or caring for children who are victims of child abuse and neglect or whose domestic situation requires intervention by the state.

The attached agencies focusing on a safe Georgia are the **Office of Consumer Affairs**, the **Georgia Emergency Management Agency** and the **Office of Homeland Security**. The **Office of Consumer Affairs** protects consumers and legitimate business enterprises from unfair and deceptive

activities through enforcement of the Fair Business Practices Act and other related consumer protection statutes. The **Office of Homeland Security** was created by an Executive Order and works in conjunction with the Georgia Emergency Management Agency to protect the state from manmade and natural threats and disasters. Both attached agencies work with state and local agencies to carry out a comprehensive emergency and disaster readiness program.

The **Commission on Equal Opportunity's** mission is to protect any individual in public employment from discrimination in the workplace. In addition, the commission ensures that the sale, purchase or rental of housing within the state is free from any discrimination based on race, color, religion, sex, national origin, handicap or age.

The **Office of the State Inspector General** was created by Executive Order to prevent and investigate fraud, waste and abuse in state government. Their goal is to produce a more efficient, cost-effective and trustworthy government.

AUTHORITY

Titles 8, 10, 12, 15, 19, 20, 33, 38, 40, 43, 45 and 46 of the Official Code of Georgia Annotated.

OFFICE OF THE GOVERNOR

DEPARTMENT BUDGET FINANCIAL SUMMARY BY PROGRAM - FISCAL YEAR 2007

Program / Fund Sources	FY 2007 Agency Request Total	FY 2007 Governor's Recommendation						
		FY 2006 Current Budget	Redistribution	Reductions	Enhancements	Other Adjustments	Total Changes	Total
Governor's Office								
State General Funds	\$5,043,579	\$5,056,367			\$50,000	\$137,992	\$187,992	\$5,244,359
Total	5,043,579	5,056,367			50,000	137,992	187,992	5,244,359
Governor's Emergency Fund								
State General Funds	3,396,253	3,469,576						3,469,576
Total	3,396,253	3,469,576						3,469,576
Office of Planning and Budget								
State General Funds	8,667,416	11,302,357		(\$2,922,000)	901,578	265,612	(1,754,810)	9,547,547
Total	8,667,416	11,302,357		(2,922,000)	901,578	265,612	(1,754,810)	9,547,547
<u>ATTACHED AGENCIES AND AUTHORITIES:</u>								
Commission on Equal Opportunity								
Federal Funds	387,217	387,217						387,217
State General Funds	687,148	695,707		(68,700)	36,826	35,388	3,514	699,221
Total	1,074,365	1,082,924		(68,700)	36,826	35,388	3,514	1,086,438
Council for the Arts								
Federal Funds	649,680	649,680						649,680
Other Funds	75,844	75,844						75,844
State General Funds	3,980,832	3,900,546			73,400	7,014	80,414	3,980,960
Total	4,706,356	4,626,070			73,400	7,014	80,414	4,706,484
Office of Consumer Affairs								
Other Funds	567,689	567,689						567,689
State General Funds	3,319,020	3,287,352			3,505,000	155,922	3,660,922	6,948,274
Total	3,886,709	3,855,041			3,505,000	155,922	3,660,922	7,515,963
Office of the Child Advocate								
State General Funds	736,810	716,356		(2,000)	6,022	22,820	26,842	743,198
Total	736,810	716,356		(2,000)	6,022	22,820	26,842	743,198

OFFICE OF THE GOVERNOR

DEPARTMENT BUDGET FINANCIAL SUMMARY BY PROGRAM - FISCAL YEAR 2007

Program / Fund Sources	FY 2007 Agency Request Total	FY 2007 Governor's Recommendation						Total
		FY 2006 Current Budget	Redistribution	Reductions	Enhancements	Other Adjustments	Total Changes	
Georgia Emergency Management Agency								
Federal Funds	4,127,556	4,127,556						4,127,556
Agency Funds	307,856	307,856						307,856
State General Funds	2,042,310	1,989,168				52,249	52,249	2,041,417
Total	6,477,722	6,424,580				52,249	52,249	6,476,829
Professional Standards Commission								
Federal Funds	111,930	111,930						111,930
State General Funds	6,745,859	6,579,840			78,485	196,166	274,651	6,854,491
Total	6,857,789	6,691,770			78,485	196,166	274,651	6,966,421
Office of Student Achievement								
Federal Funds	266,000	266,000						266,000
State General Funds	1,164,690	1,135,864				27,512	27,512	1,163,376
Total	1,430,690	1,401,864				27,512	27,512	1,429,376
Office of the Inspector General								
State General Funds	811,396	791,432		(15,828)	31,650	23,382	39,204	830,636
Total	811,396	791,432		(15,828)	31,650	23,382	39,204	830,636
Office of Homeland Security								
State General Funds	609,418	592,905		(105,000)		17,764	(87,236)	505,669
Total	609,418	592,905		(105,000)		17,764	(87,236)	505,669
TOTAL FUNDS	\$43,698,503	\$46,011,242	\$0	(\$3,113,528)	\$4,682,961	\$941,821	\$2,511,254	\$48,522,496
Less:								
Federal Funds	\$5,542,383	\$5,542,383						\$5,542,383
Other Funds	951,389	951,389						951,389
Subtotal	\$6,493,772	\$6,493,772	\$0	\$0	\$0	\$0	\$0	\$6,493,772
State General Funds	\$37,204,731	\$39,517,470		(\$3,113,528)	\$4,682,961	\$941,821	\$2,511,254	\$42,028,724
TOTAL STATE FUNDS	\$37,204,731	\$39,517,470	\$0	(\$3,113,528)	\$4,682,961	\$941,821	\$2,511,254	\$42,028,724

OFFICE OF THE GOVERNOR

DEPARTMENT BUDGET FINANCIAL SUMMARY BY OBJECT CLASS - FISCAL YEAR 2007

Object Classes / Fund Sources	FY 2007 Agency Request Total	FY 2004 Expenditures	FY 2005 Expenditures	FY 2007 Governor's Recommendations		
				FY 2006 Current Budget	Changes	Total
Personal Services	\$22,160,338	\$21,984,840	\$22,031,676	\$21,736,735	\$1,858,853	\$23,595,588
Regular Operating Expenses	1,442,256	123,495,311	60,765,017	1,413,912	519,860	1,933,772
Travel	346,980	349,476	364,037	357,286	31,345	388,631
Motor Vehicle Purchases	14,583	123,482	21,037			
Equipment	45,870	1,033,818	175,236	52,770	488,100	540,870
Computer Charges	715,837	1,276,182	1,123,844	642,036	479,165	1,121,201
Real Estate Rentals	1,074,405	1,011,609	996,090	1,114,824	140,375	1,255,199
Telecommunications	535,925	706,867	864,134	478,937	40,410	519,347
Per Diem and Fees	819,449	1,610,890	2,725,840	1,053,939	718,540	1,772,479
Contracts	3,064,946	14,638,368	12,356,730	5,577,728	(1,914,641)	3,663,087
Troops to Teachers	111,930	158,151	265,412	111,930		111,930
Cost of Operations	4,644,984	4,585,529	4,445,723	4,657,772	149,247	4,807,019
Mansion Allowance	40,000	40,000	40,000	40,000		40,000
Governor's Emergency Fund	3,396,253	648,676	9,700,000	3,469,576		3,469,576
Intern Program Expense	358,595	417,980	325,761	358,595		358,595
Art Grants of State Funds	3,358,549	3,491,207	3,303,831	3,374,509		3,374,509
Art Grants of Non-State Funds	274,194	337,256	141,317	274,194		274,194
Humanities Grant - State Funds	151,409	162,630	254,499	154,499		154,499
Grants - GEMA Disaster		10,646,818	37,041,525			
Grants - State Declared Disasters		(585)				
Grants - Local EMA	1,085,000	1,194,217	558,616	1,085,000		1,085,000
Grants - Civil Air Patrol	57,000	57,000	57,000	57,000		57,000
Grants to Local Systems		(250)				
TOTAL FUNDS	\$43,698,503	\$187,969,472	\$157,557,325	\$46,011,242	\$2,511,254	\$48,522,496
<u>Less:</u>						
Federal Funds	\$5,542,383	\$138,631,047	\$107,347,170	\$5,542,383		\$5,542,383
Other Funds	951,389	17,050,023	9,012,275	951,389		951,389
Subtotal	<u>\$6,493,772</u>	<u>\$155,681,070</u>	<u>\$116,359,445</u>	<u>\$6,493,772</u>	<u>\$0</u>	<u>\$6,493,772</u>
State General Funds	<u>\$37,204,731</u>	<u>\$32,288,402</u>	<u>\$41,197,880</u>	#REF!	<u>\$2,511,254</u>	#REF!
TOTAL STATE FUNDS	\$37,204,731	\$32,288,402	\$41,197,880	\$39,517,470	\$2,511,254	\$42,028,724
Positions	335	344	332	334	6	340
Motor Vehicles	29	23	28	28		28

OFFICE OF THE GOVERNOR

PROGRAM BUDGET SUMMARY - FISCAL YEAR 2007

Program Budgets	FY 2006 Current Budget			FY 2007 Governor's Recommendations		
	State Funds	Federal and Other Funds	Total	State Funds	Federal and Other Funds	Total
Governor's Office	\$5,056,367		\$5,056,367	\$5,244,359		\$5,244,359
Governor's Emergency Fund	3,469,576		3,469,576	3,469,576		3,469,576
Office of Planning and Budget	11,302,357		11,302,357	9,547,547		9,547,547
Subtotal	<u>\$19,828,300</u>	<u>\$0</u>	<u>\$19,828,300</u>	<u>\$18,261,482</u>	<u>\$0</u>	<u>\$18,261,482</u>
<u>ATTACHED AGENCIES AND AUTHORITIES:</u>						
Commission on Equal Opportunity	\$695,707	\$387,217	\$1,082,924	\$699,221	\$387,217	\$1,086,438
Council for the Arts	3,900,546	725,524	4,626,070	3,980,960	725,524	4,706,484
Office of Consumer Affairs	3,287,352	567,689	3,855,041	6,948,274	567,689	7,515,963
Georgia Emergency Management Agency	1,989,168	4,435,412	6,424,580	\$2,041,417	4,435,412	6,476,829
Office of the Child Advocate	716,356		716,356	743,198		743,198
Professional Standards Commission	6,579,840	111,930	6,691,770	6,854,491	111,930	6,966,421
Office of Student Achievement	1,135,864	266,000	1,401,864	1,163,376	266,000	1,429,376
Office of the Inspector General	791,432		791,432	830,636		830,636
Office of Homeland Security	592,905		592,905	505,669		505,669
Subtotal	<u>\$19,689,170</u>	<u>\$6,493,772</u>	<u>\$26,182,942</u>	<u>\$23,767,242</u>	<u>\$6,493,772</u>	<u>\$30,261,014</u>
TOTAL FUNDS	<u>\$39,517,470</u>	<u>\$6,493,772</u>	<u>\$46,011,242</u>	<u>\$42,028,724</u>	<u>\$6,493,772</u>	<u>\$48,522,496</u>

OFFICE OF THE GOVERNOR

BUDGET SUMMARY - FISCAL YEAR 2007

Governor's Recommended Adjustments to the Current Budget	Amounts
FY 2006 STATE GENERAL FUND APPROPRIATIONS	\$39,517,470
Governor's Office	
1. Annualize the cost of the FY 2006 salary adjustment (\$34,408) and provide for a salary increase in FY 2007 of up to 4% effective January 1, 2007 (\$38,745).	\$73,153
2. Increase funds to reflect an adjustment in the employer share of State Health Benefit Plan premiums from 14.20% to 16.713%.	60,604
3. Increase funds to reflect an adjustment in the Workers' Compensation premiums.	4,235
4. Provide funds for a gubernatorial transition as required by OCGA 45-12-195.	50,000
Subtotal	\$187,992
Office of Planning and Budget	
1. Annualize the cost of the FY 2006 salary adjustment (\$46,012) and provide for a salary increase in FY 2007 of up to 4% effective January 1, 2007 (\$57,169).	\$103,181
2. Increase funds to reflect an adjustment in the employer share of State Health Benefit Plan premiums from 14.20% to 16.713%.	89,420
3. Increase funds to reflect an adjustment in the Workers' Compensation premiums.	6,048
4. Provide for an adjustment to the Georgia Building Authority (GBA) real estate rental rate for office space.	66,963
5. Reduce consulting contracts for Military Affairs Coordinating Council.	(72,000)
6. Delete one-time funding for the Commission on New Georgia Human Resources Task Force.	(2,850,000)
7. Establish training function within OPB to train state agency staff in budget and performance management by increasing personal services and operating expenses for 2 additional positions.	173,633
8. Provide funds to fill 5 vacant budget analyst positions.	346,835
9. Improve the effectiveness of agency programs and operations by re-establishing OPB's program evaluation function by filling 4 vacancies and providing operating expenses.	279,110
10. Provide for on-going maintenance and support of enterprise budgeting systems.	102,000
Subtotal	(\$1,754,810)
ATTACHED AGENCIES:	
Commission on Equal Opportunity	
1. Annualize the cost of the FY 2006 salary adjustment (\$5,355) and provide for a salary increase in FY 2007 of up to 4% effective January 1, 2007 (\$5,645).	\$11,000
2. Increase funds to reflect an adjustment in the employer share of State Health Benefit Plan premiums from 14.20% to 16.713%.	8,830
3. Increase funds to reflect an adjustment in the Workers' Compensation premiums.	617
4. Provide for an adjustment to the Georgia Building Authority (GBA) real estate rental rate for office space.	14,941

OFFICE OF THE GOVERNOR

BUDGET SUMMARY - FISCAL YEAR 2007

Governor's Recommended Adjustments to the Current Budget	Amounts
5. Decrease funding for real estate rents due to relocation of office space from Peachtree Center to the Floyd State Office Building.	(68,700)
6. Provide additional funding for a new position to handle housing and employment complaints.	36,826
Subtotal	\$3,514
Council for the Arts	
1. Annualize the cost of the FY 2006 salary adjustment (\$2,274) and provide for a salary increase in FY 2007 of up to 4% effective January 1, 2007 (\$1,773).	\$4,047
2. Increase funds to reflect an adjustment in the employer share of State Health Benefit Plan premiums from 14.20% to 16.713%.	2,773
3. Increase funds to reflect an adjustment in the Workers' Compensation premiums.	194
4. Provide one-time funding for a federally mandated strategic plan to preserve grant eligibility with the National Endowment for the Arts.	73,400
Subtotal	\$80,414
Office of Consumer Affairs	
1. Annualize the cost of the FY 2006 salary adjustment (\$31,912) and provide for a salary increase in FY 2007 of up to 4% effective January 1, 2007 (\$30,239).	\$62,151
2. Increase funds to reflect an adjustment in the employer share of State Health Benefit Plan premiums from 14.20% to 16.713%.	47,298
3. Increase funds to reflect an adjustment in the Workers' Compensation premiums.	3,305
4. Provide for an adjustment to the Georgia Building Authority (GBA) real estate rental rate for office space.	43,168
5. Fund the continuing rental expense for the cool room server storage.	5,000
6. Provide 5 positions and funding to implement a statewide customer service initiative to make services to citizens faster, friendlier, and easier to access and to capture savings by reducing the cost of call centers and call handling.	3,500,000
Subtotal	\$3,660,922
Georgia Emergency Management Agency	
1. Annualize the cost of the FY 2006 salary adjustment (\$13,358) and provide for a salary increase in FY 2007 of up to 4% effective January 1, 2007 (\$14,547).	\$27,905
2. Increase funds to reflect an adjustment in the employer share of State Health Benefit Plan premiums from 14.20% to 16.713%.	22,754
3. Increase funds to reflect an adjustment in the Workers' Compensation premiums.	1,590
4. Reflect decrease in the position count due to the downsizing of the federal excess property program and the elimination of 3 positions.	Yes
Subtotal	\$52,249
Office of Homeland Security	
1. Annualize the cost of the FY 2006 salary adjustment (\$4,357) and provide for a salary increase in FY 2007 of up to 4% effective January 1, 2007 (\$5,015).	\$9,372

OFFICE OF THE GOVERNOR

BUDGET SUMMARY - FISCAL YEAR 2007

Governor's Recommended Adjustments to the Current Budget	Amounts
2. Increase funds to reflect an adjustment in the employer share of State Health Benefit Plan premiums from 14.20% to 16.713%.	7,844
3. Increase funds to reflect an adjustment in the Workers' Compensation premiums.	548
4. Reduce various object classes.	(105,000)
Subtotal	(\$87,236)
Office of the Child Advocate	
1. Annualize the cost of the FY 2006 salary adjustment (\$6,124) and provide for a salary increase in FY 2007 of up to 4% effective January 1, 2007 (\$6,245).	\$12,369
2. Increase funds to reflect an adjustment in the employer share of State Health Benefit Plan premiums from 14.20% to 16.713%.	9,768
3. Increase funds to reflect an adjustment in the Workers' Compensation premiums.	683
4. Enhance regular operating expenses to cover rising costs due to increasing statewide travel in the course of conducting agency core functions throughout Georgia.	1,522
5. Provide yearly maintenance on electronic document software.	2,500
Subtotal	\$26,842
Office of the Inspector General	
1. Annualize the cost of the FY 2006 salary adjustment (\$4,142) and provide for a salary increase in FY 2007 of up to 4% effective January 1, 2007 (\$5,364).	\$9,506
2. Increase funds to reflect an adjustment in the employer share of State Health Benefit Plan premiums from 14.20% to 16.713%.	8,389
3. Increase funds to reflect an adjustment in the Workers' Compensation premiums.	586
4. Provide for an adjustment to the Georgia Building Authority (GBA) real estate rental rate for office space.	4,901
5. Reduce various operating expenses pertaining to the investigative function of the office.	(15,828)
6. Provide one-time contract funding for development of a prevention training program for state officials and employees.	31,650
Subtotal	\$39,204
Professional Standards Commission	
1. Annualize the cost of the FY 2006 salary adjustment (\$34,421) and provide for a salary increase in FY 2007 of up to 4% effective January 1, 2007 (\$45,224).	\$79,645
2. Increase funds to reflect an adjustment in the employer share of State Health Benefit Plan premiums from 14.20% to 16.713%.	70,736
3. Increase funds to reflect an adjustment in the Workers' Compensation premiums.	4,943
4. Provide for an adjustment to the Georgia Building Authority (GBA) real estate rental rate for office space.	40,842
5. Add 1 senior investigator position (\$63,485) and increase per diem and fees (\$10,000) and travel (\$5,000) expenses related to the position.	78,485
Subtotal	\$274,651

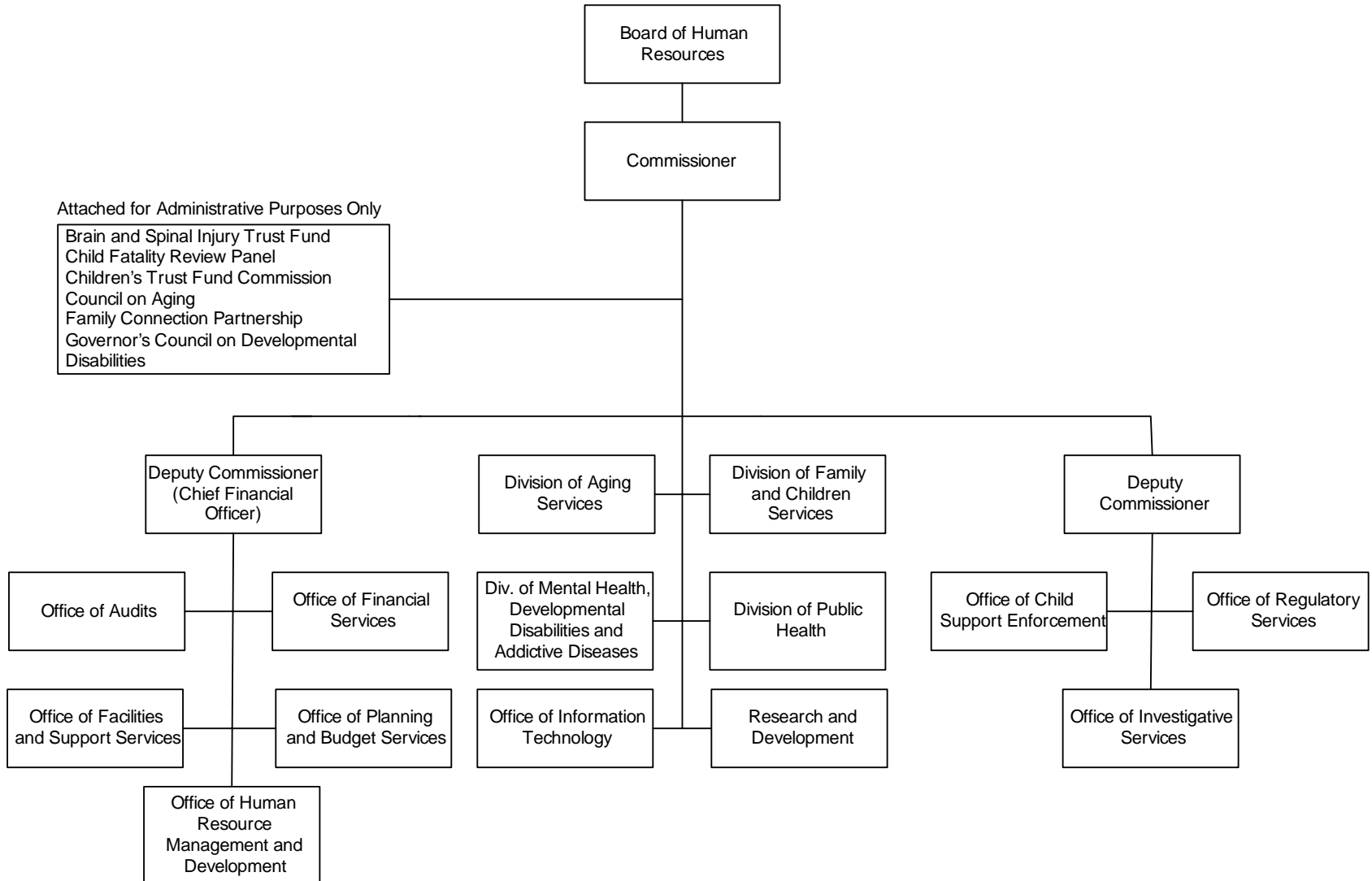
OFFICE OF THE GOVERNOR

BUDGET SUMMARY - FISCAL YEAR 2007

Governor's Recommended Adjustments to the Current Budget	Amounts
Office of Student Achievement	
1. Annualize the cost of the FY 2006 salary adjustment (\$6,108) and provide for a salary increase in FY 2007 of up to 4% effective January 1, 2007 (\$8,006).	\$14,114
2. Increase funds to reflect an adjustment in the employer share of State Health Benefit Plan premiums from 14.20% to 16.713%.	12,522
3. Increase funds to reflect an adjustment in the Workers' Compensation premiums.	876
4. Increase personal services for an audit position to evaluate why certain schools are not meeting student achievement goals.	Yes
Subtotal	\$27,512
TOTAL NET STATE GENERAL FUND ADJUSTMENTS	\$2,511,254
TOTAL STATE GENERAL FUNDS RECOMMENDED	\$42,028,724

DEPARTMENT OF HUMAN RESOURCES

ORGANIZATIONAL CHART



DEPARTMENT OF HUMAN RESOURCES

Roles and Responsibilities:

The Georgia Department of Human Resources (DHR) is responsible for the delivery of health and social services. DHR serves all Georgia citizens through regulatory inspection, direct service and financial assistance programs.

DHR was created by the Georgia General Assembly in the Governmental Reorganization Act of 1972. The Act consolidated the Department of Public Health and the Department of Family and Children Services and other state human service programs. In that same year, the Board of Human Resources established an integrated service delivery system. The integrated system, which utilizes local boards of (public) health and regional boards for mental health, developmental disabilities and addictive diseases, allows Georgians to receive services in the communities where they live.

DHR has four divisions: Aging Services; Public Health; Mental Health, Developmental Disabilities and Addictive Diseases; and Family and Children Services.

AGING SERVICES

The Division of Aging Services administers programs for older Georgians and adults with disabilities. These programs provide in-home services to maintain independence, provide public education and outreach services, health promotion, senior employment, investigative and protective services for vulnerable adults, and an ombudsman program for Georgians in long-term care.

PUBLIC HEALTH

The Division of Public Health is responsible for ensuring conditions that protect the health and well being of Georgia citizens, providing disease control and prevention, reducing the number of avoidable injury-related deaths and disabilities, and promoting healthy lifestyles. The three basic functions of public health include: assessing the health of the community by diagnosing and investigating diseases, injuries, and health conditions and monitoring the health status and needs of individuals and the community; ensuring the health of individuals and the safety of the community through provision of health services; and establishing and implementing sound public health policy.

MENTAL HEALTH, DEVELOPMENTAL DISABILITIES, AND ADDICTIVE DISEASES

The Division of Mental Health, Developmental Disabilities, and Addictive Diseases (MHDDAD) was created to establish, administer and supervise state programs for mental health, developmental disabilities and addictive diseases. The division is charged by law to: provide adequate mental health, developmental disabilities and addictive diseases services to all Georgians; provide a unified system which encourages cooperation and sharing among government and private providers; and provide service through a coordinated and unified system that emphasizes community-based services.

FAMILY AND CHILDREN SERVICES

The Division of Family and Children Services (DFCS) administers and supervises the state's social services and public assistance programs. There are 159 county departments of family and children services in Georgia. At the state level, the division has an Office of Child Protection and an Office of Family Independence.

ADMINISTRATION

The Administration division provides executive and policy direction to all divisions of DHR, as well as technical and administrative support to all of DHR.

Child Support Enforcement (CSE) helps children by enforcing parental obligation to pay financial support. Services include locating non-custodial parents, confirming paternity, establishing and enforcing child support and medical support orders, and collecting and distributing payments.

The Office of Regulatory Services (ORS) inspects, monitors, licenses, registers, and certifies a variety of health, long-term and childcare programs to ensure that facilities operate at acceptable levels, as mandated by state statutes and by rules and regulations adopted by the Board of Human Resources.

ATTACHED AGENCIES:

The **Brain and Spinal Injury Trust Fund** was established to improve the quality of life of Georgians with traumatic brain and spinal cord injuries by distributing funds and resources.

The **Children's Trust Fund** supports the establishment of community-based educational and service programs

designed to reduce the occurrence of child abuse and neglect in Georgia.

The **Child Fatality Review Panel** provides direction, oversight, and training for each of the 159 Child Fatality Review Committees. The purpose of the local Child Fatality Review Committees is to provide a confidential forum to determine the cause and circumstances of child deaths.

The **Council on Aging** provides leadership to the Coalition of Advocates for Georgia's Elderly (CO-AGE), researches aging issues, publishes fact sheets and other educational materials to increase public awareness and understanding of issues of concern to Georgia's older adult population.

The **Governor's Council on Developmental Disabilities** is the state planning council created by a federal mandate through the Developmental Disabilities Act, and is charged with creating systems change for people with developmental disabilities and their families to increase independence, inclusion, integration, and productivity for people with disabilities.

The **Family Connection Partnership** is a public/private partnership that serves as a resource to state agencies across Georgia to help improve the conditions of children and their families.

AUTHORITY

Titles 3, 5, 8, 9, 12-14, 15-11, 16, 17-7-130, 17-7-131, 18, 19, 25, 26, 29-5-2, 30-5, 31, 34, 36, 37, 38-3-29, 3-40, 43-45, 47-50, Official Code of Georgia Annotated.

DEPARTMENT OF HUMAN RESOURCES

DEPARTMENT BUDGET FINANCIAL SUMMARY BY PROGRAM - FISCAL YEAR 2007

Program / Fund Sources	FY 2007 Agency Request Total	FY 2007 Governor's Recommendation						Total Changes	Total
		FY 2006 Current Budget	Redistribution	Reductions	Enhancements	Other Adjustments	Total		
Administration									
Federal Funds	\$116,904,993	\$78,206,511	\$24,898,482			\$6,793,648	\$11,103,365	\$42,795,495	\$121,002,006
Other Funds	5,872,044	5,872,044				(1,237,911)		(1,237,911)	4,634,133
State General Funds	101,625,093	84,654,193	4,286,575	(\$1,963,854)		6,400,000	19,168,742	27,891,463	112,545,656
Tobacco Settlement Funds	331,340	331,340	(9,356)					(9,356)	321,984
Total	224,733,470	169,064,088	29,175,701	(1,963,854)		11,955,737	30,272,107	69,439,691	238,503,779
Adoption Services and Supplements									
Federal Funds		25,557,784	(25,557,784)					(25,557,784)	0
Other Funds		561,732	(561,732)					(561,732)	0
State General Funds		27,839,182	(27,839,182)					(27,839,182)	0
Total		53,958,698	(53,958,698)					(53,958,698)	0
Adoption Services									
Federal Funds	28,370,544	2,812,760	25,557,784					25,557,784	28,370,544
Other Funds	561,732		561,732					561,732	561,732
State General Funds	33,278,586	5,419,019	27,839,182	(348,668)			44,659	27,535,173	32,954,192
Total	62,210,862	8,231,779	53,958,698	(348,668)			44,659	53,654,689	61,886,468
Adult Services									
Federal Funds	130,937,155	39,672,424	79,029,369			10,684,440		89,713,809	129,386,233
Other Funds	44,846,291	54,893,520	1,547,240					1,547,240	56,440,760
State General Funds	420,120,924	275,025,065	128,823,365	(20,258,997)		11,980,163	9,210,777	129,755,308	404,780,373
Tobacco Settlement Funds	10,255,138		10,255,138					10,255,138	10,255,138
Total	606,159,508	369,591,009	219,655,112	(20,258,997)		22,664,603	9,210,777	231,271,495	600,862,504
Child and Adolescent Services									
Federal Funds	25,542,035	22,950,333	3,105			2,328,528		2,331,633	25,281,966
Other Funds	2,747,495	1,809,908	937,587					937,587	2,747,495
State General Funds	90,371,661	81,152,411	3,387,684	(1,002,687)		5,687,473	1,612,337	9,684,807	90,837,218
Total	118,661,191	105,912,652	4,328,376	(1,002,687)		8,016,001	1,612,337	12,954,027	118,866,679

DEPARTMENT OF HUMAN RESOURCES

DEPARTMENT BUDGET FINANCIAL SUMMARY BY PROGRAM - FISCAL YEAR 2007

Program / Fund Sources	FY 2007 Agency Request Total	FY 2007 Governor's Recommendation						Total Changes	Total
		FY 2006 Current Budget	Redistribution	Reductions	Enhancements	Other Adjustments			
Child Protective Services									
Federal Funds		156,710,324	(156,710,324)					(156,710,324)	0
Other Funds		13,490,604	(13,490,604)					(13,490,604)	0
State General Funds		58,055,835	(58,055,835)					(58,055,835)	0
Tobacco Settlement Funds		2,069,048	(2,069,048)					(2,069,048)	0
Total		<u>230,325,811</u>	<u>(230,325,811)</u>					<u>(230,325,811)</u>	<u>0</u>
Child Support Services									
Federal Funds	40,639,108	43,247,343	(120,000)	(388,235)				(508,235)	42,739,108
Other Funds	9,060,828	9,060,828							9,060,828
State General Funds	17,533,836	15,508,672		(200,000)		274,208	74,208	15,582,880	15,582,880
Total	<u>67,233,772</u>	<u>67,816,843</u>	<u>(120,000)</u>	<u>(588,235)</u>		<u>274,208</u>	<u>(434,027)</u>	<u>67,382,816</u>	<u>67,382,816</u>
Child Welfare Services									
Federal Funds	168,015,940		160,385,532	(1,496,100)	7,481,975			166,371,407	166,371,407
Other Funds	13,651,099		13,651,099					13,651,099	13,651,099
State General Funds	59,962,259		60,754,118	(1,871,590)	4,437,525	449,638		63,769,691	63,769,691
Tobacco Settlement Funds	2,069,048							0	0
Total	<u>243,698,346</u>		<u>234,790,749</u>	<u>(3,367,690)</u>	<u>11,919,500</u>	<u>449,638</u>		<u>243,792,197</u>	<u>243,792,197</u>
Chronic Disease Prevention and Health Promotion									
Federal Funds	122,311,597	123,152,182	546,104					546,104	123,698,286
Other Funds	8,904,012	70,688		2,281,919				2,281,919	2,352,607
State General Funds	38,576,586	36,310,088	7,001,542	(2,406,919)		984,820	5,579,443	41,889,531	41,889,531
Tobacco Settlement Funds	6,215,632	8,215,632	(3,340,644)					(3,340,644)	4,874,988
Total	<u>176,007,827</u>	<u>167,748,590</u>	<u>4,207,002</u>	<u>(125,000)</u>		<u>984,820</u>	<u>5,066,822</u>	<u>172,815,412</u>	<u>172,815,412</u>
Chronic Disease Treatment and Control									
Federal Funds		1,210,877	(1,210,877)					(1,210,877)	0
State General Funds		4,565,157	(4,565,157)					(4,565,157)	0
Tobacco Settlement Funds		3,547,455	(3,547,455)					(3,547,455)	0
Total		<u>9,323,489</u>	<u>(9,323,489)</u>					<u>(9,323,489)</u>	<u>0</u>

DEPARTMENT OF HUMAN RESOURCES

DEPARTMENT BUDGET FINANCIAL SUMMARY BY PROGRAM - FISCAL YEAR 2007

Program / Fund Sources	FY 2007 Agency Request Total	FY 2007 Governor's Recommendation						Total Changes	Total
		FY 2006 Current Budget	Redistribution	Reductions	Enhancements	Other Adjustments			
Community Services - Adult									
Federal Funds		79,014,818	(79,014,818)					(79,014,818)	0
State General Funds		126,927,990	(126,927,990)					(126,927,990)	0
Tobacco Settlement Funds		10,255,138	(10,255,138)					(10,255,138)	0
Total		<u>216,197,946</u>	<u>(216,197,946)</u>					<u>(216,197,946)</u>	<u>0</u>
Contracted Client Transportation Services									
Federal Funds		24,898,482	(24,898,482)					(24,898,482)	0
State General Funds		4,172,324	(4,172,324)					(4,172,324)	0
Total		<u>29,070,806</u>	<u>(29,070,806)</u>					<u>(29,070,806)</u>	<u>0</u>
Direct Care Support Services									
Federal Funds	4,499,653		4,499,653					4,499,653	4,499,653
Other Funds	49,057,399		49,057,399					49,057,399	49,057,399
State General Funds	<u>92,231,519</u>		<u>94,448,798</u>	<u>1,311,326</u>		<u>1,947,333</u>		<u>97,707,457</u>	<u>97,707,457</u>
Total	145,788,571		148,005,850	1,311,326		1,947,333		151,264,509	151,264,509
Economic Assistance									
Federal Funds	442,076,607	269,571,016	134,119,836		20,337,000			154,456,836	424,027,852
Other Funds	27,574,063	7,574,063	20,000,000					20,000,000	27,574,063
State General Funds	<u>175,039,255</u>	<u>129,373,870</u>	<u>40,400,000</u>	<u>(631,329)</u>		<u>1,119,613</u>		<u>40,888,284</u>	<u>170,262,154</u>
Total	644,689,925	406,518,949	194,519,836	(631,329)	20,337,000	1,119,613		215,345,120	621,864,069
Elder Rights and Protection									
Federal Funds	7,492,689	7,492,689							7,492,689
State General Funds	<u>11,513,537</u>	<u>10,718,527</u>				<u>174,801</u>		<u>174,801</u>	<u>10,893,328</u>
Total	19,006,226	18,211,216				174,801		174,801	18,386,017
Emergency Preparedness and Response									
Federal Funds	1,147,504	1,147,504							1,147,504
State General Funds	<u>4,765,983</u>	<u>4,798,557</u>				<u>43,204</u>		<u>43,204</u>	<u>4,841,761</u>
Total	5,913,487	5,946,061				43,204		43,204	5,989,265

DEPARTMENT OF HUMAN RESOURCES

DEPARTMENT BUDGET FINANCIAL SUMMARY BY PROGRAM - FISCAL YEAR 2007

Program / Fund Sources	FY 2007 Agency Request Total	FY 2007 Governor's Recommendation						Total
		FY 2006 Current Budget	Redistribution	Reductions	Enhancements	Other Adjustments	Total Changes	
Environmental Protection and Hazard Control								
Federal Funds	543,732	543,732						543,732
State General Funds	14,335,107	13,402,876	886,945			122,362	1,009,307	14,412,183
Total	14,878,839	13,946,608	886,945			122,362	1,009,307	14,955,915
Essential Public Health Clinical Services								
Federal Funds	9,572,706	8,361,829	1,210,877				1,210,877	9,572,706
State General Funds	24,070,382	19,093,292	4,876,127			330,192	5,206,319	24,299,611
Tobacco Settlement Funds	3,547,455		3,547,455		1,452,545		5,000,000	5,000,000
Total	37,190,543	27,455,121	9,634,459		1,452,545	330,192	11,417,196	38,872,317
Facility and Provider Regulation								
Federal Funds	6,463,053	6,534,304						6,534,304
State General Funds	7,171,460	6,752,292		(79,589)	534,716	76,584	531,711	7,284,003
Total	13,634,513	13,286,596		(79,589)	534,716	76,584	531,711	13,818,307
Family Violence Services								
Federal Funds	3,845,813	3,845,813						3,845,813
Other Funds	3,617	3,617						3,617
State General Funds	4,184,108	4,701,950				1,389	1,389	4,703,339
Total	8,033,538	8,551,380				1,389	1,389	8,552,769
Fatherhood Initiative								
Federal Funds	120,000		120,000				120,000	120,000
Total	120,000		120,000				120,000	120,000

DEPARTMENT OF HUMAN RESOURCES

DEPARTMENT BUDGET FINANCIAL SUMMARY BY PROGRAM - FISCAL YEAR 2007

Program / Fund Sources	FY 2007 Agency Request Total	FY 2007 Governor's Recommendation						Total Changes	Total
		FY 2006 Current Budget	Redistribution	Reductions	Enhancements	Other Adjustments			
Health Information and Assessment									
Federal Funds	660,545	660,545							660,545
Other Funds	750,000								
State General Funds	7,118,209	6,654,104	348,639			256,607	605,246	7,259,350	
Tobacco Funds	115,637	115,637						115,637	
Total	8,644,391	7,430,286	348,639			256,607	605,246	8,035,532	
Health Promotion and Disease Prevention (Wellness)									
Federal Funds		480,015	(480,015)				(480,015)	0	
Total		480,015	(480,015)				(480,015)	0	
Home and Community Based Services									
Federal Funds		2,534,647	(2,534,647)				(2,534,647)	0	
State General Funds		3,979,936	(3,979,936)				(3,979,936)	0	
Total		6,514,583	(6,514,583)				(6,514,583)	0	
Home and Community Services									
Federal Funds	38,737,654	35,472,242	3,014,662		279,618		3,294,280	38,766,522	
State General Funds	64,503,708	59,057,590	3,979,936	(28,865)	1,446,132	14,551	5,411,754	64,469,344	
Tobacco Settlement Funds	8,000,392	8,000,392						8,000,392	
Total	111,241,754	102,530,224	6,994,598	(28,865)	1,725,750	14,551	8,706,034	111,236,258	
Independent and Transitional Living Services									
Federal Funds		3,675,208	(3,675,208)				(3,675,208)	0	
Other Funds		160,495	(160,495)				(160,495)	0	
State General Funds		629,235	(629,235)				(629,235)	0	
Total		4,464,938	(4,464,938)				(4,464,938)	0	

DEPARTMENT OF HUMAN RESOURCES

DEPARTMENT BUDGET FINANCIAL SUMMARY BY PROGRAM - FISCAL YEAR 2007

Program / Fund Sources	FY 2007 Agency Request Total	FY 2007 Governor's Recommendation						Total
		FY 2006 Current Budget	Redistribution	Reductions	Enhancements	Other Adjustments	Total Changes	
Infectious Disease Control								
Federal Funds	19,678,259	19,678,259						19,678,259
Other Funds	150,000		150,000				150,000	150,000
State General Funds	46,115,453	41,339,066	5,600,884			996,257	6,597,141	47,936,207
Tobacco Settlement Funds	1,226,667	1,226,667	(1,226,667)				(1,226,667)	0
Total	67,170,379	62,243,992	4,524,217			996,257	5,520,474	67,764,466
Laboratory Services								
Federal Funds		546,104	(546,104)				(546,104)	0
Other Funds		150,000	(150,000)				(150,000)	0
State General Funds		10,179,952	(10,179,952)				(10,179,952)	0
Total		10,876,056	(10,876,056)				(10,876,056)	0
Out of Home Care								
Federal Funds		118,203,127	(118,203,127)				(118,203,127)	0
Other Funds		32,925,589	(32,925,589)				(32,925,589)	0
State General Funds		148,321,478	(148,321,478)				(148,321,478)	0
Total		299,450,194	(299,450,194)				(299,450,194)	0
Out of Home Care								
Federal Funds	128,453,661		118,203,127		9,361,711		127,564,838	127,564,838
Other Funds	24,925,589		32,925,589				32,925,589	32,925,589
State General Funds	141,684,036		148,321,478	(1,076,904)	768,199	313,862	148,326,635	148,326,635
Total	295,063,286		299,450,194	(1,076,904)	10,129,910	313,862	308,817,062	308,817,062
Outdoor Therapeutic Program								
Federal Funds		3,105	(3,105)				(3,105)	0
Other Funds		937,587	(937,587)				(937,587)	0
State General Funds		3,294,177	(3,294,177)				(3,294,177)	0
Total		4,234,869	(4,234,869)				(4,234,869)	0
Prevention								
Federal Funds	10,512,485	10,512,485						10,512,485
State General Funds	710,269	669,605				89,086	89,086	758,691
Total	11,222,754	11,182,090				89,086	89,086	11,271,176

DEPARTMENT OF HUMAN RESOURCES

DEPARTMENT BUDGET FINANCIAL SUMMARY BY PROGRAM - FISCAL YEAR 2007

Program / Fund Sources	FY 2007 Agency Request Total	FY 2007 Governor's Recommendation					Total Changes	Total
		FY 2006 Current Budget	Redistribution	Reductions	Enhancements	Other Adjustments		
State Hospital Facilities - Direct Care Support Services								
Federal Funds		4,499,653	(4,499,653)				(4,499,653)	0
Other Funds		49,057,399	(49,057,399)				(49,057,399)	0
State General Funds		94,448,798	(94,448,798)				(94,448,798)	0
Total		148,005,850	(148,005,850)				(148,005,850)	0
State Hospital Facilities - Specialty Care								
Federal Funds		14,551	(14,551)				(14,551)	0
Other Funds		1,547,240	(1,547,240)				(1,547,240)	0
State General Funds		1,495,494	(1,495,494)				(1,495,494)	0
Total		3,057,285	(3,057,285)				(3,057,285)	0
Support for Needy Families - Basic Assistance								
Federal Funds		94,788,339	(94,788,339)				(94,788,339)	0
Other Funds		20,000,000	(20,000,000)				(20,000,000)	0
State General Funds		14,400,000	(14,400,000)				(14,400,000)	0
Total		129,188,339	(129,188,339)				(129,188,339)	0
Support for Needy Families - Work Assistance								
Federal Funds		39,331,497	(39,331,497)				(39,331,497)	0
State General Funds		26,000,000	(26,000,000)				(26,000,000)	0
Total		65,331,497	(65,331,497)				(65,331,497)	0
ATTACHED AGENCIES:								
Brain and Spinal Injury Trust Fund								
Other State Funds	3,075,000	3,000,000				7,691	7,691	3,007,691
Total	3,075,000	3,000,000				7,691	7,691	3,007,691
Child Fatality Review Panel								
State General Funds	412,827	334,562				4,270	4,270	338,832
Total	412,827	334,562				4,270	4,270	338,832

DEPARTMENT OF HUMAN RESOURCES

DEPARTMENT BUDGET FINANCIAL SUMMARY BY PROGRAM - FISCAL YEAR 2007

Program / Fund Sources	FY 2007 Agency Request Total	FY 2007 Governor's Recommendation						Total Changes	Total
		FY 2006 Current Budget	Redistribution	Reductions	Enhancements	Other Adjustments			
Children's Trust Fund									
State General Funds	5,662,556	5,660,703	1,272,170			11,955	1,284,125	6,944,828	
Tobacco Funds	1,272,170	1,272,170	(1,272,170)				(1,272,170)	0	
Total	6,934,726	6,932,873	0			11,955	11,955	6,944,828	
Council on Aging									
State General Funds	149,911	148,951				5,810	5,810	154,761	
Total	149,911	148,951				5,810	5,810	154,761	
Family Connection Partnership									
Federal Funds	1,475,000	1,475,000						1,475,000	
State General Funds	9,496,939	9,130,281				7,291	7,291	9,137,572	
Total	10,971,939	10,605,281				7,291	7,291	10,612,572	
Governor's Council on Developmental Disabilities									
Federal Funds	2,248,393	2,248,393				13,609	13,609	2,262,002	
State General Funds	29,323	29,241				464	464	29,705	
Total	2,277,716	2,277,634				14,073	14,073	2,291,707	
TOTAL FUNDS	\$2,905,125,301	\$2,799,447,161	\$0	(\$28,160,492)	\$88,735,762	\$48,385,477	\$108,960,747	\$2,908,407,908	
Less:									
Federal Funds	\$1,310,249,126	\$1,229,053,895	\$0	(\$1,884,335)	\$57,266,920	\$11,116,974	\$66,499,559	\$1,295,553,454	
Other Funds	188,104,169	198,115,314	0	2,281,919	(1,237,911)	0	1,044,008	199,159,322	
Subtotal	\$1,498,353,295	\$1,427,169,209	\$0	\$397,584	\$56,029,009	\$11,116,974	\$67,543,567	\$1,494,712,776	
State General Funds	\$1,370,663,527	\$1,334,244,473	\$7,917,885	(\$28,558,076)	\$31,254,208	\$37,260,812	\$47,874,829	\$1,382,119,302	
Other State Funds	3,075,000	3,000,000					7,691	3,007,691	
Tobacco Settlement Funds	33,033,479	35,033,479	(7,917,885)		1,452,545		(6,465,340)	28,568,139	
TOTAL STATE FUNDS	\$1,406,772,006	\$1,372,277,952	\$0	(\$28,558,076)	\$32,706,753	\$37,260,812	\$41,417,180	\$1,413,695,132	

DEPARTMENT OF HUMAN RESOURCES

DEPARTMENT BUDGET FINANCIAL SUMMARY BY OBJECT CLASS - FISCAL YEAR 2007

Object Classes / Fund Sources	FY 2007 Agency Request Total	FY 2004 Expenditures	FY 2005 Expenditures	FY 2007 Governor's Recommendations		
				FY 2006 Current Budget	Changes	Total
Personal Services	\$453,313,672	\$477,860,673	\$476,387,693	\$458,915,429	\$39,818,715	\$498,734,144
Regular Operating Expenses	88,400,026	214,854,369	221,378,538	88,075,179	(113,366)	87,961,813
Travel	6,331,061	4,403,863	4,726,299	4,928,636	1,352,855	6,281,491
Motor Vehicle Purchases	421,961	341,894	356,738	541,444	(22,222)	519,222
Equipment	1,274,779	1,381,147	1,755,498	1,223,975	20,804	1,244,779
Computer Charges	78,904,005	86,153,286	77,942,402	56,096,869	3,583,536	59,680,405
Real Estate Rentals	13,242,072	14,056,467	13,411,766	13,169,815	1,358,181	14,527,996
Telecommunications	14,388,901	22,761,632	19,776,706	14,356,675	22,632	14,379,307
Per Diem and Fees	8,981,086	19,705,524	19,415,477	12,871,056	(5,452,520)	7,418,536
Capital Outlay		883,178	5,555,148			
Contracts	49,605,607	102,848,376	134,080,516	51,601,211	(374,431)	51,226,780
Utilities	10,553,668	12,611,135	12,525,097	10,553,668		10,553,668
Postage	4,179,908	6,031,703	4,691,447	4,367,071		4,367,071
Operating Expenses	59,158,722	73,940,434	69,775,747	58,983,407	1,809,928	60,793,335
Service Benefit for Children	621,910,420	521,318,246	584,567,560	560,759,741	70,108,702	630,868,443
Purchase of Service Contracts	170,920,164	240,559,628	225,718,349	162,968,629	7,164,866	170,133,495
Payments to DCH - Medicaid Benefits	39,545,303	33,944,685	37,154,092	38,321,053	1,166,517	39,487,570
Grants to County DFCS - Operations	364,073,571	407,029,184	419,652,738	393,932,688	(37,868,670)	356,064,018
Special Purpose Contracts	7,278,238	11,993,024	10,660,256	7,796,714		7,796,714
Grant-in-Aid to Counties	146,408,918	198,089,940	201,057,710	144,120,914	1,565,360	145,686,274
Medical Benefits	6,138,072	6,683,890	6,263,440	6,138,072	1,452,545	7,590,617
Children's Trust Fund	7,347,553	8,602,250	7,275,505	7,267,435	16,225	7,283,660
Cash Benefits	200,930,706	183,620,633	155,372,751	183,910,706	8,247,784	192,158,490
Major Maintenance and Construction	2,236,436	2,519,238	2,155,675	2,236,436	22,222	2,258,658

DEPARTMENT OF HUMAN RESOURCES

DEPARTMENT BUDGET FINANCIAL SUMMARY BY OBJECT CLASS - FISCAL YEAR 2007

Object Classes / Fund Sources	FY 2007 Agency Request Total	FY 2004 Expenditures	FY 2005 Expenditures	FY 2007 Governor's Recommendations		
				FY 2006 Current Budget	Changes	Total
Community Services	547,295,691	418,916,104	503,303,641	513,559,498	15,081,084	528,640,582
Brain and Spinal Trust Fund Benefits	2,284,761	751,240	1,700,803	2,750,840		2,750,840
TOTAL FUNDS	\$2,905,125,301	\$3,071,861,743	\$3,216,661,592	\$2,799,447,161	\$108,960,747	\$2,908,407,908
<u>Less:</u>						
Federal Funds	\$1,310,249,126	\$1,344,213,642	\$1,572,429,662	\$1,229,053,895	\$66,499,559	\$1,295,553,454
Other Funds	188,104,169	289,717,115	260,109,064	198,115,314	1,044,008	199,159,322
DOAS Indirect Funds		5,620,096	5,620,100			
Subtotal	\$1,498,353,295	\$1,639,550,853	\$1,838,158,826	\$1,427,169,209	\$67,543,567	\$1,494,712,776
State General Funds	\$1,370,663,527	\$1,388,242,309	\$1,336,520,096	\$1,334,244,473	\$47,874,829	\$1,382,119,302
Other State Funds	3,075,000			3,000,000	7,691	3,007,691
Tobacco Funds	33,033,479	44,068,581	41,982,670	35,033,479	(6,465,340)	28,568,139
TOTAL STATE FUNDS	\$1,406,772,006	\$1,432,310,890	\$1,378,502,766	\$1,372,277,952	\$41,417,180	\$1,413,695,132
Positions	19,049	19,215	18,446	19,289	95	19,384
Motor Vehicles	603	588	606	623	(36)	587
<u>ATTACHED AGENCIES (Information Only):</u>						
Brain and Spinal Injury Trust Fund	3,075,000	1,061,878	2,218,347	3,000,000	7,691	3,007,691
Child Fatality Review Panel	412,827	379,722	464,140	334,562	4,270	338,832
Children's Trust Fund	6,934,726	8,617,065	8,260,385	6,932,873	11,955	6,944,828
Council on Aging	149,911	146,578	144,853	148,951	5,810	154,761
Family Connection Partnership	10,971,939	11,998,656	11,419,279	10,605,281	7,291	10,612,572
Governor's Council on Developmental Disabilities	2,277,716	2,339,062	1,758,813	2,277,634	14,073	2,291,707
Positions	20	20	20	20	0	20

DEPARTMENT OF HUMAN RESOURCES

PROGRAM BUDGET SUMMARY - FISCAL YEAR 2007

Program Budgets	FY 2006 Current Budget			FY 2007 Governor's Recommendations		
	State Funds	Federal and Other Funds	Total	State Funds	Federal and Other Funds	Total
Administration	\$84,985,533	\$84,078,555	\$169,064,088	\$112,867,640	\$125,636,139	\$238,503,779
Adoption Services and Supplements	27,839,182	26,119,516	53,958,698			
Adoption Services	5,419,019	2,812,760	8,231,779	32,954,192	28,932,276	61,886,468
Adult Services	275,025,065	94,565,944	369,591,009	415,035,511	185,826,993	600,862,504
Child and Adolescent Services	81,152,411	24,760,241	105,912,652	90,837,218	28,029,461	118,866,679
Child Protective Services	60,124,883	170,200,928	230,325,811			
Child Support Services	15,508,672	52,308,171	67,816,843	15,582,880	51,799,936	67,382,816
Child Welfare Services				63,769,691	180,022,506	243,792,197
Chronic Disease Prevention and Health Promotion	44,525,720	123,222,870	167,748,590	46,764,519	126,050,893	172,815,412
Chronic Disease Treatment and Control	8,112,612	1,210,877	9,323,489			
Community Services - Adult	137,183,128	79,014,818	216,197,946			
Contracted Client Transportation Services	4,172,324	24,898,482	29,070,806			
Direct Care Support Services				97,707,457	53,557,052	151,264,509
Economic Assistance	129,373,870	277,145,079	406,518,949	170,262,154	451,601,915	621,864,069
Elder Rights and Protection	10,718,527	7,492,689	18,211,216	10,893,328	7,492,689	18,386,017
Emergency Preparedness and Response	4,798,557	1,147,504	5,946,061	4,841,761	1,147,504	5,989,265
Environmental Protection and Hazard Control	13,402,876	543,732	13,946,608	14,412,183	543,732	14,955,915
Essential Public Health Clinical Services	19,093,292	8,361,829	27,455,121	29,299,611	9,572,706	38,872,317
Facility and Provider Regulation	6,752,292	6,534,304	13,286,596	7,284,003	6,534,304	13,818,307
Family Violence Services	4,701,950	3,849,430	8,551,380	4,703,339	3,849,430	8,552,769
Fatherhood Initiative					120,000	120,000
Health Information and Assessment	6,769,741	660,545	7,430,286	7,374,987	660,545	8,035,532
Health Promotion and Disease Prevention (Wellness)		480,015	480,015			
Home and Community Based Services	3,979,936	2,534,647	6,514,583			
Home and Community Services	67,057,982	35,472,242	102,530,224	72,469,736	38,766,522	111,236,258
Independent and Transitional Living Services	629,235	3,835,703	4,464,938			
Infectious Disease Control	42,565,733	19,678,259	62,243,992	47,936,207	19,828,259	67,764,466
Laboratory Services	10,179,952	696,104	10,876,056			
Out of Home Care	148,321,478	151,128,716	299,450,194			
Out of Home Care				148,326,635	160,490,427	308,817,062
Outdoor Therapeutic Program	3,294,177	940,692	4,234,869			
Prevention	669,605	10,512,485	11,182,090	758,691	10,512,485	11,271,176
State Hospital Facilities - Direct Care Support Services	94,448,798	53,557,052	148,005,850			

DEPARTMENT OF HUMAN RESOURCES

PROGRAM BUDGET SUMMARY - FISCAL YEAR 2007

Program Budgets	FY 2006 Current Budget			FY 2007 Governor's Recommendations		
	State Funds	Federal and Other Funds	Total	State Funds	Federal and Other Funds	Total
State Hospital Facilities - Specialty Care	1,495,494	1,561,791	3,057,285			
Support for Needy Families - Basic Assistance	14,400,000	114,788,339	129,188,339			
Support for Needy Families - Work Assistance	26,000,000	39,331,497	65,331,497			
Subtotal	<u>\$1,352,702,044</u>	<u>\$1,423,445,816</u>	<u>\$2,776,147,860</u>	<u>\$1,394,081,743</u>	<u>\$1,490,975,774</u>	<u>\$2,885,057,517</u>
ATTACHED AGENCIES:						
Brain and Spinal Injury Trust Fund	\$3,000,000		\$3,000,000	\$3,007,691		\$3,007,691
Child Fatality Review Panel	334,562		334,562	338,832		338,832
Children's Trust Fund	6,932,873		6,932,873	6,944,828		6,944,828
Council on Aging	148,951		148,951	154,761		154,761
Family Connection Partnership	9,130,281	\$1,475,000	10,605,281	9,137,572	\$1,475,000	10,612,572
Governor's Council on Developmental Disabilities	29,241	2,248,393	2,277,634	29,705	2,262,002	2,291,707
Subtotal	<u>\$19,575,908</u>	<u>\$3,723,393</u>	<u>\$23,299,301</u>	<u>\$19,613,389</u>	<u>\$3,737,002</u>	<u>\$23,350,391</u>
TOTAL FUNDS	<u>\$1,372,277,952</u>	<u>\$1,427,169,209</u>	<u>\$2,799,447,161</u>	<u>\$1,413,695,132</u>	<u>\$1,494,712,776</u>	<u>\$2,908,407,908</u>

DEPARTMENT OF HUMAN RESOURCES

BUDGET SUMMARY - FISCAL YEAR 2007

Governor's Recommended Adjustments to the Current Budget	Amounts
FY 2006 STATE GENERAL FUND APPROPRIATIONS	\$1,334,244,473
FY 2006 OTHER STATE FUND APPROPRIATIONS	\$3,000,000
DEPARTMENT OF HUMAN RESOURCES	
1. Annualize the cost of the FY 2006 salary adjustment (\$8,586,973) and provide for a salary increase in FY 2007 of up to 4% effective January 1, 2007 (\$10,225,296).	18,812,269
2. Increase funds to reflect an adjustment in the employer share of State Health Benefit Plan premiums from 14.2% to 16.713% (Total Funds: \$24,978,950).	14,988,649
3. Increase funds to reflect an adjustment in the Workers' Compensation premiums (Total Funds: \$3,318,211).	2,602,891
4. Provide for an adjustment to the Georgia Building Authority real estate rental rate for office space (Total Funds: \$1,224,957).	827,213
5. Recognize increase in federal match rate by adjusting state funds in the Family Foster Care subprogram of the Out of Home Care program (\$1,076,904), the Adoption Supplements subprogram of the Adoption Services program (\$348,668), the Temporary Assistance for Needy Families subprogram of the Economic Assistance program (\$631,329), the Child Welfare Services program (\$335,972), the Community Care Services subprogram of the Home and Community Services program (\$28,865), and the Community Services - Adult Developmental Disabilities subprogram of the Adult Services program (\$500,000).	(2,921,738)
6. Reduce administrative costs in General Administration subprogram (\$485,134), Public Health Administration subprogram (\$500,000) and the Information Technology subprogram (\$257,643) of the Administration program, Child Support Services program (\$200,000), and the Child Care Licensing subprogram (\$228), the Health Care Licensing subprogram (\$38,514) and the Long-term Care Licensing subprogram (\$40,847) of the Facility and Provider Regulation program (Total Funds: \$1,910,601).	(1,522,366)
7. Reduce contracts and operating costs in the General Administration subprogram (\$36,077), the Public Health Administration subprogram (\$10,000) and the Information Technology subprogram (\$175,000) of the Administration program, the Health Promotion subprogram (\$125,000) of the Chronic Disease Prevention and Health Promotion program and the Child Welfare program (\$31,718).	(377,795)
8. Replace tobacco funds in the HIV/AIDS subprogram of the Infectious Disease Control Program (\$1,226,667), Comprehensive Child Health subprogram of the Chronic Disease Prevention and Health Promotion program (\$3,350,000), and the Child Welfare Services program (\$2,069,048) with state general funds.	6,645,715
9. Provide funds for an additional 500 slots in the Community Care Services Program for eligible elderly clients which will provide services that will enable them to continue to live at home (Total Funds: \$1,725,750).	1,446,132
10. Realize efficiencies through the consolidation of DFCS county management in the Child Welfare Services program and eliminate 60 positions through attrition (Total Funds: \$3,000,000).	(1,503,900)
11. Annualize the cost of 500 additional Child Protective Services caseworkers in the Child Welfare Services program (Total Funds: \$9,389,500).	4,437,525
12. Increase family foster care per diem rates in the Family Foster Care subprogram in the Out of Home Care program by 3.2%, consistent with the Consumer Price Index (CPI) increase (Total Funds: \$1,581,910).	768,199
13. Reduce equipment purchases in the Information Technology subprogram of the Administration program.	(500,000)

DEPARTMENT OF HUMAN RESOURCES

BUDGET SUMMARY - FISCAL YEAR 2007

Governor's Recommended Adjustments to the Current Budget	Amounts
14. Provide funds in the Information Technology subprogram of the Administration program for the implementation of the Statewide Automated Child Welfare Information System (Total Funds: \$7,000,000).	3,500,000
15. Provide state funds in the General Administration subprogram of the Administration program to replace county funds previously contributed for the cost of the Electronic Benefit Transfer (EBT) card services (Total Funds: \$2,555,737).	2,200,000
16. Enhance SUCCESS system to support Medicaid eligibility verification and for changes in TANF in the Information Technology subprogram of the Administration program (Total Funds: \$2,400,000).	700,000
17. Transfer state funds from the Adult Services program to the Department of Community Health's Low Income Medicaid program to implement Georgia Healthy Families which serves Medicaid clients that receive mental health services.	(17,910,517)
18. Realize savings by reducing non-Psychiatrist Physicians at Central State Hospital in the State Hospital Services - Adult Mental Health subprogram (\$900,000), the State Hospital Services - Forensic Secure Inpatient Services subprogram (\$300,000) and the State Institutional Services - Adult Developmental Disabilities subprogram of the Adult Services (\$900,000) program.	(2,100,000)
19. Realize savings by consolidating the Craig Nursing Center and the Nursing Home Center in the State Hospital Services - Adult Mental Health subprogram (\$1,041,854), the State Institutional Services - Adult Developmental Disabilities subprogram (\$307,269) and the Direct Care Support Services subprogram (\$150,877) of the Adult Services program and eliminate 38 positions.	(1,500,000)
20. Transfer 19 mentally retarded and seriously emotionally disturbed child and adolescent consumers from Northwest Georgia Regional Hospital to the community in the Child and Adolescent Services program and eliminate 32 positions.	(1,002,687)
21. Fund 750 waiver slots for consumers on the Mental Retardation/Developmental Disabilities Waiting List in the Adult Services program (\$5,277,697) and the Child and Adolescent Services program (\$1,080,974) (Total Funds: \$13,281,233).	6,358,671
22. Provide child and adolescent crisis stabilization services in the Child and Adolescent Services program (Total Funds: \$4,050,000).	3,774,000
23. Annualize the cost of 925 waiver slots on the Mental Retardation/Developmental Disabilities Waiting List in the Adult Services program (\$2,648,987) and in the Child and Adolescent Services program (\$548,430) (Total Funds: \$8,302,823).	3,197,417
24. Provide community services and forensic placements for consumers at West Central Georgia Regional Hospital through the following strategies:	3,062,846
a. Transfer 20 adult mental health beds to Northwest Georgia Regional Hospital by October 1, 2006;	
b. Transfer 35 adult mental health consumers to the community by March 1, 2007;	
c. Provide community adult crisis stabilization services by establishing 2 16-bed units by October 1, 2006;	
d. Transfer 40 forensic beds to Georgia Regional Hospital Savannah by June 15, 2007;	
e. Provide community forensic transition services by establishing a 6-bed community integration home by February 1, 2007;	
f. Provide court ordered community placement for 35 forensic consumers by June 1, 2007;	
g. Transfer administration of 8 adolescent transition beds to Southwestern State Hospital.	
25. Provide for case management and other support services in the Adult Services program for adult mental health and addictive disease consumers being treated in the community (Total Funds: \$1,989,000).	1,530,000
26. Provide funds for one adult crisis stabilization unit in the Adult Services program so that consumers can be served in the community rather than at a state hospital (Total Funds: \$1,773,479).	1,523,479

DEPARTMENT OF HUMAN RESOURCES

BUDGET SUMMARY - FISCAL YEAR 2007

Governor's Recommended Adjustments to the Current Budget	Amounts
27. Provide funds for provider training and treatment services to 200 methamphetamine-addicted adults with children in the Adult Services program.	1,000,000
28. Transfer the American Association of Adapted Sports Program contract from the Department of Labor's Roosevelt Warm Springs Institute program to the Community Services - Child and Adolescent Developmental Disabilities subprogram of the Child and Adolescent Services program.	284,069
29. Increase the number of newborn screening tests currently performed from 13 to 29 to improve health and developmental outcomes for children. Reflect a \$40 fee and reduce state funds in the Comprehensive Child Health subprogram (\$2,281,919).	(2,281,919)
30. Provide funds to increase inspection of licensed residential child caring facilities in the Regulatory Compliance program.	534,716
31. Realign funds in the following programs to reflect the program restructuring for state fiscal year 2007 to allow for provision of services to Georgia citizens:	
a. Transfer federal funds from the Health Promotion and Disease Prevention program to the Home and Community Based Services program (Total Funds: \$480,000);	Yes
b. Transfer \$3,979,936 from the Caregiver Resources subprogram and federal funds from the Senior Nutrition subprogram of the Home and Community Based Services Program to the Home and Community Based Services subprogram of the Home and Community Services program (Total Funds: \$6,330,503);	Yes
c. Transfer federal funds from the Child Support Enforcement program to the Fatherhood Initiative program (Total Funds: \$120,000);	Yes
d. Transfer \$27,839,182 from the Adoptions Services and Supplements program to the Adoptions Supplements subprogram (\$24,310,909) and the Adoption Support subprogram (\$3,528,273) of the Adoption Services program (Total Funds: \$53,958,698);	Yes
e. Transfer \$58,055,835 from the Child Protective Services program and \$629,235 from the Independent and Transitional Living Services program to the Child Welfare Services program (Total Funds: \$234,790,749);	Yes
f. Transfer \$14,400,000 from the Support for Needy Families - Basic Assistance program and \$26,000,000 from the Support for Needy Families - Work Assistance program to the Temporary Assistance for Needy Families subprogram (\$40,400,000) and federal funds to the Community Programs subprogram of the Economic Assistance program (\$58,685,070) (Total Funds: \$194,519,836);	Yes
g. Transfer \$137,183,128 from the Community Services Adult program and \$1,495,494 from the State Hospital Facilities - Specialty Care program to the Adult Services program (Total Funds: \$219,255,231);	Yes
h. Transfer \$3,294,177 from the Outdoor Therapeutic program to the Child and Adolescent Services program (Total Funds: \$4,234,869);	Yes
i. Transfer \$94,448,798 from the State Hospital Facilities - Direct Care Support Services program to the Direct Care Support Services program (Total Funds: \$148,005,850);	Yes
j. Transfer \$4,565,157 from the Chronic Disease Treatment and Control program to the Hypertension Management subprogram (\$4,336,199) and the Cancer State Aid subprogram (\$228,958) of the Essential Public Health Clinical Services program (Total Funds: \$9,323,489);	Yes
k. Transfer \$4,172,324 from the Contracted Client Transportation Services program to the General Administration subprogram(\$1,265,144), the MHDDAD Administration subprogram (\$2,036,567), the Aging Services Administration subprogram (\$870,613) and the federal funds in the DFCS Administration subprogram of the Administration program (Total Funds: \$7,635,751).	Yes

DEPARTMENT OF HUMAN RESOURCES

BUDGET SUMMARY - FISCAL YEAR 2007

Governor's Recommended Adjustments to the Current Budget	Amounts
Child Fatality Review Panel	
1. Annualize the cost of the FY 2006 salary adjustment (\$160) and provide for a salary increase in FY 2007 of up to 4% effective January 1, 2007 (\$400).	\$560
2. Increase funds to reflect an adjustment in the employer share of State Health Benefit Plan premiums from 14.2% to 16.713%.	3,360
3. Increase funds to reflect an adjustment in the Workers' Compensation premiums.	350
Subtotal	\$4,270
Children's Trust Fund	
1. Annualize the cost of the FY 2006 salary adjustment (\$1,853) and provide for a salary increase in FY 2007 of up to 4% effective January 1, 2007 (\$4,633).	\$6,486
2. Increase funds to reflect an adjustment in the employer share of State Health Benefit Plan premiums from 14.2% to 16.713%.	5,002
3. Increase funds to reflect an adjustment in the Workers' Compensation premiums.	467
4. Replace tobacco funds in the Children's Trust Fund (\$1,272,170) with state general funds.	1,272,170
Subtotal	\$1,284,125
Council on Aging	
1. Annualize the cost of the FY 2006 salary adjustment (\$960) and provide for a salary increase in FY 2007 of up to 4% effective January 1, 2007 (\$2,400).	\$3,360
2. Increase funds to reflect an adjustment in the employer share of State Health Benefit Plan premiums from 14.2% to 16.713%.	2,450
Subtotal	\$5,810
Family Connection Partnership	
1. Annualize the cost of the FY 2006 salary adjustment (\$1,447) and provide for a salary increase in FY 2007 of up to 4% effective January 1, 2007 (\$3,618).	\$5,065
2. Increase funds to reflect an adjustment in the employer share of State Health Benefit Plan premiums from 14.2% to 16.713%.	2,226
Subtotal	\$7,291

DEPARTMENT OF HUMAN RESOURCES

BUDGET SUMMARY - FISCAL YEAR 2007

Governor's Recommended Adjustments to the Current Budget	Amounts
Governor's Council on Developmental Disabilities	
1. Annualize the cost of the FY 2006 salary adjustment (\$82) and provide for a salary increase in FY 2007 of up to 4% effective January 1, 2007 (\$205).	\$287
2. Increase funds to reflect an adjustment in the employer share of State Health Benefit Plan premiums from 14.2% to 16.713% (Total Funds: \$13,786).	177
Subtotal	\$464
TOTAL NET STATE GENERAL FUNDS ADJUSTMENTS	\$1,385,126,993
TOTAL STATE GENERAL FUNDS RECOMMENDED	\$1,385,126,993
FY 2006 TOBACCO SETTLEMENT FUNDS APPROPRIATIONS	\$35,033,479
DEPARTMENT OF HUMAN RESOURCES	
1. Provide funding for the Cancer State Aid sub-program of the Essential Public Health Clinical Services program to treat low-income, uninsured or underinsured patients with survivable cancers.	\$1,452,545
2. Replace tobacco funds in the HIV/AIDS subprogram of the Infectious Disease Control Program (\$1,226,667), Comprehensive Child Health subprogram of the Chronic Disease Prevention and Health Promotion program (\$3,350,000), the Child Welfare Services program (\$2,069,048), and the Children's Trust Fund (\$1,272,170) with state general funds.	(7,917,885)
TOTAL NET TOBACCO SETTLEMENT FUNDS ADJUSTMENTS	(\$6,465,340)
TOTAL TOBACCO SETTLEMENT FUNDS RECOMMENDED	\$28,568,139
TOTAL STATE FUNDS RECOMMENDED	\$1,413,695,132

DEPARTMENT OF HUMAN RESOURCES

BUDGET SUMMARY - FISCAL YEAR 2007

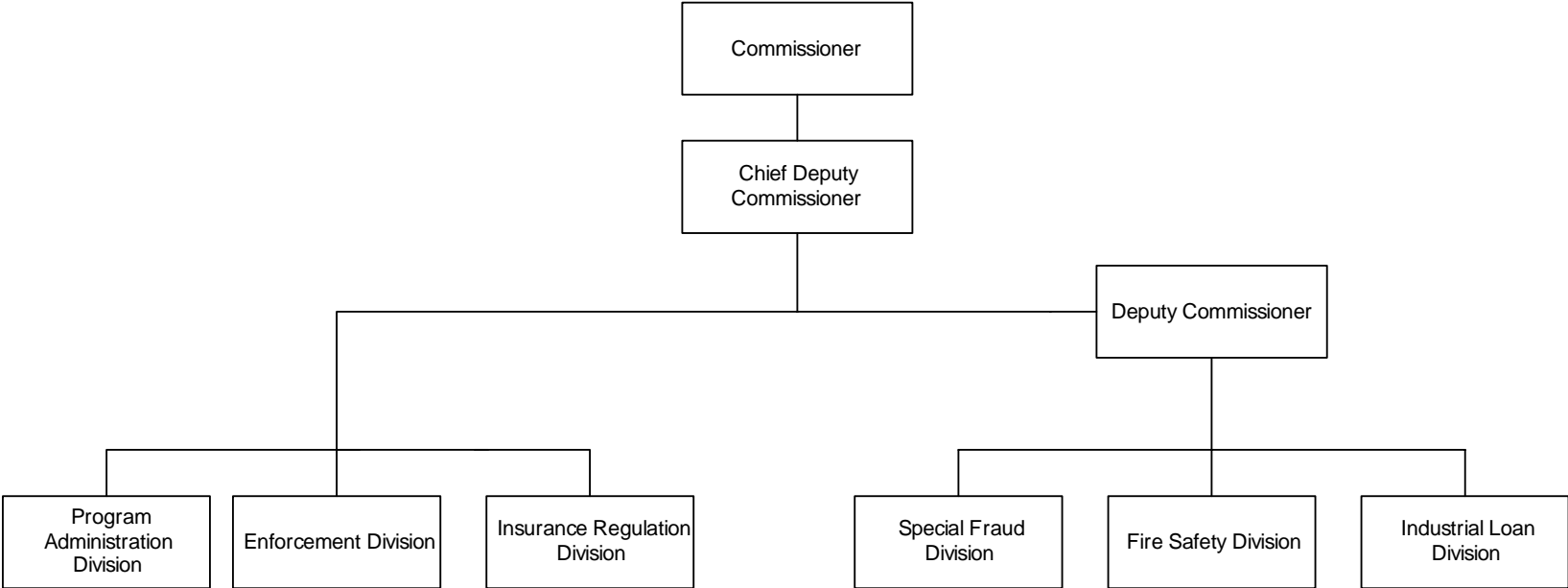
Governor's Recommended Adjustments to the Current Budget	Amounts
--	---------

CAPITAL OUTLAY SUMMARY - FISCAL YEAR 2007

	<u>Yr.</u>	<u>Principal</u>	<u>Debt Service</u>
DEPARTMENT OF HUMAN RESOURCES			
1. Fund life safety and HVAC renovations at the Powell Building, Central State Hospital.	20	\$980,000	\$83,721
2. Fund facility electrical code compliance upgrades, Allen Building, Central State Hospital.	20	3,005,000	256,717
3. Replace air handlers in surgery area, Kidd Building, Central State Hospital.	20	375,000	32,036
4. Fund HVAC replacement, and plumbing and mechanical system replacement, Freeman Building, Central State Hospital.	20	5,560,000	474,990
5. Install building communication system in 5 buildings, water system upgrades, and completion of steam plant upgrades at Central State Hospital.	20	2,775,000	237,068
6. Fund facility roof replacement and boiler replacement, Savannah Regional Hospital.	20	2,535,000	216,565
7. Replace kitchen equipment, East Central Regional Hospital, and laundry equipment East Central Regional Hospital, Gracewood.	5	725,000	165,300
8. Fund roof replacement and flooring replacement, East Central Regional Hospital, Gracewood.	20	3,290,000	281,065
9. Renovate Building #15, construct small warehouse, and roof replacement, Atlanta Regional Hospital.	20	2,580,000	220,409
10. Replace laundry equipment, Northwest Regional Hospital.	5	135,000	30,780
TOTAL		\$21,960,000	\$1,998,651
STATE FUNDS			\$1,415,693,783

DEPARTMENT OF INSURANCE

ORGANIZATIONAL CHART



DEPARTMENT OF INSURANCE

Roles and Responsibilities:

The Department of Insurance is accountable for upholding state laws regulating insurance, small loans, fire safety, and manufactured housing. The department organizes its efforts in fulfilling these responsibilities around five divisions as follows.

INTERNAL ADMINISTRATION

The Internal Administration Division provides management, policy direction, and enforcement and administrative support for the department's programs which regulate companies and protect consumers in the areas of insurance, industrial loans, fire safety, manufactured housing, arson investigations, building inspections, and hazardous materials handling and storage. The division's activities include performing accounting, budgetary, personnel, and purchasing duties for all agency divisions. Additionally, the division oversees the establishment and implementation of department policies and procedures.

INSURANCE REGULATION

The Insurance Regulation Division is responsible for administering Georgia insurance laws and regulations.

Staff members process applications for insurance companies to conduct business in the state and insurance agent license applications. The division is also responsible for reviewing and approving insurance company life and health and property and casualty policy forms, and rates as well as regulating group self-insurance funds.

INDUSTRIAL LOAN REGULATION

The Industrial Loan Regulation Division administers the Georgia Industrial Loan Act by performing examinations of all accounts held by industrial loan companies (small loan companies making loans of \$3,000 or less) licensed to do business in Georgia and accounting for all fees and taxes payable by such companies. Additionally, division staff members process applications for new industrial loan company licenses and investigate consumer complaints.

FIRE SAFETY AND MANUFACTURED HOUSING REGULATION

The Fire Safety and Manufactured Housing Regulation Division administers and enforces compliance with state and federal laws regarding fire safety and manufactured housing. The division is charged with reviewing construction plans for

public buildings and manufactured houses and ensuring that the plans meet fire prevention and protection standards. In addition, division staff members process applications for licenses and permits to use/store hazardous or physically unstable substances and materials. The division is also responsible for investigating suspicious fires in the state.

SPECIAL INSURANCE FRAUD UNIT

The Special Insurance Fraud Unit investigates claims of insurance fraud, upon request. This unit was established through enactment of HB 616 by the 1995 General Assembly with the goal of reducing the occurrence of insurance fraud and the resulting financial burden it places on businesses and consumers.

AUTHORITY

State Constitution; Title 45-14 of the Official Code of Georgia Annotated.

DEPARTMENT OF INSURANCE

DEPARTMENT BUDGET FINANCIAL SUMMARY BY PROGRAM - FISCAL YEAR 2007

Program / Fund Sources	FY 2007 Agency Request Total	FY 2007 Governor's Recommendation						Total
		FY 2006 Current Budget	Redistribution	Reductions	Enhancements	Other Adjustments	Total Changes	
Administration								
State General Funds	\$2,236,232	\$2,203,831				\$92,105	\$92,105	\$2,295,936
Total	2,236,232	2,203,831				92,105	92,105	2,295,936
Enforcement								
State General Funds	782,482	767,482				44,748	44,748	812,230
Total	782,482	767,482				44,748	44,748	812,230
Fire Safety								
Federal Funds	954,555	954,555						954,555
Other Funds	81,945	81,945				15,287	15,287	97,232
State General Funds	5,101,286	4,955,173				179,558	179,558	5,134,731
Total	6,137,786	5,991,673				194,845	194,845	6,186,518
Industrial Loan								
State General Funds	703,827	688,827				34,299	34,299	723,126
Total	703,827	688,827				34,299	34,299	723,126
Insurance Regulation								
State General Funds	5,651,036	5,396,059				221,895	221,895	5,617,954
Total	5,651,036	5,396,059				221,895	221,895	5,617,954
Special Fraud								
State General Funds	\$3,002,400	\$2,803,036			\$196,964	\$102,764	\$299,728	\$3,102,764
Total	3,002,400	2,803,036			196,964	102,764	299,728	3,102,764
TOTAL FUNDS	\$18,513,763	\$17,850,908	\$0	\$0	\$196,964	\$690,656	\$887,620	\$18,738,528
Less:								
Federal Funds	\$954,555	\$954,555						\$954,555
Other Funds	81,945	81,945				\$15,287	\$15,287	97,232
Subtotal	\$1,036,500	\$1,036,500	\$0	\$0	\$0	\$15,287	\$15,287	\$1,051,787
State General Funds	\$17,477,263	\$16,814,408			\$196,964	\$675,369	\$872,333	\$17,686,741
TOTAL STATE FUNDS	\$17,477,263	\$16,814,408	\$0	\$0	\$196,964	\$675,369	\$872,333	\$17,686,741

DEPARTMENT OF INSURANCE

DEPARTMENT BUDGET FINANCIAL SUMMARY BY OBJECT CLASS - FISCAL YEAR 2007

Object Classes / Fund Sources	FY 2007 Agency Request Total	FY 2004 Expenditures	FY 2005 Expenditures	FY 2007 Governor's Recommendations		
				FY 2006 Current Budget	Changes	Total
Personal Services	\$15,977,613	\$14,486,963	\$14,628,910	\$15,358,389	\$717,684	\$16,076,073
Regular Operating Expenses	703,982	707,228	673,483	703,982		703,982
Travel	396,661	370,160	365,920	383,030	13,631	396,661
Motor Vehicle Purchases	80,176	51,422	77,207	80,176		80,176
Equipment	35,000	33,170	37,353	35,000		35,000
Computer Charges	304,426	225,409	238,103	304,426		304,426
Real Estate Rentals	610,509	622,027	622,027	610,509	126,305	736,814
Telecommunications	289,354	257,691	243,164	289,354		289,354
Per Diem and Fees	66,042	54,754	53,570	66,042		66,042
Contracts	50,000			20,000	30,000	50,000
TOTAL FUNDS	\$18,513,763	\$16,808,824	\$16,939,737	\$17,850,908	\$887,620	\$18,738,528
<u>Less:</u>						
Federal Funds	\$954,555	\$730,933	\$980,761	\$954,555		\$954,555
Other Funds	81,945	123,000	121,125	81,945	\$15,287	97,232
Subtotal	\$1,036,500	\$853,933	\$1,101,886	\$1,036,500	\$15,287	\$1,051,787
State General Funds	\$17,477,263	\$15,954,891	\$15,837,851	\$16,814,408	\$872,333	\$17,686,741
TOTAL STATE FUNDS	\$17,477,263	\$15,954,891	\$15,837,851	\$16,814,408	\$872,333	\$17,686,741
Positions	310	324	310	310		310
Motor Vehicles	51	51	51	51		51

DEPARTMENT OF INSURANCE

PROGRAM BUDGET SUMMARY - FISCAL YEAR 2007

Program Budgets	FY 2006 Current Budget			FY 2007 Governor's Recommendations		
	State Funds	Federal and Other Funds	Total	State Funds	Federal and Other Funds	Total
Administration	\$2,203,831		\$2,203,831	\$2,295,936		\$2,295,936
Enforcement	767,482		767,482	812,230		812,230
Fire Safety	4,955,173	\$1,036,500	5,991,673	5,134,731	\$1,051,787	6,186,518
Industrial Loan	688,827		688,827	723,126		723,126
Insurance Regulation	5,396,059		5,396,059	5,617,954		5,617,954
Special Fraud	2,803,036		2,803,036	3,102,764		3,102,764
TOTAL	\$16,814,408	\$1,036,500	\$17,850,908	\$17,686,741	\$1,051,787	\$18,738,528

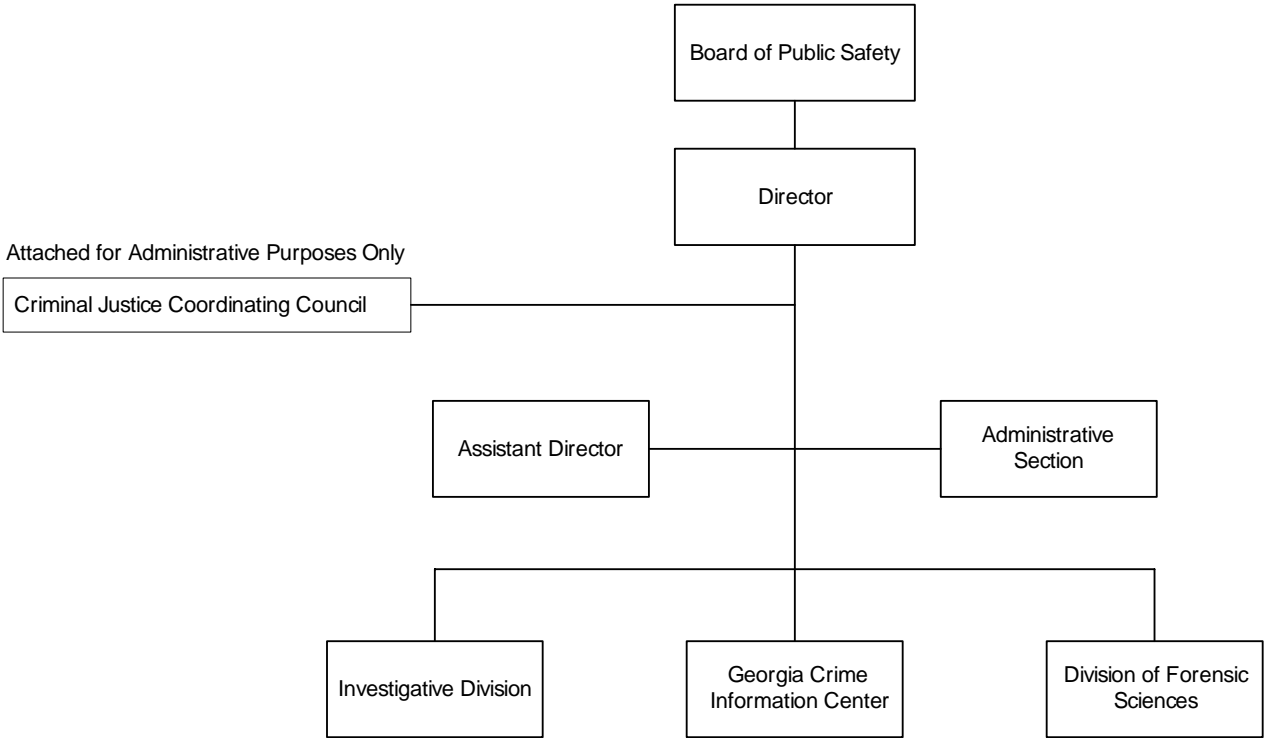
DEPARTMENT OF INSURANCE

BUDGET SUMMARY - FISCAL YEAR 2007

Governor's Recommended Adjustments to the Current Budget	Amounts
FY 2006 STATE GENERAL FUND APPROPRIATIONS	\$16,814,408
Department of Insurance	
1. Annualize the cost of the FY 2006 salary adjustment (\$129,603) and provide for a salary increase in FY 2007 of up to 4% effective January 1, 2007(\$133,663).	\$263,266
2. Provide funds for an adjustment to the Georgia Building Authority (GBA) real estate rental rate for office space.	126,305
3. Increase funds to reflect an adjustment in the Workers' Compensation premiums.	15,869
4. Increase funds to reflect an adjustment in the employer share of State Health Benefit Plan premiums from 14.20% to 16.713%.	269,929
5. Increase funding for the Special Fraud program.	196,964
 TOTAL NET STATE GENERAL FUND ADJUSTMENTS	 \$872,333
TOTAL STATE GENERAL FUNDS RECOMMENDED	\$17,686,741

GEORGIA BUREAU OF INVESTIGATION

ORGANIZATIONAL CHART



GEORGIA BUREAU OF INVESTIGATION

Roles and Responsibilities:

The Georgia Bureau of Investigation (GBI) serves as the primary state-level investigative and enforcement agency in Georgia's fight against crime and corruption. Upon request, the GBI provides investigative and enforcement support services to local, state, and federal law enforcement agencies throughout Georgia. In addition to conducting general and specialized investigations, the GBI provides forensic laboratory examinations and collects data on crime and criminals. Numerous programs are operational and the latest technological advancements in crime fighting are in place to combat drug trafficking and other crimes.

The operations of the GBI include a staff of 815 employees. These employees are assigned to GBI Headquarters, 15 regional field offices, 3 regional drug enforcement offices and 7 regional crime laboratories through which the various support services are carried out.

GENERAL INVESTIGATION

The Investigative Division, under the direction of the Deputy Director for Investigations, is the largest division of the GBI. Operations are based out of regional offices, regional drug enforcement offices and other work units that provide specialized services in criminal investigations.

Special agents from the Investigative Division respond to requests for assistance from criminal justice officials to investigate major crimes such as: homicide, rape, child abuse, armed robbery, fraud, corruption, and other felonies. Investigations of crimes occurring on state property and drug investigations can be initiated without request.

The majority of the manpower resources of the investigative division are distributed among the 15 regional field offices and the 3 regional drug enforcement offices. The regional field offices conduct general investigations of all crimes. The regional drug enforcement offices investigate all levels of drug trafficking with an emphasis on major violators.

There are numerous specialized areas of operations:

- State Health Care Fraud Control Unit
- Financial Investigations Unit
- Intelligence Unit
- Multi-Jurisdictional Drug Task Forces
- Polygraph Unit
- Georgia Information Sharing and Analysis Center
- Special Operations Unit/Bomb Disposal Unit
- State Drug Task Force

FORENSIC SERVICES

The Division of Forensic Sciences operates the headquarters laboratory in Atlanta and seven regional laboratories in Savannah, Columbus, Augusta, Moultrie, Macon, Summerville and Cleveland. The laboratories examine submitted evidence, report scientific conclusions about that submitted evidence, and testify in court about results. These services must be timely and as up-to-date as possible to satisfy the needs of the courts and the police. The Headquarters Laboratory consists of the following programs:

- Implied Consent
- Criminalistics
- Photography
- DNA Database
- Toxicology

- Drug Identification
- Latent Prints
- Serology/DNA
- Firearms ID
- Questioned Documents
- Medical Examiner Services

GEORGIA CRIME INFORMATION CENTER

The role of the Georgia Crime Information Center (GCIC) includes the operation of a statewide Criminal Justice Information System (CJIS) Network, linking criminal justice agencies to automated state and national information databases. GCIC is responsible for auditing all Georgia criminal justice agencies that are part of the CJIS network. GCIC also operates and maintains the central repository of criminal records for the State of Georgia, utilizing an Automated Fingerprint Identification System and linking with local law enforcement agencies and courts for real time updates of information. GCIC collects and maintains statistical data describing the extent and nature of reported crime and participates in the national uniform crime reporting system operated by the Federal Bureau of Investigation. GCIC's newest services include the Georgia Sex Offender and Protective Order Registries.

AUTHORITY

Title 35 of the Official Code of Georgia Annotated.

GEORGIA BUREAU OF INVESTIGATION

DEPARTMENT BUDGET FINANCIAL SUMMARY BY PROGRAM - FISCAL YEAR 2007

Program / Fund Sources	FY 2007 Agency Request Total	FY 2007 Governor's Recommendation					Total Changes	Total
		FY 2006 Current Budget	Redistribution	Reductions	Enhancements	Other Adjustments		
Administration								
Federal Funds	\$6,812	\$6,812						\$6,812
Other Funds						\$1,434	\$1,434	1,434
State General Funds	9,497,088	9,463,895				170,182	170,182	9,634,077
Total	9,503,900	9,470,707				171,616	171,616	9,642,323
Centralized Scientific Services								
Other Funds						3,601	3,601	3,601
State General Funds	13,585,946	12,160,701				444,850	444,850	12,605,551
Total	13,585,946	12,160,701				448,451	448,451	12,609,152
Services								
Other Funds						2,604	2,604	2,604
State General Funds	9,698,804	9,252,470			\$184,250	321,914	506,164	9,758,634
Total	9,698,804	9,252,470			184,250	324,518	508,768	9,761,238
GISAC								
Other Funds						479	479	479
State General Funds	782,547	775,258				42,916	42,916	818,174
Total	782,547	775,258				43,395	43,395	818,653
Regional Forensic Services								
Other Funds						2,255	2,255	2,255
State General Funds	8,020,073	7,926,106				289,560	289,560	8,215,666
Total	8,020,073	7,926,106				291,815	291,815	8,217,921
Regional Investigative Services								
Other Funds					\$198,483	5,999	204,482	204,482
State General Funds	19,940,385	19,213,518			(198,483)	1,018,090	735,377	1,554,984
Total	19,940,385	19,213,518			0	1,018,090	741,376	1,759,466
Total								
SHCFU								
Other Funds						387	387	387

GEORGIA BUREAU OF INVESTIGATION

DEPARTMENT BUDGET FINANCIAL SUMMARY BY PROGRAM - FISCAL YEAR 2007

Program / Fund Sources	FY 2007 Agency Request Total	FY 2007 Governor's Recommendation						Total
		FY 2006 Current Budget	Redistribution	Reductions	Enhancements	Other Adjustments	Total Changes	
State General Funds	1,096,467	1,092,276				31,845	31,845	1,124,121
Total	1,096,467	1,092,276				32,232	32,232	1,124,508
Special Operations Unit								
Other Funds						200	200	200
State General Funds	680,067	673,951				25,203	25,203	699,154
Total	680,067	673,951				25,403	25,403	699,354
Task Forces								
Other Funds						376	376	376
State General Funds	7,092	1,033,347		(91,877)		42,207	(49,670)	983,677
Total	7,092	1,033,347		(91,877)		42,583	(49,294)	984,053
<u>ATTACHED AGENCIES:</u>								
Criminal Justice Coordinating Council								
Federal Funds	34,548,113	34,548,113						34,548,113
Other Funds						455	455	455
State General Funds	838,834	818,629			432,745	32,082	464,827	1,283,456
Total	35,386,947	35,366,742			432,745	32,537	465,282	35,832,024
TOTAL FUNDS	\$98,702,228	\$96,965,076	\$0	(\$91,877)	\$1,635,085	\$2,153,926	\$3,697,134	\$100,662,210
<u>Less:</u>								
Federal Funds	\$34,554,925	\$34,554,925						\$34,554,925
Other Funds				\$198,483		\$17,790	\$216,273	216,273
Subtotal	\$34,554,925	\$34,554,925	\$0	\$198,483	\$0	\$17,790	\$216,273	\$34,771,198
State General Funds	\$64,147,303	\$62,410,151		(\$290,360)	\$1,635,085	\$2,136,136	\$3,480,861	\$65,891,012
TOTAL STATE FUNDS	\$64,147,303	\$62,410,151	\$0	(\$290,360)	\$1,635,085	\$2,136,136	\$3,480,861	\$65,891,012

GEORGIA BUREAU OF INVESTIGATION

DEPARTMENT BUDGET FINANCIAL SUMMARY BY OBJECT CLASS - FISCAL YEAR 2007

Object Classes / Fund Sources	FY 2007 Agency Request Total	FY 2004 Expenditures	FY 2005 Expenditures	FY 2007 Governor's Recommendations		
				FY 2006 Current Budget	Changes	Total
Personal Services	\$47,992,602	\$50,912,022	\$49,957,443	\$48,031,647	\$2,896,339	\$50,927,986
Regular Operating Expenses	5,885,331	9,583,119	9,683,996	5,899,136	70,575	5,969,711
Travel	386,550	598,953	609,504	380,550	7,500	388,050
Motor Vehicle Purchases	418,056	803,034	976,905	233,921	244,420	478,341
Equipment	198,636	1,685,061	1,694,536	198,636		198,636
Computer Charges	3,377,531	1,240,534	1,191,739	3,193,104	300	3,193,404
Real Estate Rentals	520,412	1,437,173	1,385,904	518,412	4,000	522,412
Telecommunications	1,125,368	1,410,914	1,629,884	1,112,368	14,000	1,126,368
Per Diem and Fees	1,458,859	3,839,911	4,726,235	1,413,859	45,000	1,458,859
Capital Outlay	3,715,799		28,836			
Contracts		2,201,289	5,363,900	2,360,359	15,000	2,375,359
Evidence Purchased	288,667	887,983	682,080	288,667		288,667
Crime Victims Assistance Program	4,000,000		12,905,766	4,000,000		4,000,000
Criminal Justice Grants	29,334,417		32,897,502	29,334,417	400,000	29,734,417
TOTAL FUNDS	\$98,702,228	\$74,599,993	\$123,734,229	\$96,965,076	\$3,697,134	\$100,662,210
<u>Less:</u>						
Federal Funds	\$29,883,487	\$14,747,634	\$50,692,733	\$29,883,487		\$29,883,487
Other Funds	4,671,438	342,893	12,445,615	4,671,438	\$216,273	4,887,711
Subtotal	\$34,554,925	\$15,090,527	\$63,138,348	\$34,554,925	\$216,273	\$34,771,198
State General Funds	\$64,147,303	\$59,509,466	\$60,595,881	\$62,410,151	\$3,480,861	\$65,891,012
TOTAL STATE FUNDS	\$64,147,303	\$59,509,466	\$60,595,881	\$62,410,151	\$3,480,861	\$65,891,012
Positions	821	845	829	839	(2)	837
Motor Vehicles	530	540	537	540		540

GEORGIA BUREAU OF INVESTIGATION

PROGRAM BUDGET SUMMARY - FISCAL YEAR 2007

Program Budgets	FY 2006 Current Budget			FY 2007 Governor's Recommendations		
	State Funds	Federal and Other Funds	Total	State Funds	Federal and Other Funds	Total
Administration	\$9,463,895	\$6,812	\$9,470,707	\$9,634,077	\$8,246	\$9,642,323
Centralized Scientific Services	12,160,701		12,160,701	12,605,551	3,601	12,609,152
Criminal Justice Information Services	9,252,470		9,252,470	9,758,634	2,604	9,761,238
GISAC	775,258		775,258	818,174	479	818,653
Regional Forensic Services	7,926,106		7,926,106	8,215,666	2,255	8,217,921
Regional Investigative Services	19,213,518		19,213,518	20,768,502	204,482	20,972,984
SHCFU	1,092,276		1,092,276	1,124,121	387	1,124,508
Special Operations Unit	673,951		673,951	699,154	200	699,354
Task Forces	1,033,347		1,033,347	983,677	376	984,053
Subtotal	\$61,591,522	\$6,812	\$61,598,334	\$64,607,556	\$222,630	\$64,830,186
 <u>ATTACHED AGENCIES:</u>						
Criminal Justice Coordinating Council	\$818,629	\$34,548,113	\$35,366,742	\$1,283,456	\$34,548,568	\$35,832,024
TOTAL	\$62,410,151	\$34,554,925	\$96,965,076	\$65,891,012	\$34,771,198	\$100,662,210

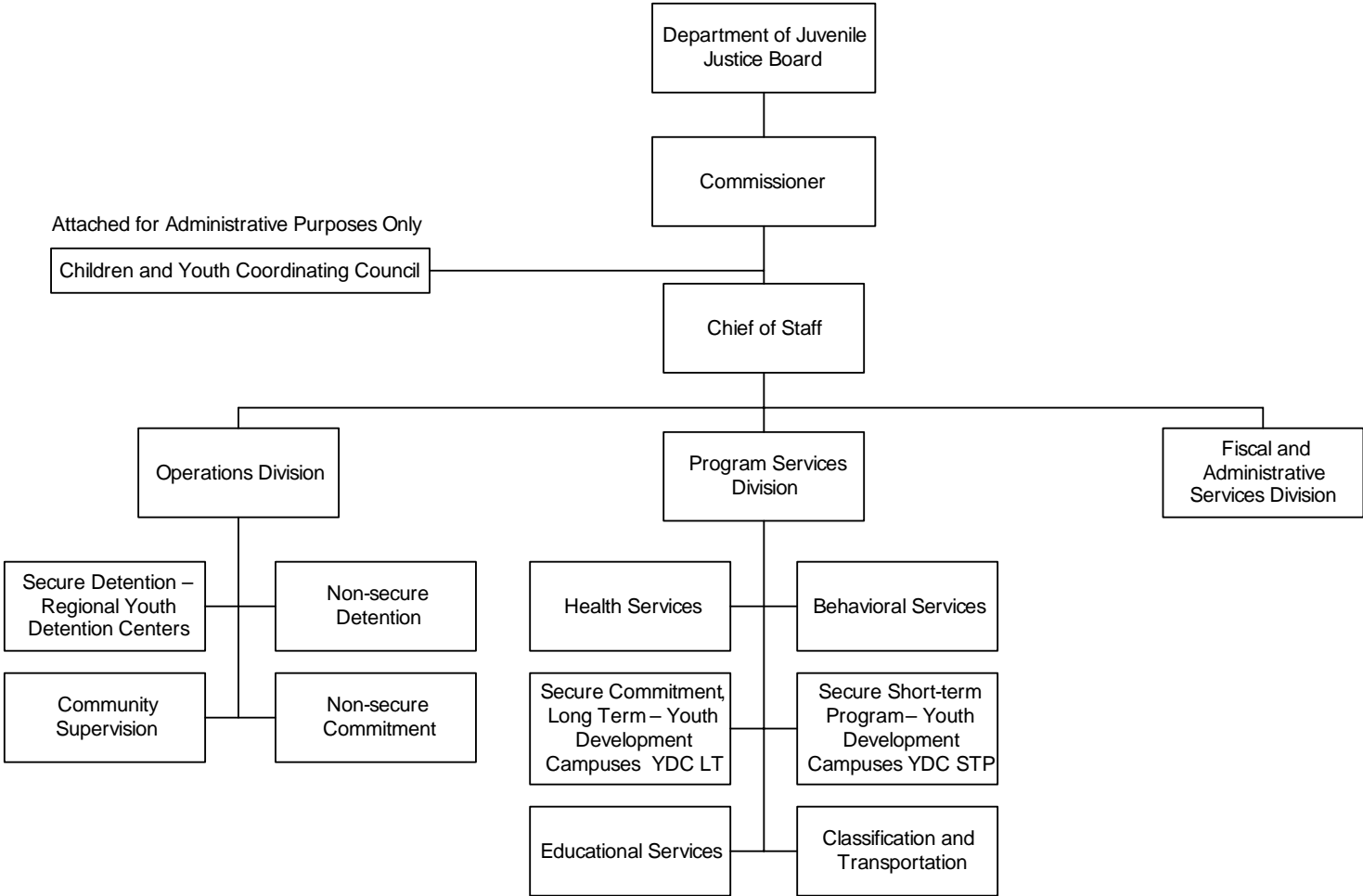
GEORGIA BUREAU OF INVESTIGATION

BUDGET SUMMARY - FISCAL YEAR 2007

Governor's Recommended Adjustments to the Current Budget	Amounts
FY 2006 STATE GENERAL FUND APPROPRIATIONS	\$62,410,151
Georgia Bureau of Investigation	
1. Annualize the cost of the FY 2006 salary adjustment (\$485,116) and provide for a salary increase in FY 2007 of up to 4% effective January 1, 2007 (\$642,104).	\$1,127,220
2. Increase funds to reflect an adjustment in the Workers' Compensation premiums.	91,284
3. Increase funds to reflect an adjustment in the employer share of State Health Benefit Plan premiums from 14.20% to 16.713%.	885,550
4. Realign budgeted funds to meet projected expenditures by programs.	Yes
5. Eliminate the High-Intensity Drug Trafficking Area (HIDTA) program, including 2 positions, which duplicates existing local government efforts.	(91,877)
6. Replace state funds for applicant polygraph testing in the Polygraph Unit with revenues generated from fee-for-service collections.	(198,483)
7. Establish the Meth Force to investigate methamphetamine-related crimes by funding an agent school to fill 15 agent vacancies and associated operating expenses.	1,018,090
8. Provide funds to maintain the Uniform Crime Reporting (UCR) Unit.	184,250
Subtotal	\$3,016,034
 <u>ATTACHED AGENCIES:</u>	
Criminal Justice Coordinating Council	
1. Annualize the cost of the FY 2006 salary adjustment (\$3,833) and provide a salary increase in FY 2007 of up to 4% effective January 1, 2007 (\$4,500).	\$8,333
2. Increase funds to reflect an adjustment in the Workers' Compensation premiums.	544
3. Increase funds to reflect an adjustment in the employers share of State Health Benefit Plan premiums from 14.20% to 16.713% (Other funds: \$455).	23,205
4. Realign funds for purchases and expenditures for FY2007.	Yes
5. Increase personal services and operating funds to leverage Federal grant money to be administered in the State.	32,745
6. Establish a DUI Court grant program to reduce repeat drunk driving offenses.	400,000
TOTAL NET STATE GENERAL FUND ADJUSTMENTS	\$3,480,861
TOTAL STATE GENERAL FUNDS RECOMMENDED	\$65,891,012

DEPARTMENT OF JUVENILE JUSTICE

ORGANIZATIONAL CHART



DEPARTMENT OF JUVENILE JUSTICE

Roles and Responsibilities:

The Department of Juvenile Justice (DJJ) was created by the General Assembly in its 1992 session. The department's role is twofold:

- Provide for the supervision, detention and rehabilitation of juvenile delinquents committed to the state's custody or supervision
- Provide necessary public safety services by appropriately separating youth offenders from the community

The department accomplishes its mission through the operation of its five programs: Community Non-Secure Services, Community Supervision, Secure Detention, Secure Commitment and Administration. DJJ provides its services to nearly 60,000 youth every year, and maintains a daily population of about 22,000. Youth who enter into the department's care include those sentenced to probation, short-term incarceration or committed to the state's custody as part of a long-term secure confinement plan.

Youth placed in the department's care receive a variety of rehabilitative services, as well as required educational programming. The department operates as a separate state school district, and has received full Southern Association of Colleges and Schools (SACS) accreditation for both its regular and vocational education components. Many therapeutic and counseling services are offered to these juvenile offenders as deterrents to future delinquent activity. One of the department's foremost principles is that of Balanced and Restorative Justice, a set of values that ask that the primary stakeholders in a crime be involved in repairing the harm caused and work to ensure that the community is a stronger place following the incident.

DJJ operates under the guidance of a 15-member board appointed by the Governor.

COMMUNITY NON-SECURE SERVICES AND COMMUNITY SUPERVISION

These programs house the services provided to youth offenders placed in community settings as a result of directives issued by the Juvenile Court system. A broad continuum of specific programs delivering supervisory and rehabilitative services are offered to these youth offenders, including residential therapeutic treatment, wilderness programs, group homes, multi-systemic therapy services, intensive supervision programs and electronic monitoring. Some 20,000 youth reside in community-based settings on any given day while in the department's care.

The Community Supervision program contains all employees responsible for administering those programs housed within the Community Non-Secure Services program. Over 850 of the department's 4,200 staff members are part of the Community Supervision program. Most of these are Juvenile Probation and Parole Specialists, whose primary task is to supervise and maintain continuous interaction with youths placed in their charge.

SECURE DETENTION

All of the state's 21 Regional Youth Detention Centers (RYDCs) are included in the Secure Detention program. RYDC facilities are designed to provide a secure placement for youth awaiting formal adjudication for an offense. Nearly 1,700 staff work in these facilities, located across the state and housing an average daily population of approximately 1,200 youth.

SECURE COMMITMENT

The state currently operates nine Youth Detention Campus (YDC) facilities, which house juvenile offenders committed to the state for a maximum of two years, and those youth sentenced to a short-term incarceration program for a maximum of 60 days. These facilities employ approximately 1,400 staff who provide services to an average daily population of nearly 1,000 youth.

Both RYDC and YDC facilities provide the youths housed therein with a variety of services, including academic, recreational, vocational, medical, counseling and other therapeutic programs.

ATTACHED AGENCY

The **Children and Youth Coordinating Council (CYCC)** is attached for administrative purposes to DJJ, and operates under the guidance of a five-member board. The Council's goal is to assist local communities in preventing juvenile delinquency through the provision of state and federal grants, technical assistance, training of service providers, and juvenile justice law projects.

CYCC currently funds over 200 Georgia programs totaling approximately \$11.5 million in five program areas: delinquency prevention and early intervention, underage drinking enforcement, the Juvenile Accountability Block Grant (JABG), Title V prevention and abstinence education.

AUTHORITY

Titles 15-11, 39-3, and 49-4A, Official Code of Georgia Annotated.

DEPARTMENT OF JUVENILE JUSTICE

DEPARTMENT BUDGET FINANCIAL SUMMARY BY PROGRAM - FISCAL YEAR 2007

Program / Fund Sources	FY 2007 Agency Request Total	FY 2007 Governor's Recommendation						Total Changes	Total
		FY 2006 Current Budget	Redistribution	Reductions	Enhancements	Other Adjustments			
Administration									
Other Funds	\$198,219	\$198,219					\$4,333	\$4,333	\$202,552
State General Funds	26,845,455	26,168,662	\$177,557	(\$300,000)	\$499,524		680,706	1,057,787	27,226,449
Total	27,043,674	26,366,881	177,557	(300,000)	499,524		685,039	1,062,120	27,429,001
Community Non-Secure Services									
Other Funds	10,002,619	10,002,619					520	520	10,003,139
State General Funds	47,711,838	47,552,864	(468,733)	(1,792,309)	1,719,366		46,380	(495,296)	47,057,568
Total	57,714,457	57,555,483	(468,733)	(1,792,309)	1,719,366		46,900	(494,776)	57,060,707
Community Supervision									
Other Funds	4,347,003	4,347,003					7,898	7,898	4,354,901
State General Funds	41,575,552	36,202,265		(74,514)	4,520,999		1,280,615	5,727,100	41,929,365
Total	45,922,555	40,549,268		(74,514)	4,520,999		1,288,513	5,734,998	46,284,266
Secure Commitment									
Federal Funds	1,032,056	1,032,056							1,032,056
Other Funds	2,319,170	2,319,170					15,470	15,470	2,334,640
State General Funds	83,394,123	83,766,215	(299,960)	(144,396)			2,572,295	2,127,939	85,894,154
Total	86,745,349	87,117,441	(299,960)	(144,396)			2,587,765	2,143,409	89,260,850
Secure Detention									
Other Funds	1,503,960	1,503,960					20,741	20,741	1,524,701
State General Funds	91,329,711	89,536,547	591,136	(278,525)			3,205,229	3,517,840	93,054,387
Total	92,833,671	91,040,507	591,136	(278,525)			3,225,970	3,538,581	94,579,088

DEPARTMENT OF JUVENILE JUSTICE

DEPARTMENT BUDGET FINANCIAL SUMMARY BY PROGRAM - FISCAL YEAR 2007

Program / Fund Sources	FY 2007 Agency Request Total	FY 2007 Governor's Recommendation						Total Changes	Total
		FY 2006 Current Budget	Redistribution	Reductions	Enhancements	Other Adjustments			
ATTACHED AGENCIES:									
Children and Youth Coordinating Council									
Federal Funds	1,861,000	1,861,000					77	77	1,861,000
Other Funds							77	77	77
State General Funds	1,314,904	1,337,914					12,956	12,956	1,350,870
Total	3,175,904	3,198,914					13,033	13,033	3,211,947
TOTAL FUNDS	\$313,435,610	\$305,828,494	\$0	(\$2,589,744)	\$6,739,889	\$7,847,220	\$11,997,365	\$317,825,859	
Less:									
Federal Funds	\$2,893,056	\$2,893,056							\$2,893,056
Other Funds	18,370,971	18,370,971	\$0	\$0	\$0	\$49,039	\$49,039	\$49,039	18,420,010
Subtotal	\$21,264,027	\$21,264,027	\$0	\$0	\$0	\$49,039	\$49,039	\$49,039	\$21,313,066
State General Funds	\$292,171,583	\$284,564,467		(\$2,589,744)	\$6,739,889	\$7,798,181	\$11,948,326	\$11,948,326	\$296,512,793
TOTAL STATE FUNDS	\$292,171,583	\$284,564,467	\$0	(\$2,589,744)	\$6,739,889	\$7,798,181	\$11,948,326	\$11,948,326	\$296,512,793

DEPARTMENT OF JUVENILE JUSTICE

DEPARTMENT BUDGET FINANCIAL SUMMARY BY OBJECT CLASS - FISCAL YEAR 2007

Object Classes / Fund Sources	FY 2007 Agency Request Total	FY 2004 Expenditures	FY 2005 Expenditures	FY 2006 Current Budget	FY 2007 Governor's Recommendation	
					Changes	Total
Personal Services	\$6,300,296	\$161,968,787	\$171,832,176	\$184,468,630	\$13,531,276	\$197,999,906
Regular Operating Expenses	498,837	16,847,507	17,956,332	15,216,554	230,497	15,447,051
Travel	45,015	1,998,653	2,112,533	2,011,189	145,500	2,156,689
Motor Vehicle Purchases		213,015	295,410	348,077		348,077
Equipment	97,000	603,359	899,187	808,353	97,000	905,353
Computer Charges	145,500	4,070,128	3,985,654	4,239,122	145,500	4,384,622
Real Estate Rentals	320,100	4,203,109	4,158,825	4,083,629	320,100	4,403,729
Telecommunications	104,654	2,296,548	2,335,373	2,413,807	106,700	2,520,507
Per Diem and Fees	847,962	4,993,262	6,060,039	4,930,630	(100,000)	4,830,630
Contracts	(2,707,566)	6,419,614	4,937,339	4,343,911	(2,688,066)	1,655,845
Capital Outlay		407,554				
Service Benefits for Children	1,264,385	88,201,893	74,276,290	75,896,268	(59,175)	75,837,093
Children and Youth Grants		189,182	200,000			
Juvenile Justice Grants		7,105,866	5,471,121			
Institutional Repairs and Maintenance	255,000	359,986	382,574	382,600	255,000	637,600
Utilities	458,943	4,248,602	3,697,709	3,486,810		3,486,810
TOTAL FUNDS	\$7,630,126	\$304,127,065	\$298,600,563	\$302,629,580	\$11,984,332	\$314,613,912
<u>Less:</u>						
Federal Funds		\$24,018,145	\$12,601,367	\$1,032,056		\$1,032,056
Other Funds		9,762,581	638,005	18,370,971	\$48,962	18,419,933
Subtotal	\$0	\$33,780,726	\$13,239,371	\$19,403,027	\$48,962	\$19,451,989
State General Funds	\$7,630,126	\$270,635,317	\$285,361,192	\$283,226,553	\$11,935,370	\$295,161,923
TOTAL STATE FUNDS (Excludes attached agency)	\$7,630,126	\$270,635,317	\$285,361,192	\$283,226,553	\$11,935,370	\$295,161,923
Positions	131	4,356	4,293	4,239	165	4,404
Motor Vehicles	2	272	276	276		276
<u>ATTACHED AGENCIES:</u>						
Children and Youth Coordinating Council	(\$23,010)	\$11,486,918	\$13,791,224	\$3,198,914	\$13,033	\$3,211,947

DEPARTMENT OF JUVENILE JUSTICE

PROGRAM BUDGET SUMMARY - FISCAL YEAR 2007

Program Budgets	FY 2006 Current Budget			FY 2007 Governor's Recommendations		
	State Funds	Federal and Other Funds	Total	State Funds	Federal and Other Funds	Total
Administration	\$26,168,662	\$198,219	\$26,366,881	\$27,226,449	\$202,552	\$27,429,001
Community Non-Secure Services	47,552,864	10,002,619	57,555,483	47,057,568	10,003,139	57,060,707
Community Supervision	36,202,265	4,347,003	40,549,268	41,929,365	4,354,901	46,284,266
Secure Commitment	83,766,215	3,351,226	87,117,441	85,894,154	3,366,696	89,260,850
Secure Detention	89,536,547	1,503,960	91,040,507	93,054,387	1,524,701	94,579,088
Subtotal	<u>\$283,226,553</u>	<u>\$19,403,027</u>	<u>\$302,629,580</u>	<u>\$295,161,923</u>	<u>\$19,451,989</u>	<u>\$314,613,912</u>
 <u>ATTACHED AGENCIES:</u>						
Children and Youth Coordinating Council	\$1,337,914	\$1,861,000	\$3,198,914	\$1,350,870	\$1,861,077	\$3,211,947
TOTAL FUNDS	<u>\$284,564,467</u>	<u>\$21,264,027</u>	<u>\$305,828,494</u>	<u>\$296,512,793</u>	<u>\$21,313,066</u>	<u>\$317,825,859</u>

DEPARTMENT OF JUVENILE JUSTICE

BUDGET SUMMARY - FISCAL YEAR 2007

Governor's Recommended Adjustments to the Current Budget	Amounts
FY 2006 STATE GENERAL FUND APPROPRIATIONS	\$284,564,467
Department of Juvenile Justice	
1. Annualize the cost of the FY 2006 salary adjustment (\$1,912,078) and provide for a salary increase in FY 2007 of up to 4% effective January 1, 2007 (\$2,215,657).	\$4,127,735
2. Increase funds to reflect an adjustment in the employer share of State Health Benefit Plan premiums from 14.20% to 16.71%.	3,193,581
3. Increase funds to reflect an adjustment in the Workers' Compensation premiums.	463,909
4. Transfer funds from Secure Commitment (\$241,949) to Secure Detention (\$241,949) and add 56 positions to perform all facility maintenance services in house rather than by contract.	Yes
5. Transfer contract inflation adjustment and other funds from Community Non-Secure Services (\$468,733) and Secure Commitment (\$58,011) to Administration (\$177,557) and Secure Detention (\$349,187) to reflect actual program expenditures.	Yes
6. Reduce 15 Short-Term Intermediate Intervention Program beds by utilizing existing capacity at the Augusta YDC facility and reducing contract costs.	(1,314,000)
7. Reduce the costs of part-time positions, excluding mission critical positions in medical, education and behavioral health.	(511,203)
8. Reduce Administration program costs to realize efficiencies in per diem and fees (\$100,000) and personal services (\$200,000).	(300,000)
9. Reflect savings in contract costs due to the closure of beds at the Department of Human Resource's West Central Regional Hospital (\$307,541) and Northwest Regional Hospital (\$157,000).	(464,541)
10. Add 67 Juvenile Probation and Parole Specialist positions to improve community-based services and reduced caseloads.	3,214,336
11. Expand the Intensive Supervision Program by providing 30 additional staff to offer increased monitoring and rehabilitative services to youth placed in community settings.	1,306,663
12. Increase Multi-Systemic Therapy services by providing 30 additional slots, serving an additional 120 youth.	582,212
13. Provide additional Wrap-Around program services to reduce out of home placements and provide stabilization services following placement in a community setting.	400,000
14. Provide funding for additional contract staff in the Tracking program to allow for statewide monitoring of youth in community settings.	737,154
15. Add 12 Facility-Based Investigations staff to satisfy timeliness requirements for incident investigations.	499,524
16. Convert 16 part-time medical clerk positions to 16 full-time staff to improve medical records maintenance.	Yes
17. Convert 11 part-time dental positions to 4 full-time dentists, 5 full-time dental assistants and 2 full-time hygienists to satisfy current need for dental services.	Yes
18. Provide additional funds for utilities (\$315,539) and other supplies and materials (\$373,022) to cover the costs of inflation and projected shortfalls.	Yes
Subtotal	\$11,935,370

DEPARTMENT OF JUVENILE JUSTICE

BUDGET SUMMARY - FISCAL YEAR 2007

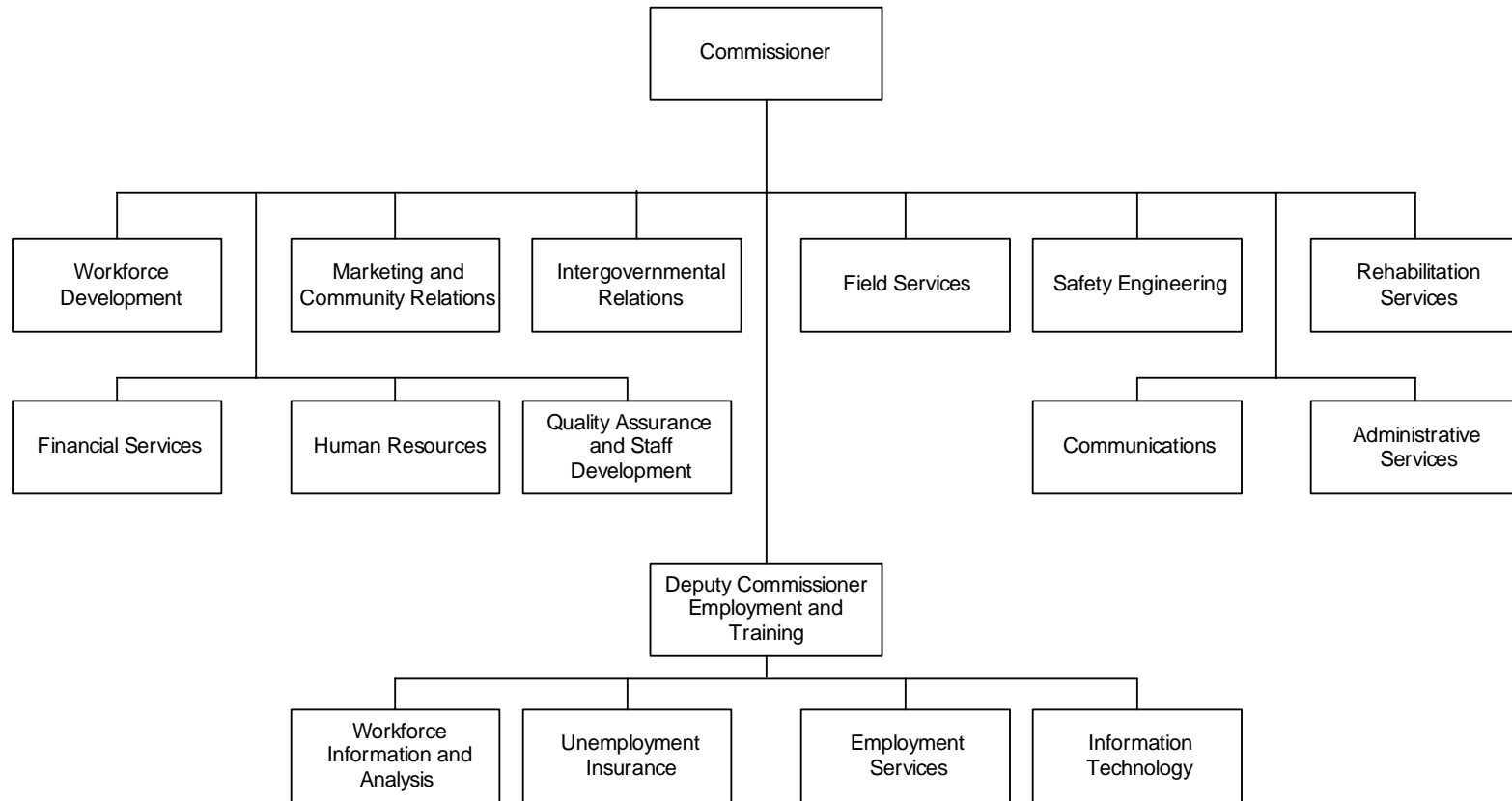
Governor's Recommended Adjustments to the Current Budget	Amounts
ATTACHED AGENCIES:	
Children and Youth Coordinating Council	
1. Annualize the cost of the FY 2006 salary adjustment (\$3,748) and provide for a salary increase in FY 2007 of up to 4% effective January 1, 2007 (\$3,474).	\$7,222
2. Increase funds to reflect an adjustment in the employer share of State Health Benefit Plan premiums from 14.20% to 16.71%.	5,007
3. Increase funds to reflect an adjustment in the workers' compensation premiums.	727
Subtotal	\$12,956
TOTAL NET STATE GENERAL FUND ADJUSTMENTS	\$11,948,326
TOTAL STATE GENERAL FUNDS RECOMMENDED	\$296,512,793

CAPITAL OUTLAY SUMMARY - FISCAL YEAR 2007

	<u>Yr.</u>	<u>Principal</u>	<u>Debt Service</u>
Department of Juvenile Justice			
1. Major repairs at various facilities statewide.	5	\$5,270,000	\$1,201,560
2. Minor construction and renovations at various facilities statewide.	5	5,485,000	1,250,580
TOTAL		\$10,755,000	\$2,452,140
STATE GENERAL FUNDS			\$298,964,933

DEPARTMENT OF LABOR

ORGANIZATIONAL CHART



DEPARTMENT OF LABOR

Roles and Responsibilities:

The Department of Labor is empowered to administer federal labor programs and to enforce various state laws pertaining to labor, with an overall mission to promote the economic well-being of the state. The department's core businesses include:

ECONOMIC STABILITY

The department reduces the adverse impact of unemployment by providing monetary payments to eligible individuals for a limited period and by assisting employers in minimizing their unemployment insurance tax liability.

Disability Adjudication Services determines eligibility for Supplemental Security Income and Social Security Disability Income benefits to ensure that individuals who are no longer eligible to receive these services discontinue receiving benefits.

The department also administers Georgia laws regulating the employment of children.

EMPLOYMENT, EMPLOYABILITY AND TRAINING ASSISTANCE

In a joint partnership with businesses and other community leaders, the department provides job training to economically disadvantaged individuals, non-traditional employees and dislocated workers to increase employment opportunities and improve the quality of the labor force in Georgia. The one-stop system delivers these comprehensive workforce development services to customers. For employers, the department provides "no cost" labor exchange services that include the

maintenance of interstate and intrastate job banks, employment screening, on the job training programs, and tax credits through the Worker Opportunities Tax Credit Act.

One of the department's primary responsibilities is the administration of the public employment service in the state through a statewide network of 53 offices. The department provides an array of services, including: the referral of qualified applicants to employers; counseling and other services to help evaluate workers' job skills and better prepare them for available jobs; and the referral to services provided by other agencies in the community, such as job training, adult education, vocational rehabilitation, veterans' programs, medical care, and supportive services.

The Division of Rehabilitation Services provides opportunities for work and personal independence for Georgians with disabilities. In pursuit of this goal, the division administers several programs: the Business Enterprise Program, which assists severely visually impaired individuals in becoming private vendors; Georgia Industries for the Blind, which provides employment for severely visually impaired and disabled individuals; Vocational Rehabilitation, which assists people with disabilities to go to work; and Roosevelt Warm Springs Institute for Rehabilitation.

Additionally, the department serves at-risk youth through its Jobs for Georgia Graduates program, which offers career exploration, leadership skill development and mentoring services to assist high school students in completing their secondary education and to prepare them for higher education, military service or employment.

Compiling and disseminating labor market information is another responsibility of the department. Available information includes data on employment, worker availability, wages and historic projected trends. Several of the statistical series published by the department, such as Georgia Labor Market Trends and Area Labor Profiles, serve as key indicators of the state's economic health.

ROOSEVELT WARM SPRINGS INSTITUTE

The institute, also a part of the Division of Rehabilitation Services, is a statewide comprehensive rehabilitation facility serving people with severe disabilities. The goal of the institute is to increase the self-sufficiency of people with disabilities so they can better manage their disabilities, live independently and maintain employment.

WORKPLACE SAFETY

The department has regulatory responsibility for equipment such as elevators, escalators, safety glass, amusement and carnival rides, high voltage apparatus, boilers and pressure vessels.

AUTHORITY

Titles 8, 30-2, 34, 39 and 46 of the Official Code of Georgia Annotated. The U.S. Vocational Rehabilitation Act of 1973, as amended; Georgia Rehabilitation Act. Public Laws 93-112, 93-516, 94-230, 95-602, 98-221, 99-506, 100-230 and the Social Security Act, as amended.

DEPARTMENT OF LABOR

DEPARTMENT BUDGET FINANCIAL SUMMARY BY PROGRAM - FISCAL YEAR 2007

Program / Fund Sources	FY 2007 Agency Request Total	FY 2007 Governor's Recommendation					Total Changes	Total
		FY 2006 Current Budget	Redistribution	Reductions	Enhancements	Other Adjustments		
Administration - A								
Federal Funds	\$10,859,309	\$10,859,309						\$10,859,309
State General Funds	3,232,933	3,236,310		(\$14,035)		\$57,420	\$43,385	3,279,695
Total	14,092,242	14,095,619		(14,035)		57,420	43,385	14,139,004
Administration - B								
Federal Funds	1,481,868	1,481,868						1,481,868
State General Funds	2,153,433	2,167,612		(19,084)		25,667	6,583	2,174,195
Total	3,635,301	3,649,480		(19,084)		25,667	6,583	3,656,063
Business Enterprise Program								
Federal Funds	1,316,085	1,316,085						1,316,085
State General Funds	416,935	339,720			\$76,000	4,582	80,582	420,302
Total	1,733,020	1,655,805			76,000	4,582	80,582	1,736,387
Commission on Women								
State General Funds	93,172	93,172						93,172
Total	93,172	93,172						93,172
Disability Adjudication Section								
Federal Funds	55,598,820	55,598,820						55,598,820
Total	55,598,820	55,598,820						55,598,820
Georgia Industries for the Blind								
Other Funds	11,099,375	11,099,375						11,099,375
State General Funds	697,065	692,348				17,786	17,786	710,134
Total	11,796,440	11,791,723				17,786	17,786	11,809,509
Labor Market Information								
Federal Funds	2,249,873	2,249,873						2,249,873
State General Funds	861,374	671,271				11,082	11,082	682,353
Total	3,111,247	2,921,144				11,082	11,082	2,932,226

DEPARTMENT OF LABOR

DEPARTMENT BUDGET FINANCIAL SUMMARY BY PROGRAM - FISCAL YEAR 2007

Program / Fund Sources	FY 2007 Agency Request Total	FY 2007 Governor's Recommendation						Total
		FY 2006 Current Budget	Redistribution	Reductions	Enhancements	Other Adjustments	Total Changes	
Roosevelt Warm Springs Institute								
Federal Funds	6,233,170	6,233,170						6,233,170
Other Funds	18,434,320	18,434,320						18,434,320
State General Funds	7,034,048	6,662,908		(297,829)		119,795	(178,034)	6,484,874
Total	31,701,538	31,330,398		(297,829)		119,795	(178,034)	31,152,364
Safety Inspections								
Federal Funds	168,552	168,552						168,552
State General Funds	2,859,275	2,664,002				37,777	37,777	2,701,779
Total	3,027,827	2,832,554				37,777	37,777	2,870,331
Unemployment Insurance								
Federal Funds	36,610,816	36,610,816						36,610,816
State General Funds	12,777,107	10,056,056				156,797	156,797	10,212,853
Total	49,387,923	46,666,872				156,797	156,797	46,823,669
Vocational Rehabilitation								
Federal Funds	66,344,924	66,344,924						66,344,924
Other Funds	3,306,216	3,306,216						3,306,216
State General Funds	17,615,316	16,784,521		(83,210)		179,157	95,947	16,880,468
Total	87,266,456	86,435,661		(83,210)		179,157	95,947	86,531,608

DEPARTMENT OF LABOR

DEPARTMENT BUDGET FINANCIAL SUMMARY BY PROGRAM - FISCAL YEAR 2007

Program / Fund Sources	FY 2007 Agency Request Total	FY 2007 Governor's Recommendation						Total Changes	Total
		FY 2006 Current Budget	Redistribution	Reductions	Enhancements	Other Adjustments	Total		
Workforce Development									
Federal Funds	80,214,178	80,214,178							80,214,178
Other Funds	10,401,217	10,401,217							10,401,217
State General Funds	11,680,033	7,642,713				111,158	111,158	7,753,871	
Total	102,295,428	98,258,108				111,158	111,158	98,369,266	
TOTAL FUNDS	\$363,739,414	\$355,329,356	\$0	(\$414,158)	\$76,000	\$721,221	\$383,063	\$355,712,419	
<u>Less:</u>									
Federal Funds	\$261,077,595	\$261,077,595							\$261,077,595
Other Funds	43,241,128	43,241,128							43,241,128
Subtotal	\$304,318,723	\$304,318,723	\$0	\$0	\$0	\$0	\$0	\$304,318,723	
State General Funds	\$59,420,691	\$51,010,633		(\$414,158)	\$76,000	\$721,221	\$383,063	\$51,393,696	
TOTAL STATE FUNDS	\$59,420,691	\$51,010,633	\$0	(\$414,158)	\$76,000	\$721,221	\$383,063	\$51,393,696	

DEPARTMENT OF LABOR

DEPARTMENT BUDGET FINANCIAL SUMMARY BY OBJECT CLASS - FISCAL YEAR 2007

Object Classes / Fund Sources	FY 2007 Agency Request Total	FY 2004 Expenditures	FY 2005 Expenditures	FY 2007 Governor's Recommendations		
				FY 2006 Current Budget	Changes	Total
Personal Services	\$189,152,541	\$189,064,738	\$186,649,862	\$181,216,320	\$783,186	\$181,999,506
Regular Operating Expenses	23,166,299	29,888,832	30,007,391	23,002,299		23,002,299
Travel	3,529,275	3,313,523	3,710,247	3,529,275		3,529,275
Motor Vehicle Purchases	93,953	56,867	34,156	93,953		93,953
Equipment	1,658,028	4,460,984	3,556,194	1,658,028		1,658,028
Computer Charges	4,889,207	8,274,741	8,938,311	4,889,207		4,889,207
Real Estate Rentals	9,239,241	9,668,830	11,660,805	9,239,241		9,239,241
Telecommunications	5,106,765	4,686,324	8,044,749	5,106,765		5,106,765
Per Diem and Fees	10,071,668	8,707,590	9,029,565	10,071,668		10,071,668
Contracts	5,163,034	28,656,657	19,560,357	5,176,794	(297,829)	4,878,965
Capital Outlay	350,000	1,478,116	789,048	350,000		350,000
Special Purpose Contracts	1,126,104	1,286,142	1,521,364	1,145,188	(19,084)	1,126,104
Purchase of Service Contracts	12,782,239	13,549,704	12,986,814	12,758,949	(83,210)	12,675,739
Payments to State Treasury	1,287,478		1,287,478	1,287,478		1,287,478
Case Services	41,623,582	45,603,086	38,590,180	41,304,191		41,304,191
WIA Contracts	54,500,000	73,984,563	72,276,624	54,500,000		54,500,000
TOTAL FUNDS	\$363,739,414	\$422,680,697	\$408,643,145	\$355,329,356	\$383,063	\$355,712,419
<u>Less:</u>						
Federal Funds	\$261,077,595	\$313,369,272	\$300,788,294	\$261,077,595		261,077,595
Other Funds	43,241,128	56,480,304	59,375,027	43,241,128		43,241,128
Indirect DOAS Funding		150,000	150,000			
Subtotal	\$304,318,723	\$369,999,576	\$360,313,321	\$304,318,723	\$0	\$304,318,723
State General Funds	\$59,420,691	\$52,681,121	\$48,329,824	\$51,010,633	\$383,063	\$51,393,696
TOTAL STATE FUNDS	\$59,420,691	\$52,681,121	\$48,329,824	\$51,010,633	\$383,063	\$51,393,696
Positions	3,893	3,882	3,882	3,887	2	3,889
Motor Vehicles	84	84	84	84		84

DEPARTMENT OF LABOR

PROGRAM BUDGET SUMMARY - FISCAL YEAR 2007

Program Budgets	FY 2006 Current Budget			FY 2007 Governor's Recommendations		
	State Funds	Federal and Other Funds	Total	State Funds	Federal and Other Funds	Total
Administration - A	\$3,236,310	\$10,859,309	\$14,095,619	\$3,279,695	\$10,859,309	\$14,139,004
Administration - B	2,167,612	1,481,868	3,649,480	2,174,195	1,481,868	3,656,063
Business Enterprise Program	339,720	1,316,085	1,655,805	420,302	1,316,085	1,736,387
Commission on Women	93,172		93,172	93,172		93,172
Disability Adjudication Section		55,598,820	55,598,820		55,598,820	55,598,820
Georgia Industries for the Blind	692,348	11,099,375	11,791,723	710,134	11,099,375	11,809,509
Labor Market Information	671,271	2,249,873	2,921,144	682,353	2,249,873	2,932,226
Roosevelt Warm Springs Institute	6,662,908	24,667,490	31,330,398	6,484,874	24,667,490	31,152,364
Safety Inspections	2,664,002	168,552	2,832,554	2,701,779	168,552	2,870,331
Unemployment Insurance	10,056,056	36,610,816	46,666,872	10,212,853	36,610,816	46,823,669
Vocational Rehabilitation Program	16,784,521	69,651,140	86,435,661	16,880,468	69,651,140	86,531,608
Workforce Development	7,642,713	90,615,395	98,258,108	7,753,871	90,615,395	98,369,266
TOTAL FUNDS	\$51,010,633	\$304,318,723	\$355,329,356	\$51,393,696	\$304,318,723	\$355,712,419

DEPARTMENT OF LABOR

BUDGET SUMMARY - FISCAL YEAR 2007

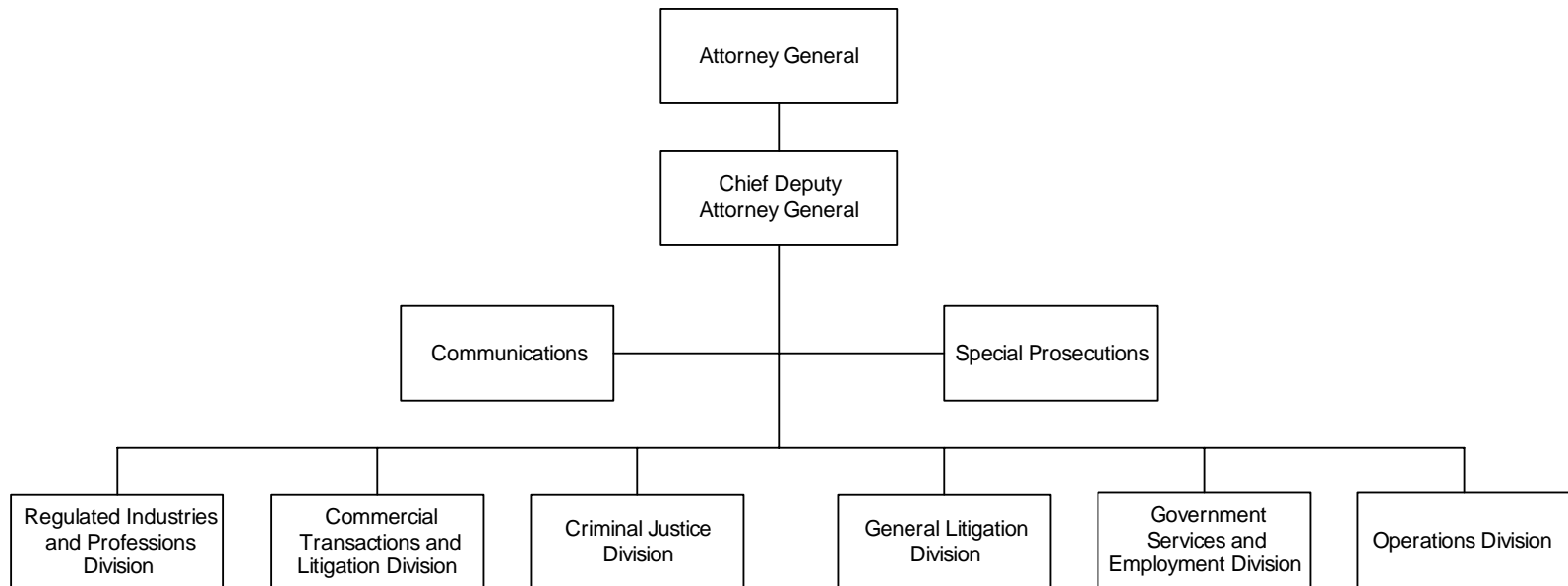
Governor's Recommended Adjustments to the Current Budget	Amounts
FY 2006 STATE GENERAL FUND APPROPRIATIONS	\$51,010,633
Department of Labor	
1. Annualize the cost of the FY 2006 salary adjustment (\$122,714) and provide for a salary increase in FY 2007 of up to 4% effective January 1, 2007 (\$163,213).	\$285,927
2. Increase funds to reflect an adjustment in the employer share of State Health Benefit Plan premiums from 14.20% to 16.713%.	229,296
3. Increase funds to reflect an adjustment in the Workers' Compensation premiums.	205,998
4. Reduce personal services in the Labor Administration program.	(14,035)
5. Reduce contracts (\$297,829), Special Purpose Contracts (\$19,084) and Purchase of Service contracts (\$83,210) by 2% within the Rehabilitation Services division.	(116,054)
6. Transfer the American Association of Adapted Sports Programs contract to the Department of Human Resources.	(284,069)
7. Provide 2 positions and funding for the Business Enterprise Program.	76,000
TOTAL NET STATE GENERAL FUND ADJUSTMENTS	\$383,063
TOTAL STATE GENERAL FUNDS RECOMMENDED	\$51,393,696

CAPITAL OUTLAY SUMMARY - FISCAL YEAR 2007

	<u>Yr.</u>	<u>Principal</u>	<u>Debt Service</u>
Department of Labor			
1. Provide funds for roof replacement of 5 buildings at Roosevelt Warm Springs Institute.	5	\$1,070,000	\$243,960
2. Provide funds for sprinkler and fire alarm system improvement program at various facilities statewide.	5	1,400,000	319,200
TOTAL		<u>\$2,470,000</u>	<u>\$563,160</u>
STATE GENERAL FUNDS			\$51,956,856

DEPARTMENT OF LAW

ORGANIZATIONAL CHART



DEPARTMENT OF LAW

Roles and Responsibilities:

The Department of Law, headed by the Attorney General, provides legal representation and advice to the departments, officials, and employees of the executive branch of state government. The Attorney General is a constitutional officer elected to a four-year term in the same general election as the Governor.

The Department of Law represents the state in any civil and criminal case to which the state is a party, in all capital felony actions before the Georgia Supreme Court, and in all actions before the Supreme Court of the United States.

As the chief legal officer of the state and the legal advisor to the executive branch of state government, it is the duty of the Attorney General to provide opinions on

any question of law involving the interests of the state or duties of any department. It is also the responsibility of the Attorney General to prepare and review contracts and other legal documents in which the state is interested and to draft proposed legislation or rules and regulations for state departments.

When directed by the Governor, the Attorney General, as head of the Department of Law and chief legal officer of the state, is authorized to institute and conduct investigations at any time into the affairs of the state and its departments and agencies or the official conduct of any state official or employee, as well as the affairs of any person, firm, or corporation for violations in their dealings with the state. The Attorney General is also vested with complete and exclusive authority and jurisdiction in all matters of law relating to state authorities.

ATTORNEY GENERAL DIVISION

The Department of Law is organized into five legal divisions and an operations division, all of which are headed by the Attorney General. The specialized legal divisions – Regulated Industries and Professions, Commercial Transactions and Litigation, Criminal Justice, General Litigation, and Government Services – provide a full range of legal services to state departments, agencies, authorities, boards, bureaus, commissions, and institutions. These Executive Branch entities reimburse the department for the litigation expenses incurred, such as court costs, witness fees, filing costs, and reporting costs. In addition, the Special Prosecutions Unit carries out the prosecutorial functions vested in the Department of Law.

AUTHORITY

Title 35 of the Official Code of Georgia Annotated.

DEPARTMENT OF LAW

DEPARTMENT BUDGET FINANCIAL SUMMARY BY PROGRAM - FISCAL YEAR 2007

Program / Fund Sources	FY 2007 Agency Request Total	FY 2007 Governor's Recommendation						Total Changes	Total
		FY 2006 Current Budget	Redistribution	Reductions	Enhancements	Other Adjustments			
Law									
Other Funds	\$32,445,588	\$21,801,423		(\$5,835)		\$30,652	\$24,817	\$21,826,240	
State General Funds	14,720,163	13,659,592			\$24,483	986,464	1,010,947	14,670,539	
Total	47,165,751	35,461,015		(5,835)	24,483	1,017,116	1,035,764	36,496,779	
TOTAL FUNDS	\$47,165,751	\$35,461,015	\$0	(\$5,835)	\$24,483	\$1,017,116	\$1,035,764	\$36,496,779	
<u>Less:</u>									
Other Funds	\$32,445,588	\$21,801,423		(\$5,835)		\$30,652	\$24,817	\$21,826,240	
State General Funds	\$14,720,163	\$13,659,592			\$24,483	\$986,464	\$1,010,947	\$14,670,539	
TOTAL STATE FUNDS	\$14,720,163	\$13,659,592	\$0	\$0	\$24,483	\$986,464	\$1,010,947	\$14,670,539	

DEPARTMENT OF LAW

DEPARTMENT BUDGET FINANCIAL SUMMARY BY OBJECT CLASS - FISCAL YEAR 2007

Object Classes / Fund Sources	FY 2007 Agency Request Total	FY 2004 Expenditures	FY 2005 Expenditures	FY 2007 Governor's Recommendations		
				FY 2006 Current Budget	Changes	Total
Personal Services	\$14,792,550	\$15,214,254	\$15,041,138	\$13,787,428	\$848,360	\$14,635,788
Regular Operating Expenses	805,564	828,048	712,385	805,564		805,564
Travel	181,781	182,051	155,998	181,781		181,781
Equipment		23,945	18,530	5,835	(5,835)	
Computer Charges	388,425	294,813	297,093	388,425		388,425
Real Estate Rentals	853,769	856,254	856,234	798,320	193,239	991,559
Telecommunications	143,662	151,071	145,206	143,662		143,662
Per Diem and Fees	30,000,000	31,974,472	33,388,656	19,350,000		19,350,000
Books for State Library		191,307	99,935			
TOTAL FUNDS	\$47,165,751	\$49,716,215	\$50,715,175	\$35,461,015	\$1,035,764	\$36,496,779
<u>Less:</u>						
Other Funds	\$32,445,588	\$35,679,742	\$37,404,318	\$21,801,423	\$24,817	21,826,240
State General Funds	\$14,720,163	\$14,036,473	\$13,310,857	\$13,659,592	\$1,010,947	14,670,539
TOTAL STATE FUNDS	\$14,720,163	\$14,036,473	\$13,310,857	\$13,659,592	\$1,010,947	\$14,670,539
Positions	192	192	192	192		192
Motor Vehicles	1	1	1	1		1

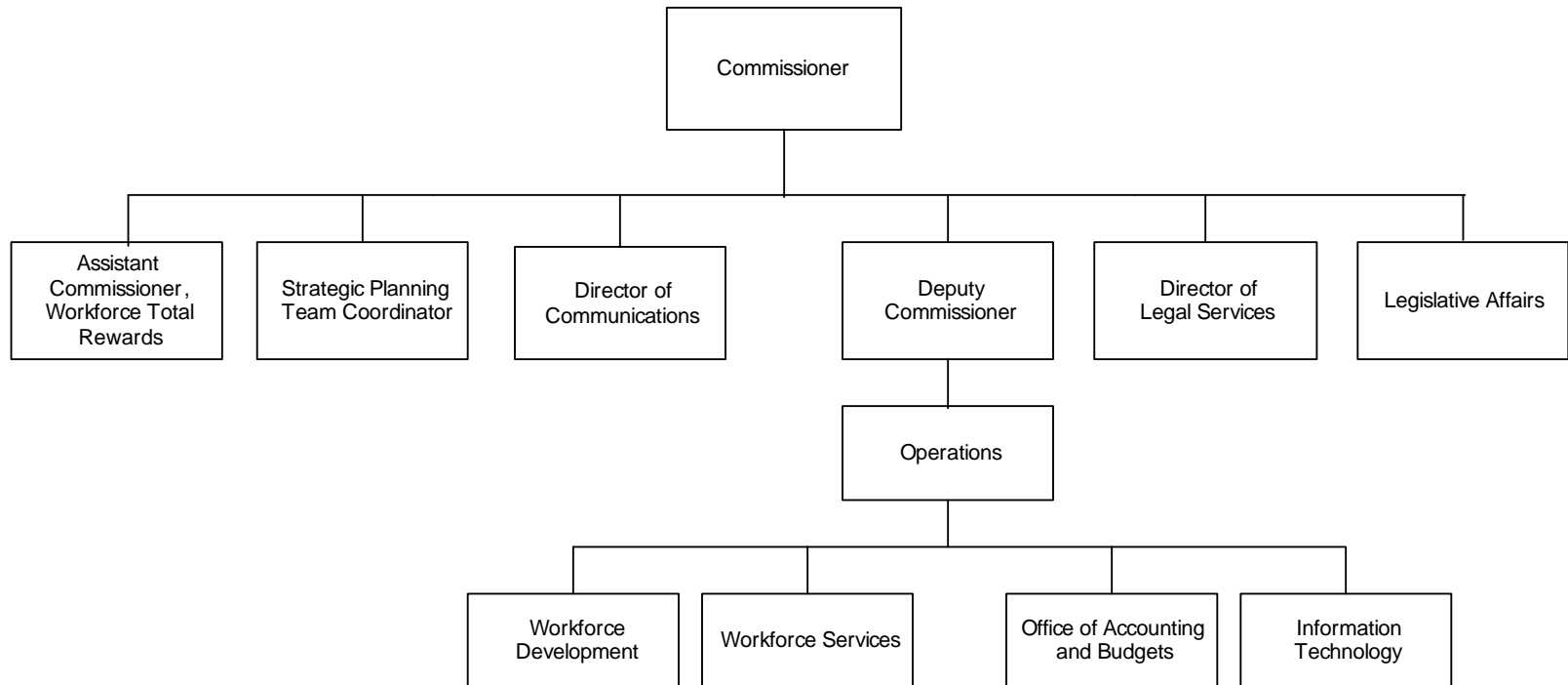
DEPARTMENT OF LAW

BUDGET SUMMARY - FISCAL YEAR 2007

Governor's Recommended Adjustments to the Current Budget	Amounts
FY 2006 STATE GENERAL FUND APPROPRIATIONS	\$13,659,592
Department of Law	
1. Annualize the cost of the FY 2006 salary adjustment (\$127,303) and provide for a salary increase in FY 2007 of up to 4% effective January 1, 2007 (\$395,883).	\$523,186
2. Increase funds to reflect an adjustment in the employer share of State Health Benefit Plan premiums from 14.20% to 16.713%.	285,674
3. Increase funds to reflect an adjustment in the Workers' Compensation premiums.	8,848
4. Provide for an adjustment to the Georgia Building Authority (GBA) real estate rental rate for office space.	168,756
6. Reduce other funds in equipment (\$5,835).	Yes
7. Increase real estate rentals to meet contractual commitments.	24,483
TOTAL NET STATE GENERAL FUND ADJUSTMENTS	\$1,010,947
TOTAL STATE GENERAL FUNDS RECOMMENDED	\$14,670,539

MERIT SYSTEM OF PERSONNEL ADMINISTRATION

ORGANIZATIONAL CHART



MERIT SYSTEM OF PERSONNEL ADMINISTRATION

Roles and Responsibilities:

The Merit System of Personnel Administration is the state's central agency for assisting state agencies in recruiting qualified individuals for positions within the executive branch of state government. The agency is also the state's central recordkeeping agency for state employee data and the central means of monitoring state personnel practices.

SB 635, which the General Assembly approved during the 1996 session, decentralized the state's personnel administration system. The legislation transferred responsibility for a variety of personnel recruitment and administration duties from the Merit System to state agencies.

COMMISSIONER'S OFFICE

The Commissioner's Office provides overall direction, leadership, and management of the agency. Functions covered by the office include legal services, marketing and public relations, and policy analysis and development. The office also coordinates requests for proposal processes for statewide benefit plans and contract negotiations and management.

ADMINISTRATION AND SYSTEMS

The Administration and Systems Division furnishes administrative and technology support to the Georgia Merit System and, to a lesser degree, other state agencies.

Administrative services provided by the division include budgeting, financial services, mailroom operations, purchasing, and strategic planning. Technology services provided by the division include long-range information planning, design and maintenance of the FLEX system that supports the Flexible Benefits program, and design and maintenance of custom applications (PM Tools, Atlas, etc.) used by the Georgia Merit System and other state agencies.

WORKFORCE TOTAL REWARDS

The Compensation and Staffing Division assists state agencies with recruiting, hiring and retaining employees who will get the state's business done for the best dollar value. Staff members perform job market research and analysis, develop and implement equitable pay and rewards processes, design and administer competency-based screening procedures, and develop and maintain mode; processes. The section is also responsible for conducting evaluations of agency personnel practices pursuant to Act 816.

The Employee Benefits Division administers the Flexible Benefits Plan available to state employees. The plan includes benefits such as group term and dependent life insurance, accidental death and dismemberment insurance, dental insurance, disability insurance, legal insurance, and medical and childcare spending accounts. Staff members maintain employee eligibility records, monitor contractors, and work to improve benefit plans and products.

WORKFORCE SERVICES

The Customer Services Division is responsible for managing the state's charitable contributions, employee recognition, and employee suggestion programs. In addition, staff members provide counseling and education on equal employment opportunity and management and employee relations issues. Employees of the division also assist state agencies with general human resource services such as personnel policy consultation and rule interpretation.

WORKFORCE DEVELOPMENT

The Training and Organization Development Division is responsible for providing training and workforce development assessments, production and delivery of skill-based employee training programs, management training on the state's pay for performance and results-based budgeting processes, and assistance to agencies in development and implementation of customized performance improvement strategies. This section also coordinates agency use of the Georgia Merit System Training Center.

AUTHORITY

Titles 20 and 45 of the Official Code of Georgia Annotated.

MERIT SYSTEM OF PERSONNEL ADMINISTRATION

DEPARTMENT BUDGET FINANCIAL SUMMARY BY PROGRAM - FISCAL YEAR 2007

Program / Fund Sources	FY 2007 Agency Request Total	FY 2007 Governor's Recommendation						Total Changes	Total
		FY 2006 Current Budget	Redistribution	Reductions	Enhancements	Other Adjustments			
Administration									
Other Funds	\$4,797,568	\$4,217,257	\$607,355	(\$52,911)	\$750,000	\$143,764	\$1,448,208	\$5,665,465	
Total	4,797,568	4,217,257	607,355	(52,911)	750,000	143,764	1,448,208	5,665,465	
Recruitment and Staffing Services									
Other Funds	1,119,496	1,321,434	(207,078)	(5,500)		56,193	(156,385)	1,165,049	
Total	1,119,496	1,321,434	(207,078)	(5,500)		56,193	(156,385)	1,165,049	
Total Compensation and Rewards									
Other Funds	4,043,676	4,566,259	(464,686)	(88,281)		107,212	(445,755)	4,120,504	
Total	4,043,676	4,566,259	(464,686)	(88,281)		107,212	(445,755)	4,120,504	
Workforce Development and Alignment									
Other Funds	3,529,669	3,505,219	64,409	(65,476)		64,944	63,877	3,569,096	
Total	3,529,669	3,505,219	64,409	(65,476)		64,944	63,877	3,569,096	
TOTAL FUNDS	\$13,490,409	\$13,610,169	\$0	(\$212,168)	\$750,000	\$372,113	\$909,945	\$14,520,114	
<u>Less:</u>									
Other Funds	\$13,490,409	\$13,610,169	\$0	(\$212,168)	\$750,000	\$372,113	\$909,945	\$14,520,114	
State General Funds	\$0	\$0	\$0	\$0	\$0	\$0	\$0	\$0	
TOTAL STATE FUNDS	\$0	\$0	\$0	\$0	\$0	\$0	\$0	\$0	

MERIT SYSTEM OF PERSONNEL ADMINISTRATION

DEPARTMENT BUDGET FINANCIAL SUMMARY BY OBJECT CLASS - FISCAL YEAR 2007

Object Classes / Fund Sources	FY 2007 Agency Request Total	FY 2004 Expenditures	FY 2005 Expenditures	FY 2007 Governor's Recommendations		
				FY 2006 Current Budget	Changes	Total
Personal Services	\$8,564,007	\$8,460,287	\$8,150,136	\$8,555,880	\$193,270	\$8,749,150
Regular Operating Expenses	787,260	748,245	849,491	862,171	(74,911)	787,260
Travel	95,213	85,674	89,247	95,213		95,213
Computer Charges	1,449,194	1,474,483	1,776,111	1,449,194		1,449,194
Real Estate Rentals	717,480	697,127	707,103	717,480	94,562	812,042
Telecommunications	155,752	173,209	163,571	155,752		155,752
Per Diem and Fees	140,489	158,851	150,856	178,465	(37,976)	140,489
Contracts	739,413	910,674	1,243,007	754,413	(15,000)	739,413
Payments to State Treasury	841,601		691,601	841,601	750,000	1,591,601
TOTAL FUNDS	\$13,490,409	\$12,708,550	\$13,821,123	\$13,610,169	\$909,945	\$14,520,114
Less:						
Other Funds	\$13,490,409	\$12,708,550	\$13,821,124	\$13,610,169	\$909,945	\$14,520,114
TOTAL STATE FUNDS	\$0	\$0	\$0	\$0	\$0	\$0
Positions	147	149	149	138	(2)	136

MERIT SYSTEM OF PERSONNEL ADMINISTRATION

PROGRAM BUDGET SUMMARY - FISCAL YEAR 2007

Program Budgets	FY 2006 Current Budget			FY 2007 Governor's Recommendations		
	State Funds	Federal and Other Funds	Total	State Funds	Federal and Other Funds	Total
Administration		\$4,217,257	\$4,217,257		\$5,665,465	\$5,665,465
Recruitment and Staffing Services		1,321,434	1,321,434		1,165,049	1,165,049
Total Compensation and Rewards		4,566,259	4,566,259		4,120,504	4,120,504
Workforce Development and Alignment		3,505,219	3,505,219		3,569,096	3,569,096
TOTAL FUNDS		\$13,610,169	\$13,610,169		\$14,520,114	\$14,520,114

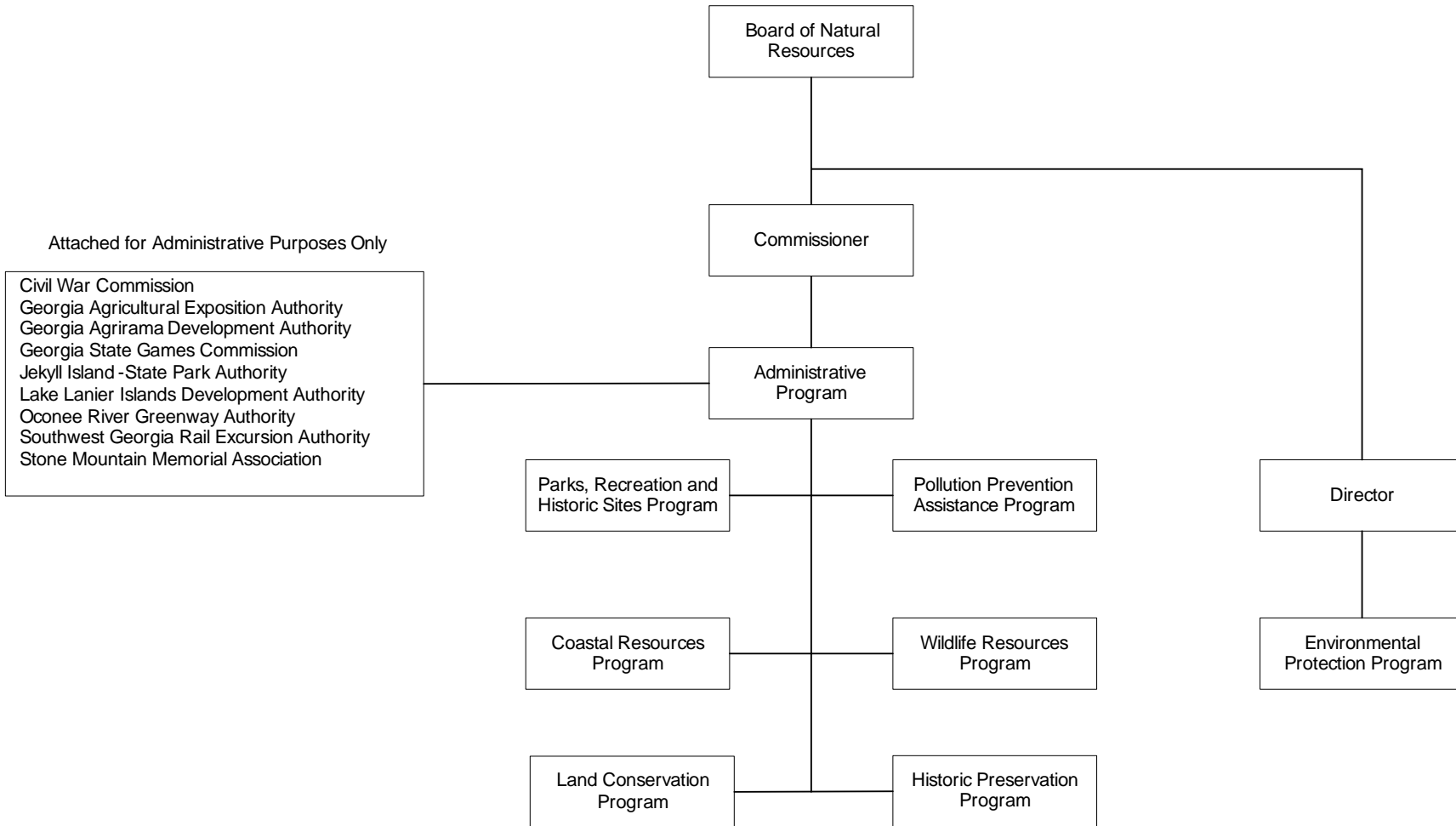
MERIT SYSTEM OF PERSONNEL ADMINISTRATION

BUDGET SUMMARY - FISCAL YEAR 2007

Governor's Recommended Adjustments to the Current Budget	Amounts
FY 2006 AGENCY FUND APPROPRIATIONS	\$13,610,169
Merit System of Personnel Administration	
1. Annualize the cost of the FY 2006 salary adjustment.	\$92,408
2. Increase funds to reflect an adjustment in the employer share of State Health Benefit Plan premiums from 14.20% to 16.713%.	176,299
3. Increase funds to reflect an adjustment in the Workers' Compensation premiums.	8,844
4. Provide for an adjustment to the Georgia Building Authority (GBA) real estate rental rate for storage and office space.	94,562
5. Redistribute operating expenses from Total Compensation and Rewards (\$464,686) and Recruitment and Staffing Services (\$207,078) to Administration (\$607,355) and Workforce Development and Alignment (\$64,409) to more appropriately capture expenditures.	Yes
6. Reduce personal services by eliminating 2 positions from Total Compensation and Rewards.	(84,281)
7. Reduce regular operating expenses (\$74,911), and reduce per diem and fees (\$37,976).	(112,887)
8. Reduce contracts to eliminate funding for the state orientation video.	(15,000)
9. Increase payments to State Treasury.	750,000
TOTAL FUND ADJUSTMENTS	\$909,945
TOTAL AGENCY FUNDS RECOMMENDED	\$14,520,114

DEPARTMENT OF NATURAL RESOURCES

ORGANIZATIONAL CHART



DEPARTMENT OF NATURAL RESOURCES

Roles and Responsibilities:

The Department of Natural Resources provides natural resource development, management, and protection services to Georgia's citizens and local governments. These services include the operation of state parks and historic sites; management and protection of wildlife and coastal resources; enforcement of wildlife, boating safety, and environmental laws; promotion of and assistance with pollution prevention; and protection and management of the state's water, air, and land resources in accordance with various state and federal laws.

PARKS, RECREATION AND HISTORIC SITES

The program provides recreational opportunities to the citizens of Georgia through the development and operation of 48 parks and 15 historic sites. These parks and historic sites attracted over 12 million visitors during FY 2005. The program manages over 72,000 acres with such amenities as campgrounds, cottages, lodges, swimming pools, group camps and golf courses.

WILDLIFE RESOURCES

Lands and freshwater habitats are managed by Wildlife Resources for public hunting, fishing and educational purposes. This program also promotes the conservation and wise use of game and nongame wildlife resources. All state laws and departmental regulations regarding wildlife, fishery resources, wild animals, boating safety and hunter safety are enforced by the law enforcement section. The program manages public fishing areas, wildlife management areas and produces fish in state hatcheries.

COASTAL RESOURCES

The primary objectives of this program are to ensure the optimum commercial and recreational utilization of

Georgia's marine fisheries resources over the long term for the benefit of all Georgians and to protect, conserve and restore populations of marine turtles and mammals. These objectives are accomplished through research, artificial reef development and activities geared toward the protection of threatened and endangered marine species.

ENVIRONMENTAL PROTECTION

The program is largely a regulatory body whose main objective is to enforce state and federal laws, rules and regulations regarding water quality, water supply, air quality, solid waste, and hazardous waste. These objectives are accomplished through a permitting process coupled with monitoring, inspection, investigation and enforcement activities. The program also manages the Hazardous Waste Trust Fund and the Solid Waste Trust Fund.

HISTORIC PRESERVATION

The program provides historic preservation services and assistance to governmental agencies, private organizations and individuals. Duties include proposing properties for nomination to both the National and the Georgia Register of Historic Places; providing grants to support state and local preservation projects; and offering technical assistance and information on tax incentives, archaeological matters and other preservation programs.

POLLUTION PREVENTION

The program is a non-regulatory organization designed to serve as a one-stop source for Georgia businesses interested in finding ways to reduce their hazardous waste, solid waste, water, and air pollution problems through preventive measures.

ATTACHED AGENCIES

The **Georgia State Games Commission** promotes amateur athletic competition through the Georgia State Games.

The **Civil War Commission** encourages preservation of Civil War sites and promotes tourism to these sites.

The **Lake Lanier Islands Development Authority** is responsible for managing through contract the development and operation of tourist, convention and recreational areas and facilities on the islands.

The **Jekyll Island State Park Authority** is responsible for the development and operation of tourist, convention and recreational areas and facilities on the island.

The **Stone Mountain Memorial Association** is responsible for managing through contract the operation of tourist, convention and recreational areas and facilities at the mountain.

The **Georgia Agricultural Exposition Authority** promotes, develops and serves agriculture and agricultural business interests of the state; produces and operates the Georgia National Fair; and encourages the agricultural accomplishments of Georgia's youth.

The **Georgia Agrirama Development Authority** serves as the state's official living history museum, depicting life in Georgia in the late 19th century.

The **Southwest Georgia Rail Excursion Authority** is an economic development initiative that seeks to bring tourists through historic middle Georgia.

The **Oconee River Greenway Authority** is responsible for preserving greenspace along the Oconee River.

AUTHORITY

Titles 8, 12, 16, 27, 31, 43, 44, 46 and 52, Official Code of Georgia Annotated and Public Laws 92-500, 93-523, 88-206, 94-580.

DEPARTMENT OF NATURAL RESOURCES

DEPARTMENT BUDGET FINANCIAL SUMMARY BY PROGRAM - FISCAL YEAR 2007

Program / Fund Sources	FY 2007 Agency Request Total	FY 2007 Governor's Recommendation						Total Changes	Total
		FY 2006 Current Budget	Redistribution	Reductions	Enhancements	Other Adjustments			
Administration									
Federal Funds		\$53,814		(\$53,814)				(\$53,814)	\$0
State General Funds	\$9,685,336	9,368,088	\$232,360		\$60,303	\$398,306		690,969	10,059,057
Total	9,685,336	9,421,902	232,360	(53,814)	60,303	398,306		637,155	10,059,057
Coastal Resources									
Federal Funds	170,862	170,862							170,862
State General Funds	2,438,937	2,323,120			69,136	98,362		167,498	2,490,618
Total	2,609,799	2,493,982			69,136	98,362		167,498	2,661,480
Environmental Protection									
Federal Funds	3,437,011	59,799,940	73,850	(56,436,779)				(56,362,929)	3,437,011
Other Funds	6,797,557	309,758		6,487,799				6,487,799	6,797,557
State General Funds	39,231,811	26,207,788	9,100,000	(690,000)	5,943,190	1,460,144		15,813,334	42,021,122
Total	49,466,379	86,317,486	9,173,850	(50,638,980)	5,943,190	1,460,144		(34,061,796)	52,255,690
Hazardous Waste Trust Fund									
Federal Funds		73,850	(73,850)					(73,850)	0
State General Funds		7,600,000	(7,600,000)					(7,600,000)	0
Total		7,673,850	(7,673,850)					(7,673,850)	0
Historic Preservation									
Federal Funds	490,000	544,351		(54,351)				(54,351)	490,000
State General Funds	2,137,938	1,904,709		(34,000)	12,510	99,541		78,051	1,982,760
Total	2,627,938	2,449,060		(88,351)	12,510	99,541		23,700	2,472,760
Land Conservation									
State General Funds	445,032	415,605	27,000		2,572	21,203		50,775	466,380
Total	445,032	415,605	27,000		2,572	21,203		50,775	466,380

DEPARTMENT OF NATURAL RESOURCES

DEPARTMENT BUDGET FINANCIAL SUMMARY BY PROGRAM - FISCAL YEAR 2007

Program / Fund Sources	FY 2007 Agency Request Total	FY 2007 Governor's Recommendation						Total Changes	Total
		FY 2006 Current Budget	Redistribution	Reductions	Enhancements	Other Adjustments			
Parks, Recreation and Historic Sites									
Federal Funds	845,941	2,871,092		(2,025,151)				(2,025,151)	845,941
Other Funds	18,622,529	18,635,848		10,000	(665,966)			(655,966)	17,979,882
State General Funds	17,430,678	17,234,816	(2,284)		1,033,284	758,737		1,789,737	19,024,553
Total	36,899,148	38,741,756	(2,284)	(2,015,151)	367,318	758,737		(891,380)	37,850,376
Pollution Prevention Assistance									
Other Funds	103,913	677,763		(573,850)				(573,850)	103,913
State General Funds	13,402				5,574	10,501		16,075	16,075
Total	117,315	677,763		(573,850)	5,574	10,501		(557,775)	119,988
Solid Waste Trust Fund									
State General Funds		1,500,000	(1,500,000)					(1,500,000)	0
Total		1,500,000	(1,500,000)					(1,500,000)	0
Wildlife Resources									
Federal Funds	4,737,509	9,313,355		(4,186,564)				(4,186,564)	5,126,791
Other Funds	277,446	2,952,250		(2,674,804)				(2,674,804)	277,446
State General Funds	29,487,607	28,915,612	(257,076)	(48,577)	639,506	1,438,826		1,772,679	30,688,291
Total	34,502,562	41,181,217	(257,076)	(6,909,945)	639,506	1,438,826		(5,088,689)	36,092,528
<u>ATTACHED AGENCIES AND AUTHORITIES:</u>									
Civil War Commission									
State General Funds	50,000	50,000							50,000
Total	50,000	50,000							50,000
Payments to Georgia Agricultural Exposition Authority									
State General Funds	1,601,868	1,601,868				39,766		39,766	1,641,634
Total	1,601,868	1,601,868				39,766		39,766	1,641,634

DEPARTMENT OF NATURAL RESOURCES

DEPARTMENT BUDGET FINANCIAL SUMMARY BY PROGRAM - FISCAL YEAR 2007

Program / Fund Sources	FY 2007 Agency Request Total	FY 2007 Governor's Recommendation						Total Changes	Total
		FY 2006 Current Budget	Redistribution	Reductions	Enhancements	Other Adjustments			
Payments to Georgia Agrirama Development Authority									
State General Funds	820,514	820,514			32,820	18,877	51,697	872,211	
Total	820,514	820,514			32,820	18,877	51,697	872,211	
Georgia State Games Commission									
Other Funds	332,213	332,213		(332,213)			(332,213)	0	
State General Funds	101,152	50,149		(50,149)			(50,149)	0	
Total	433,365	382,362		(382,362)			(382,362)	0	
Payments to Lake Allatoona Preservation Authority									
State General Funds	100,000	100,000		(100,000)			(100,000)	0	
Total	100,000	100,000		(100,000)			(100,000)	0	
Payments to Southwest Georgia Railroad Excursion Authority									
State General Funds	371,964	371,964						371,964	
Total	371,964	371,964						371,964	
TOTAL FUNDS	\$139,731,220	\$194,199,329	\$0	(\$60,762,453)	\$7,132,929	\$4,344,263	(\$49,285,261)	\$144,914,068	
<u>Less:</u>									
Federal Funds	\$9,681,323	\$72,827,264		(\$62,756,659)			(\$62,756,659)	\$10,070,605	
Other Funds	26,133,658	22,907,832		2,916,932	(\$665,966)		2,250,966	25,158,798	
Subtotal	\$35,814,981	\$95,735,096	\$0	(\$59,839,727)	(\$665,966)	\$0	(\$60,505,693)	\$35,229,403	
State General Funds	\$103,916,239	\$98,464,233		(\$922,726)	\$7,798,895	\$4,344,263	\$11,220,432	\$109,684,665	
TOTAL STATE FUNDS	\$103,916,239	\$98,464,233	\$0	(\$922,726)	\$7,798,895	\$4,344,263	\$11,220,432	\$109,684,665	

DEPARTMENT OF NATURAL RESOURCES

DEPARTMENT BUDGET FINANCIAL SUMMARY BY OBJECT CLASS - FISCAL YEAR 2007

Object Classes / Fund Sources	FY 2007 Agency Request Total	FY 2004 Expenditures	FY 2005 Expenditures	FY 2007 Governor's Recommendations		
				FY 2006 Current Budget	Changes	Total
Personal Services	\$83,795,292	\$115,040,793	\$114,076,337	\$85,932,156	\$2,512,162	\$88,444,318
Regular Operating Expenses	17,766,099	21,161,156	21,814,221	15,130,739	2,786,059	17,916,798
Travel	838,800	890,565	922,665	832,214	6,586	838,800
Motor Vehicle Purchases	1,100,000	683,314	1,073,804	60,000	40,000	100,000
Equipment	1,407,686	2,981,099	3,195,359	1,321,455	86,231	1,407,686
Computer Charges	1,192,648	2,170,961	1,515,644	1,188,898	3,750	1,192,648
Real Estate Rentals	3,206,573	4,844,135	4,959,307	3,206,573	266,702	3,473,275
Telecommunications	1,290,761	2,144,966	2,143,207	1,288,496	4,000	1,292,496
Per Diem and Fees	1,934,267	2,182,850	3,354,101	527,605	206,662	734,267
Contracts	5,236,321	59,704,675	56,778,415	4,807,821	(424,000)	4,383,821
Advertising and Promotion	689,910	859,751	904,522	689,910		689,910
Cost of Material for Resale	1,314,100	3,256,166	3,686,579	1,293,300	25,000	1,318,300
Capital Outlay:						
New Construction	635,734	6,007,279	4,134,297	635,734		635,734
Repairs and Maintenance	3,309,750	4,277,967	4,289,982	3,309,750		3,309,750
WMA Land Acquisition	777,442	1,432,354		982,330		982,330
Paving		546,579	1,253,585			
Parkpass Project		1,983,951	2,089,135			
Waterfowl Habitat		291,449	340,059			
Grants:						
Land & Water Conservation	800,000	224,614	701,008	800,000		800,000
Georgia Heritage 2000	129,276	241,180	127,568	129,276		129,276
National Park Service		75,269	55,603			
Other	200,000	2,449,915	2,204,183			
Hazardous Waste Trust Fund	7,673,850	10,773,397	6,245,856	7,673,850		7,673,850
Solid Waste Trust Fund	3,000,000	5,950,693	3,356,822	1,500,000	5,000,000	6,500,000
Nongame Wildlife Conservation		6,307,847	8,461,527			
Payments to Baker County	31,000	31,000	31,000	31,000		31,000
Payments to Calhoun County	24,000	24,000	24,000	24,000		24,000
Payments to McIntosh County	100,000	100,000	100,000	100,000		100,000
Payments to Civil War Commission	50,000	57,465		50,000		50,000

DEPARTMENT OF NATURAL RESOURCES

DEPARTMENT BUDGET FINANCIAL SUMMARY BY OBJECT CLASS - FISCAL YEAR 2007

Object Classes / Fund Sources	FY 2007 Agency Request Total	FY 2004 Expenditures	FY 2005 Expenditures	FY 2007 Governor's Recommendations		
				FY 2006 Current Budget	Changes	Total
Payments to Georgia Agricultural Exposition Authority	1,601,868	1,703,228	1,594,360	1,601,868	39,766	1,641,634
Payments to Georgia Agrirama Development Authority	820,514	903,941	818,963	820,514	51,697	872,211
Payments to Georgia State Games Commission	433,365	97,500	75,000	382,362	(382,362)	0
Payments to Southwest Georgia Rail Excursion Authority	371,964	407,696	383,468	371,964		371,964
Undesignated Object Class				59,507,514	(59,507,514)	0
TOTAL FUNDS	\$139,731,220	\$259,807,755	\$250,710,577	\$194,199,329	(\$49,285,261)	\$144,914,068
<u>Less:</u>						
Federal Funds	\$9,681,323	\$50,002,088	\$51,094,479	\$72,827,264	(\$62,756,659)	\$10,070,605
Other Funds	26,133,658	117,809,749	108,253,518	22,907,832	2,250,966	25,158,798
Subtotal	\$35,814,981	\$167,811,837	\$159,347,997	\$95,735,096	(\$60,505,693)	\$35,229,403
State General Funds	\$103,916,239	\$91,995,918	\$91,362,580	\$98,464,233	\$11,220,432	\$109,684,665
TOTAL STATE FUNDS	\$103,916,239	\$91,995,918	\$91,362,580	\$98,464,233	\$11,220,432	\$109,684,665
Positions	1,563	2,074	2,095	1,646	16	1,662
Motor Vehicles	1,553	1,511	1,542	1,601	(2)	1,599

DEPARTMENT OF NATURAL RESOURCES

PROGRAM BUDGET SUMMARY - FISCAL YEAR 2007

Program Budgets	FY 2006 Current Budget			FY 2007 Governor's Recommendations		
	State Funds	Federal and Other Funds	Total	State Funds	Federal and Other Funds	Total
Administration	\$9,368,088	\$53,814	\$9,421,902	\$10,059,057		\$10,059,057
Coastal Resources	2,323,120	170,862	2,493,982	2,490,618	\$170,862	2,661,480
Environmental Protection	26,207,788	60,109,698	86,317,486	42,021,122	10,234,568	52,255,690
Hazardous Waste Trust Fund	7,600,000	73,850	7,673,850			
Historic Preservation	1,904,709	544,351	2,449,060	1,982,760	490,000	2,472,760
Land Conservation	415,605		415,605	466,380		466,380
Parks, Recreation and Historic Sites	17,234,816	21,506,940	38,741,756	19,024,553	18,825,823	37,850,376
Pollution Prevention Assistance		677,763	677,763	16,075	103,913	119,988
Solid Waste Trust Fund	1,500,000		1,500,000			
Wildlife Resources	28,915,612	12,265,605	41,181,217	30,688,291	5,404,237	36,092,528
Subtotal	\$95,469,738	\$95,402,883	\$190,872,621	\$106,748,856	\$35,229,403	\$141,978,259
 <u>ATTACHED AGENCIES AND AUTHORITIES:</u>						
Civil War Commission	\$50,000		\$50,000	\$50,000		\$50,000
Payments to Georgia Agricultural Exposition Authority	1,601,868		1,601,868	1,641,634		1,641,634
Payments to Georgia Agrirama Development Authority	820,514		820,514	872,211		872,211
Georgia State Games Commission	50,149	\$332,213	382,362			
Payments to Lake Allatoona Preservation Authority	100,000		100,000			
Payments to Southwest Georgia Railroad Excursion Authority	371,964		371,964	371,964		371,964
Subtotal	\$2,994,495	\$332,213	\$3,326,708	\$2,935,809	\$0	\$2,935,809
TOTAL FUNDS	\$98,464,233	\$95,735,096	\$194,199,329	\$109,684,665	\$35,229,403	\$144,914,068

DEPARTMENT OF NATURAL RESOURCES

BUDGET SUMMARY - FISCAL YEAR 2007

Governor's Recommended Adjustments to the Current Budget	Amounts
FY 2006 STATE GENERAL FUND APPROPRIATIONS	\$98,464,233
Department of Natural Resources	
1. Annualize the cost of the FY 2006 salary adjustment (\$762,886) and provide a salary increase in FY 2007 of up to 4% effective January 1, 2007 (\$1,209,840).	\$1,972,726
2. Increase funds to reflect an adjustment in the employer share of State Health Benefit Plan premiums from 14.2% to 16.713%.	1,770,813
3. Increase funds to reflect an adjustment in the Workers' Compensation premiums.	275,379
4. Provide for an adjustment to the Georgia Building Authority (GBA) real estate rental rate for office space.	266,702
5. Realign programs to properly reflect FY 2007 expenditures by transferring funds to Administration (\$232,360) and Land Conservation (\$27,000) from Parks, Recreation and Historic Sites (\$2,284) and Wildlife Resource (\$257,076).	Yes
6. Transfer the Hazardous Waste Trust Fund and Solid Waste Trust Fund programs to the Environmental Protection program.	Yes
7. Remove undesignated object classes and fund sources to properly reflect expenditures (Total Funds \$59,507,514).	Yes
8. Eliminate funds in Environmental Protection for a coastal groundwater study that will be completed in FY 2006.	(390,000)
9. Reduce contract funds with the Soil and Water Conservation Commission to reflect the cyclical needs of the Erosion and Sedimentation Certification program.	(300,000)
10. Eliminate 1 position and operating expenses for aquatic plant control of public and private waters.	(48,577)
11. Reduce the number of contracted historic planners from 14 to 12 based on state service delivery regions.	(34,000)
12. Provide funds to correct a shortfall in funding for the employer share of State Health Benefit Plan premiums.	743,959
13. Enhance water modeling and monitoring in the Environmental Protection program.	400,000
14. Increase funding for the Solid Waste Trust Fund from \$1.5 million to \$6.5 million.	5,000,000
15. Add 8 positions for erosion and sedimentation control in Environmental Protection to increase the number of inspections in high growth	300,000
16. Fund operating costs for opening the Flat Creek public fishing area including 2 fishery technician positions and 2 motor vehicles.	218,225
17. Provide operating funds and add 6 positions for staffing the new conference facility and dining hall at the Charlie Elliott Wildlife Center.	200,000
18. Add operating funds and 1 position for opening a new interpretive center and museum at Sweetwater Creek State Park.	184,000
19. Enhance water quality sampling efforts by increasing contract funds and adding 1 position in Coastal Resources in order to meet stricter water quality standards on Georgia's coast.	53,925
20. Replace payments from the Lake Lanier Islands Development Authority with state general funds.	665,966
Subtotal	\$11,279,118

DEPARTMENT OF NATURAL RESOURCES

BUDGET SUMMARY - FISCAL YEAR 2007

Governor's Recommended Adjustments to the Current Budget	Amounts
ATTACHED AGENCIES AND AUTHORITIES:	
Payments to Georgia Agricultural Exposition Authority	
1. Annualize the cost of the FY 2006 salary adjustment (\$8,481) and provide a salary increase in FY 2007 of up to 4% effective January 1, 2007 (\$11,000).	\$19,481
2. Increase funds to reflect an adjustment in the employer share of State Health Benefit Plan premiums from 14.2% to 16.713%.	16,164
3. Increase funds to reflect an adjustment in the Workers' Compensation premiums.	4,121
Subtotal	\$39,766
Payments to Georgia Agrirama Development Authority	
1. Annualize the cost of the FY 2006 salary adjustment (\$2,604) and provide a salary increase in FY 2007 of up to 4% effective January 1, 2007 (\$6,000).	\$8,604
2. Increase funds to reflect an adjustment in the employer share of State Health Benefit Plan premiums from 14.2% to 16.713%.	8,980
3. Increase funds to reflect an adjustment in the Workers' Compensation premiums.	1,293
4. Increase repairs and maintenance funding for restoration of the historic village.	32,820
Subtotal	\$51,697
Georgia State Games Commission	
1. Eliminate state funds, 1 position and 4 motor vehicles.	(\$50,149)
Payments To Lake Allatoona Preservation Authority	
1. Eliminate one-time funding for shoreline restoration, educational programs, a watershed study and other projects.	(\$100,000)
TOTAL NET STATE GENERAL FUND ADJUSTMENTS	\$11,220,432
TOTAL STATE GENERAL FUNDS RECOMMENDED	\$109,684,665

DEPARTMENT OF NATURAL RESOURCES

BUDGET SUMMARY - FISCAL YEAR 2007

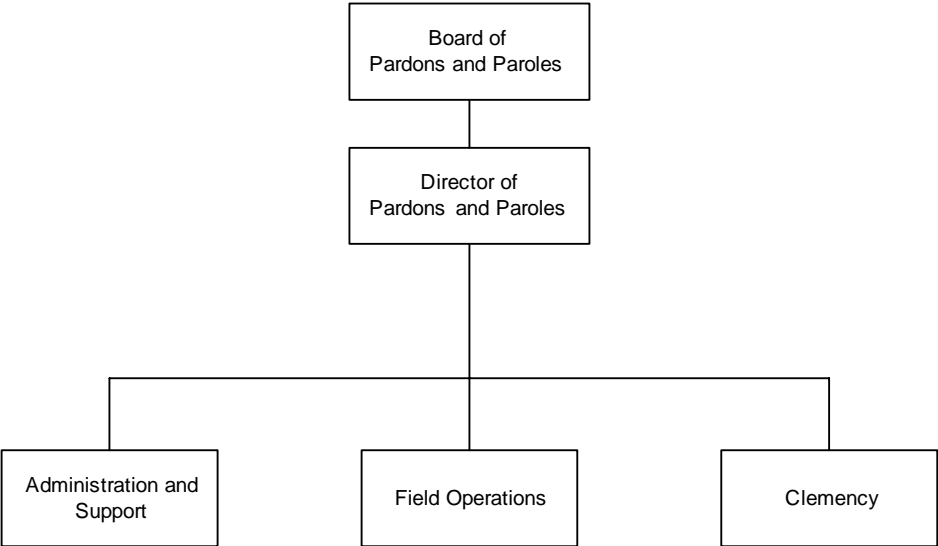
Governor's Recommended Adjustments to the Current Budget	Amounts
--	---------

CAPITAL OUTLAY SUMMARY - FISCAL YEAR 2007

	<u>Yr.</u>	<u>Principal</u>		<u>Debt Service</u>
Department of Natural Resources				
1. Construct and purchase equipment for the Suwannee River Eco-Lodge meeting facility.	20	\$2,000,000		\$170,860
2. Fund North Georgia lodge renovations at Amicalola Falls, Unicoi, and Red Top Mountain state parks.	5	1,000,000		228,000
3. Complete state funding for the Hardman Farm restoration.	20	2,000,000		170,860
TOTAL		\$5,000,000		\$569,720
STATE GENERAL FUNDS				\$110,254,385

STATE BOARD OF PARDONS AND PAROLES

ORGANIZATIONAL CHART



STATE BOARD OF PARDONS AND PAROLES

Roles and Responsibilities:

The State Board of Pardons and Paroles is comprised of five members appointed by the Governor and empowered to grant, deny, condition and revoke executive clemency. The board reviews the sentences of all inmates to determine what degree of executive clemency may be warranted, directs the clemency action, and supervises the offenders who have been paroled or conditionally released from prison until the completion of their sentences.

DEPARTMENT OPERATIONS

In order to accomplish its mission, the agency has identified two core businesses:

- Making Informed Parole Decisions (Clemency)
- Transitioning Offenders Back into the Community (Field Supervision)

The agency has re-engineered its entire organization to ensure that business processes, strategic objectives, performance measures, programs and budget are all aligned with the core mission. The organizational structure of the agency also reflects the core businesses and mission of the agency, with only two divisions, Clemency and Field Operations. Administration and Support Services support the mission.

The Clemency Division works most closely with the Board on a day-to-day basis, gathering information and preparing cases for the Board to make informed parole decisions. The Clemency Division manages requests for restoration of rights and pardons. This division is also responsible for communication with victims and victims groups to make sure board members know and understand their needs and concerns.

The Field Operations Division assists the Clemency Division by completing important investigations that are used in the clemency decision process. Inmates who are granted the privilege of parole to community supervision are supervised by this division's parole officers, who work in 56 offices throughout the state. Field parole officers provide offender oversight through a balanced approach to supervision which blends both surveillance and enforcement along with referrals to treatment and self help programs.

Parole officers spend a majority of their time in the community intervening with parolees and their families, talking to employers, networking with police officials and staying in touch with treatment providers to ensure parolee

compliance with the conditions of parole. As certified peace officers, parole officers also execute board warrants and provide backup to local law enforcement as needed.

Administration and Support Services supports the internal operations of the agency including budget/fiscal, staff training, personnel services, quality assurance audits, research, evaluation and technology, legislative liaison, internal affairs and public information. Administration is dedicated to using innovative technology to reduce costs and improve service delivery to all agency staff. The agency leads the state in automated business processes and leads the nation in automated field case management.

AUTHORITY

State Constitution: Official Code of Georgia Annotated Titles 9, 42 and 77.

STATE BOARD OF PARDONS AND PAROLES

DEPARTMENT BUDGET FINANCIAL SUMMARY BY PROGRAM - FISCAL YEAR 2007

Program / Fund Sources	FY 2007 Agency Request Total	FY 2007 Governor's Recommendation						Total Changes	Total
		FY 2006 Current Budget	Redistribution	Reductions	Enhancements	Other Adjustments			
Administration									
Federal Funds		\$100,000		(\$100,000)				(\$100,000)	
Other Funds									
State General Funds	\$4,755,520	4,326,255	\$400,000		\$20,652	\$144,957	565,609	\$4,891,864	
Total	4,755,520	4,426,255	400,000	(100,000)	20,652	144,957	465,609	4,891,864	
Clemency Decisions									
Federal Funds									
Other Funds									
State General Funds	9,972,150	9,769,111			65,452	332,847	398,299	10,167,410	
Total	9,972,150	9,769,111			65,452	332,847	398,299	10,167,410	
Parole Supervision									
Federal Funds									
Other Funds									
State General Funds	34,578,340	33,015,382	(400,000)		561,081	1,079,671	1,240,752	34,256,134	
Total	34,578,340	33,015,382	(400,000)		561,081	1,079,671	1,240,752	34,256,134	
Victim Services									
Federal Funds									
Other Funds									
State General Funds	519,737	516,467				15,194	15,194	531,661	
Total	519,737	516,467				15,194	15,194	531,661	
TOTAL FUNDS	\$49,825,747	\$47,727,215	\$0	(100,000)	\$647,185	\$1,572,669	\$2,119,854	\$49,847,069	
<u>Less:</u>									
Federal Funds		\$100,000		(\$100,000)			(\$100,000)		
State General Funds	\$49,825,747	\$47,627,215			\$647,185	\$1,572,669	\$2,219,854	\$49,847,069	
TOTAL STATE FUNDS	\$49,825,747	\$47,627,215			\$647,185	\$1,572,669	\$2,219,854	\$49,847,069	

STATE BOARD OF PARDONS AND PAROLES

DEPARTMENT BUDGET FINANCIAL SUMMARY BY OBJECT CLASS - FISCAL YEAR 2007

Object Classes / Fund Sources	FY 2007 Agency Request Total	FY 2004 Expenditures	FY 2005 Expenditures	FY 2007 Governor's Recommendations		
				FY 2006 Current Budget	Changes	Total
Personal Services	\$40,962,254	\$38,248,983	\$35,618,746	\$38,264,914	\$1,467,039	\$39,731,953
Regular Operating Expenses	1,588,013	2,014,416	1,886,426	1,538,013	259,507	1,797,520
Travel	333,800	303,372	301,832	333,800	137,678	471,478
Motor Vehicle Purchases		409,059	314,287			
Equipment	260,253	317,683	393,395	260,253		260,253
Computer Charges	1,048,458	677,906	705,351	1,048,458		1,048,458
Real Estate Rentals	2,728,514	2,818,059	2,610,931	2,728,514	55,630	2,784,144
Telecommunications	1,072,900	1,015,634	982,345	1,072,900		1,072,900
Per Diem and Fees	1,034,575	753,273	1,555,262	523,304	1,440,079	1,963,383
Contracts	79,480	214,427	99,750	1,319,559	(1,240,079)	79,480
Health Services Purchases		3,768	20,000	20,000		20,000
County Jail Subsidy	717,500	657,495	617,490	617,500		617,500
TOTAL FUNDS	\$49,825,747	\$47,434,075	\$45,105,815	\$47,727,215	\$2,119,854	\$49,847,069
<u>Less:</u>						
Federal Funds		\$777,078	\$874,565	\$100,000	(\$100,000)	\$0
Other Funds		31,592	14,138			
Subtotal	\$0	\$808,670	\$888,703	\$100,000	(\$100,000)	\$0
State General Funds	\$49,825,747	\$46,625,405	\$44,217,112	\$47,627,215	\$2,219,854	\$49,847,069
TOTAL STATE FUNDS	\$49,825,747	\$46,625,405	\$44,217,112	\$47,627,215	\$2,219,854	\$49,847,069
Positions	821	839	818	821		821
Motor Vehicles	164	170	170	164		164

STATE BOARD OF PARDONS AND PAROLES

PROGRAM BUDGET SUMMARY - FISCAL YEAR 2007

Program Budgets	FY 2006 Current Budget			FY 2007 Governor's Recommendations		
	State Funds	Federal and Other Funds	Total	State Funds	Federal and Other Funds	Total
Administration	\$4,326,255	\$100,000	\$4,426,255	\$4,891,864		\$4,891,864
Clemency Decisions	9,769,111		9,769,111	10,167,410		10,167,410
Parole Supervision	33,015,382		33,015,382	34,256,134		34,256,134
Victim Services	516,467		516,467	531,661		531,661
TOTAL FUNDS	\$47,627,215	\$100,000	\$47,727,215	\$49,847,069		\$49,847,069

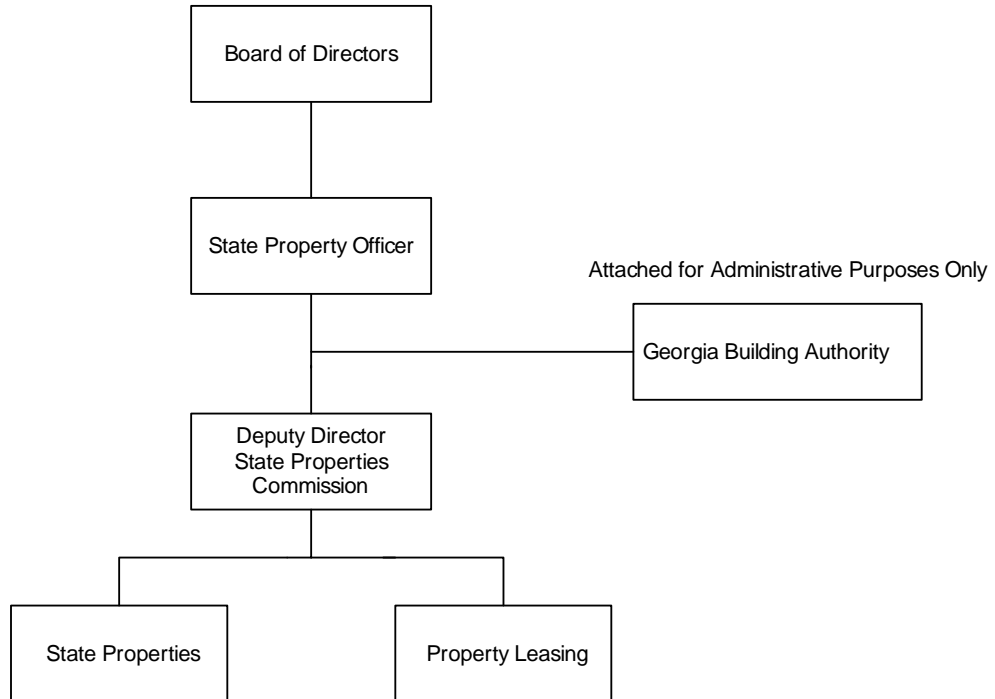
STATE BOARD OF PARDONS AND PAROLES

BUDGET SUMMARY - FISCAL YEAR 2007

Governor's Recommended Adjustments to the Current Budget	Amounts
FY 2006 STATE GENERAL FUND APPROPRIATIONS	\$47,627,215
State Board of Pardons and Paroles	
1. Annualize the cost of the FY 2006 salary adjustment (\$309,873) and provide for a salary increase in FY 2007 of up to 4% effective January 1, 2007 (\$408,779).	\$718,652
2. Increase funds to reflect an adjustment in the employer share of State Health Benefit Plan premiums from 14.20% to 16.713%.	694,751
3. Increase funds to reflect an adjustment in Workers' Compensation premiums.	53,636
4. Provide for an adjustment to the Georgia Building Authority (GBA) real estate rental rate for office space.	105,630
5. Transfer \$1,240,079 from contracts to per diem and fees to align budget with proper expenditure classification.	Yes
6. Align personal services funding to accurately align program delivery and personnel.	Yes
7. Eliminate one-time federal funding used for Parole Risk guidelines improvement.	Yes
8. Provide additional funding for substance abuse assessment and treatment.	300,000
9. Provide additional funding for utilities (\$41,146), fuel (\$168,361) and mileage reimbursement (\$137,678).	347,185
10. Increase regular operating funds (\$50,000) to cover costs of records retention.	Yes
TOTAL NET STATE GENERAL FUND ADJUSTMENTS	\$2,219,854
TOTAL STATE GENERAL FUNDS RECOMMENDED	\$49,847,069

STATE PROPERTIES COMMISSION

ORGANIZATIONAL CHART



STATE PROPERTIES COMMISSION

Roles and Responsibilities:

The State Properties Commission coordinates the purchase, management, inventory records and disposition of real property acquired and owned by the state. Its core business is the regulation of state property acquisitions and dispositions and the maintenance of accurate and up-to-date records.

SB 158 of the 2005 General Assembly established the State Properties Commission as an independent agency, removing ties to the Department of Administrative Services. Under that same legislation, the Georgia

Building Authority was detached from the Department of Administrative Services and attached to the State Properties Commission.

ATTACHED AGENCIES

The **Georgia Building Authority** provides maintenance, grounds keeping, food service, parking and security for the employees and facilities within the Capitol Hill office complex and other specified areas.

Space Management assists agencies in the location of adequate and safe space in state-owned facilities or

commercially leased space and assists agencies in the design of space. This unit maintains a current computerized inventory of all state-owned buildings on Capitol Hill and state-occupied commercially leased space.

AUTHORITY

Title 50-5B Georgia Code Annotated.

STATE PROPERTIES COMMISSION

DEPARTMENT BUDGET FINANCIAL SUMMARY BY PROGRAM - FISCAL YEAR 2007

Program / Fund Sources	FY 2007 Agency Request Total	FY 2007 Governor's Recommendation						Total
		FY 2006 Current Budget	Redistribution	Reductions	Enhancements	Other Adjustments	Total Changes	
Leasing								
Other Funds			\$371,491			\$31,164	\$402,655	\$402,655
State General Funds	\$374,853							
Total	<u>374,853</u>		<u>371,491</u>			<u>31,164</u>	<u>402,655</u>	<u>402,655</u>
State Properties								
Other Funds			558,553			29,872	588,425	588,425
State General Funds	564,660							
Total	<u>564,660</u>		<u>558,553</u>			<u>29,872</u>	<u>588,425</u>	<u>588,425</u>
State Properties Commission								
Other Funds								
State General Funds		558,553	(558,553)				(558,553)	0
Total		<u>558,553</u>	<u>(558,553)</u>				<u>(558,553)</u>	<u>0</u>
<u>ATTACHED AGENCIES AND AUTHORITIES:</u>								
Payments to Georgia Building Authority								
Other Funds	3,000,000		2,329,042	(1,150,000)	3,000,000	706,539	4,885,581	4,885,581
State General Funds	1,306,457							
Total	<u>\$3,000,000</u>		<u>\$2,329,042</u>	<u>(\$1,150,000)</u>	<u>\$3,000,000</u>	<u>\$706,539</u>	<u>\$4,885,581</u>	<u>\$4,885,581</u>
TOTAL FUNDS	<u>\$5,245,970</u>	<u>\$558,553</u>	<u>\$2,700,533</u>	<u>(\$1,150,000)</u>	<u>\$3,000,000</u>	<u>\$767,575</u>	<u>\$5,318,108</u>	<u>\$5,876,661</u>
<u>Less:</u>								
Other Funds	\$3,000,000		\$3,259,086	(\$1,150,000)	\$3,000,000	\$767,575	\$5,876,661	\$5,876,661
State General Funds	\$2,245,970	\$558,553	(\$558,553)				(\$558,553)	0
TOTAL STATE FUNDS	\$2,245,970	\$558,553	(\$558,553)	\$0	\$0	\$0	(\$558,553)	\$0

STATE PROPERTIES COMMISSION

DEPARTMENT BUDGET FINANCIAL SUMMARY BY OBJECT CLASS - FISCAL YEAR 2007

Object Classes / Fund Sources	FY 2007 Agency Request Total	FY 2004 * Expenditures	FY 2005 * Expenditures	FY 2007 Governor's Recommendations		
				FY 2006 Current Budget	Changes	Total
Direct Payments to GBA - Operations	\$5,245,970			\$558,553	\$5,318,108	\$5,876,661
TOTAL FUNDS	\$5,245,970	\$0	\$0	\$558,553	\$5,318,108	\$5,876,661
<u>Less:</u>						
Other Funds	\$3,000,000				\$5,876,661	\$5,876,661
State General Funds	\$2,245,970			\$558,553	(\$558,553)	\$0
TOTAL STATE FUNDS	\$2,245,970	\$0	\$0	\$558,553	(\$558,553)	\$0
 <u>ATTACHED AGENCIES AND AUTHORITIES (Information Only):</u>						
Georgia Building Authority	\$42,385,606			\$39,910,982	\$5,182,790	\$45,093,772
Positions	289			289		289
Motor Vehicles	57			57		57

*The State Properties Commission was established as an independent agency on July 1, 2005 per SB 158 of the 2005 General Assembly. Prior year expenditures are listed in the Department of Administrative Services.

STATE PROPERTIES COMMISSION

PROGRAM BUDGET SUMMARY - FISCAL YEAR 2007

Program Budgets	FY 2006 Current Budget			FY 2007 Governor's Recommendations		
	State Funds	Federal and Other Funds	Total	State Funds	Federal and Other Funds	Total
Leasing				\$402,655		\$402,655
State Properties	\$558,553		\$558,553	588,425		588,425
Subtotal	\$558,553		\$558,553	\$991,080		\$991,080
<u>ATTACHED AUTHORITY:</u>						
Payments to Georgia Building Authority				\$4,885,581		\$4,885,581
Subtotal				\$4,885,581		\$4,885,581
TOTAL	\$558,553		\$558,553	\$5,876,661		\$5,876,661
<u>ATTACHED AGENCIES - FOR INFORMATION ONLY:</u>						
Georgia Building Authority		\$39,910,982	\$39,910,982	\$45,093,772		\$45,093,772

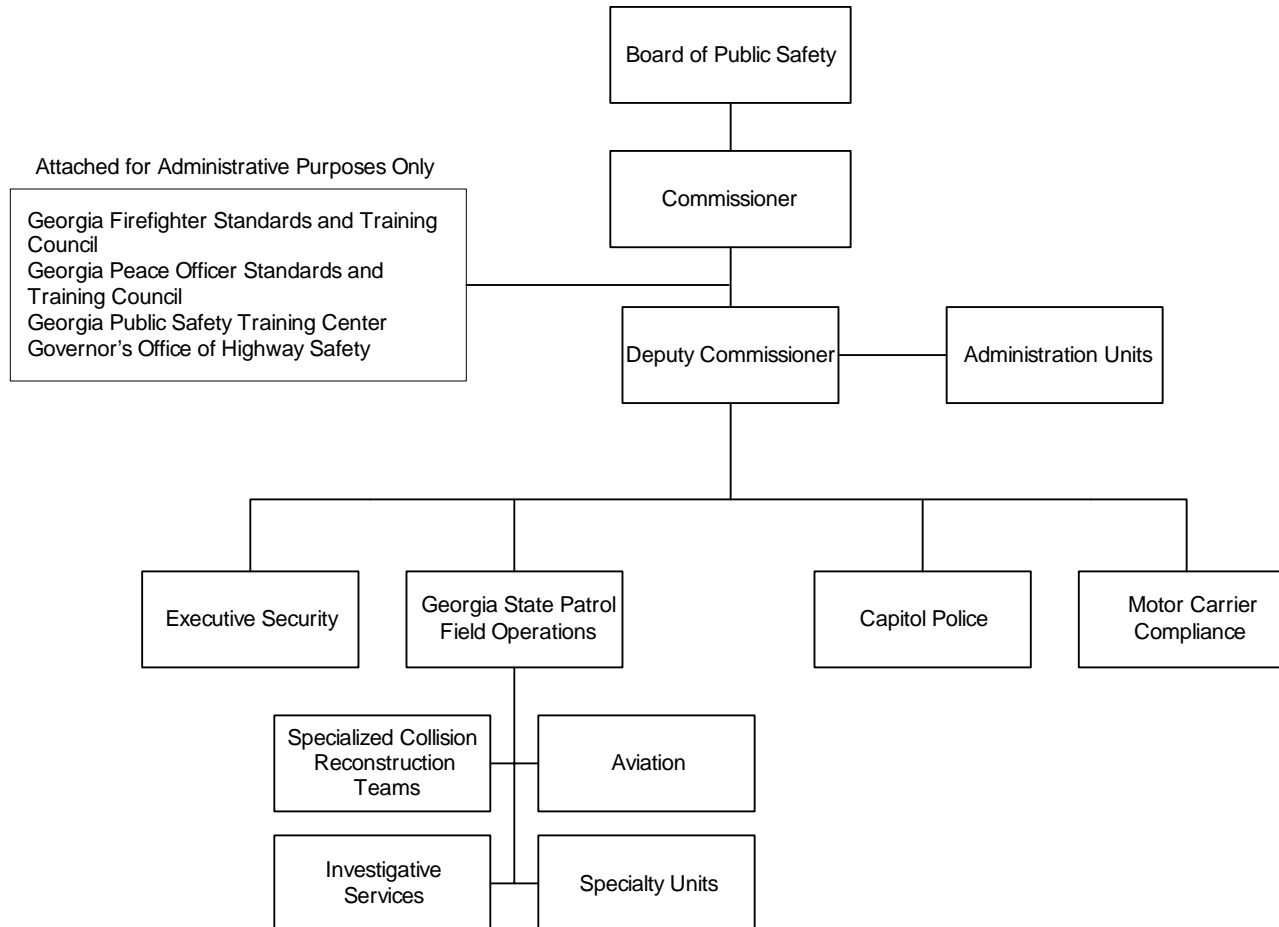
STATE PROPERTIES COMMISSION

BUDGET SUMMARY - FISCAL YEAR 2007

Governor's Recommended Adjustments to the Current Budget	Amounts
FY 2006 STATE GENERAL FUND APPROPRIATIONS	\$558,553
State Properties Commission	
1. Annualize the cost of the FY 2006 salary adjustment (Total Funds: \$136,884) and provide a salary increase in FY 2007 of up to 4% effective January 1, 2007 (\$93,367).	Yes
2. Increase funds to reflect an adjustment in the employershare of State Health Benefit Plan premiums from 14.20% to 16.713% (Total Funds: \$488,558).	Yes
3. Increase funds to reflect an adjustment in Workers' Compensation premiums (Total Funds: \$37,526).	Yes
4. Provide for an adjustment to the Georgia Building Authority (GBA) real estate rental rate for office space (Total Funds: \$11,240).	Yes
5. Transfer the Space Management program (\$371,491) and the Payments to GBA program (\$2,331,288) from the Department of Administrative Services to the State Properties Commission.	Yes
6. Adjust annualizer to reflect updated projections.	Yes
7. Eliminate one-time funding for the purchase of property around Capitol Hill (Total Funds: \$1,150,000).	Yes
8. Adjust agency rental rates to create a maintenance and repair fund in the Facilities program (Total Funds: \$3,000,000).	Yes
9. Replace state funds with agency funds for the operation of the State Properties Commission.	(558,553)
Subtotal	(\$558,553)
 ATTACHED AGENCIES AND AUTHORITIES:	
Georgia Building Authority	
1. Annualize the cost of the FY 2006 salary adjustment (Total Funds: \$127,415) and provide a salary increase in FY 2007 of up to 4% effective January 1, 2007 (\$86,044).	Yes
2. Increase funds to reflect an adjustment in the employershare of State Health Benefit Plan premiums from 14.20% to 16.713% (Total Funds: \$457,908).	Yes
3. Increase funds to reflect an adjustment in Workers' Compensation premiums (Total Funds: \$35,172).	Yes
4. Transfer the Payments to GBA program (\$2,331,288) from the Department of Administrative Services and adjust annualizers to reflect updated projections.	Yes
5. Eliminate one-time funding for the purchase of property around Capitol Hill (Total Funds: \$1,150,000).	Yes
6. Adjust agency rental rates to create a maintenance and repair fund in the Facilities program (Total Funds: \$3,000,000).	Yes
7. Provide \$3,100,000 in state funds for capital projects at Northwest Georgia Regional Hospital (\$1,402,000), Southwestern State Hospital (\$1,549,000), and East Central Regional Hospital - Augusta Campus (\$149,000).	Yes
TOTAL NET STATE GENERAL FUND ADJUSTMENTS	\$0
TOTAL STATE GENERAL FUNDS RECOMMENDED	\$0

DEPARTMENT OF PUBLIC SAFETY

ORGANIZATIONAL CHART



DEPARTMENT OF PUBLIC SAFETY

Roles and Responsibilities:

The Georgia Department of Public Safety is responsible for patrolling the public roads and highways of the state of Georgia, safeguarding the lives and property of the public, and investigating traffic accidents. The department's troopers work to reduce accidents and injuries by enforcing traffic laws, encouraging seat belt use, and by stopping drivers under the influence of drugs and alcohol. They also investigate traffic accidents and are involved in highway drug interdiction. The agency is responsible for Executive Security for the Governor and First Lady and the safety and security of employees, visitors and facilities of the Capitol Hill Area. In addition, the department provides law enforcement assistance to the public and other agencies of the criminal justice community in areas such as special units, fugitive apprehension, and Homeland Security.

Effective July 1st, 2005, the department assumed the responsibility for operations of the Motor Carrier Compliance Division. This unit has the responsibility of enforcing Georgia's commercial vehicle regulations. In addition, this unit is responsible for the enforcement of the High Occupancy Lanes in the Metro Atlanta Area.

A staff of 1,792 employees (including 953 sworn positions) supports the operations of the department. To carry out its duties, the State Patrol operates a headquarters facility, 48 patrol posts, 6 aviation hangers, and 19 weight stations statewide.

In an effort to provide the services to the State and public as directed by the department, the State Patrol has several unique units that contribute to the overall mission. These units are as follows:

- Field Operations
- Training Administration
- Executive Security
- Specialized Collision Reconstruction Team
- Investigative Services
- Safety Education
- Aviation
- Criminal Interdiction Unit
- SWAT
- Capitol Police
- Motor Carrier Compliance
- Administration

The department, for administrative purposes only, maintains four additional program units. The additional programs are as follows:

The **Georgia Public Safety Training Center** provides instruction and support services for the training of state and local law enforcement officers, firefighters, correctional officers, and emergency personnel.

The **Georgia Firefighter Standards and Training Council** is responsible for establishing uniform standards for the employment and training of firefighters. Additionally, the Council establishes curriculum requirements and approves schools and facilities for the purpose of fire training.

The **Georgia Peace Officer Standards and Training Council** is responsible for improving law enforcement in the state by enforcing legislatively established standards for the employment and training of peace officers. The citizens of Georgia can be assured the adequate protection of persons and property through the establishment of minimum standards and professionalism developed and supported by law enforcement training.

The **Governor's Office of Highway Safety** is responsible for the development and administration of statewide highway safety programs. The agency coordinates programs funded through federal highway grants designed to reduce the number of highway deaths and to promote safety.

AUTHORITY

Title 25, 35, and 40 of the Official Code of Georgia Annotated; Georgia Laws 1980, Act 875 and Act 866.

DEPARTMENT OF PUBLIC SAFETY

DEPARTMENT BUDGET FINANCIAL SUMMARY BY PROGRAM - FISCAL YEAR 2007

Program / Fund Sources	FY 2007 Agency Request Total	FY 2007 Governor's Recommendation					Total Changes	Total
		FY 2006 Current Budget	Redistribution	Reductions	Enhancements	Other Adjustments		
Administration								
State General Funds	\$9,861,979	\$9,816,239		(\$373,178)		\$241,443	(\$131,735)	\$9,684,504
Total	9,861,979	9,816,239		(373,178)		241,443	(131,735)	9,684,504
Aviation								
State General Funds	2,318,934	2,307,130				58,765	58,765	2,365,895
Total	2,318,934	2,307,130				58,765	58,765	2,365,895
Capitol Police Services								
Other Funds	3,151,435	3,151,435						3,151,435
Total	3,151,435	3,151,435						3,151,435
Executive Security Services								
State General Funds	1,061,306	1,050,978				41,376	41,376	1,092,354
Total	1,061,306	1,050,978				41,376	41,376	1,092,354
Field Offices and Services								
State General Funds	63,822,256	60,086,195			\$277,500	3,081,159	3,358,659	63,444,854
Total	63,822,256	60,086,195			277,500	3,081,159	3,358,659	63,444,854
Motor Carrier Compliance								
Federal Funds	3,861,998	2,561,998	\$1,300,000				1,300,000	3,861,998
Other Funds	5,896,898	7,196,898	(1,300,000)				(1,300,000)	5,896,898
State General Funds	7,026,483	6,329,515				283,421	283,421	6,612,936
Total	16,785,379	16,088,411	0			283,421	283,421	16,371,832
Specialized Collision Reconstruction Team								
State General Funds	2,168,703	2,150,997				89,548	89,548	2,240,545
Total	2,168,703	2,150,997				89,548	89,548	2,240,545

DEPARTMENT OF PUBLIC SAFETY

DEPARTMENT BUDGET FINANCIAL SUMMARY BY PROGRAM - FISCAL YEAR 2007

Program / Fund Sources	FY 2007 Agency Request Total	FY 2007 Governor's Recommendation						Total
		FY 2006 Current Budget	Redistribution	Reductions	Enhancements	Other Adjustments	Total Changes	
Troop J Specialty Units								
State General Funds	2,222,733	2,204,535				87,220	87,220	2,291,755
Total	2,222,733	2,204,535				87,220	87,220	2,291,755
<u>ATTACHED AGENCIES:</u>								
Firefighters Standards and Training Council								
State General Funds	677,966	551,565			66,080	20,580	86,660	638,225
Total	677,966	551,565			66,080	20,580	86,660	638,225
Georgia Public Safety Training Center								
Other Funds	1,634,073	1,634,073						1,634,073
State General Funds	11,274,492	10,988,058			35,000	348,598	383,598	11,371,656
Total	12,908,565	12,622,131			35,000	348,598	383,598	13,005,729
Office of Highway Safety								
Federal Funds	3,166,937	3,166,937						3,166,937
State General Funds	500,121	485,876				18,009	18,009	503,885
Total	3,667,058	3,652,813				18,009	18,009	3,670,822
Peace Officers Standards and Training Council								
State General Funds	2,087,158	1,905,971				102,796	102,796	2,008,767
Total	2,087,158	1,905,971				102,796	102,796	2,008,767
TOTAL FUNDS	\$120,733,472	\$115,588,400		(\$373,178)	\$378,580	\$4,372,915	\$4,378,317	\$119,966,717
<u>Less:</u>								
Federal Funds	\$7,028,935	\$5,728,935	\$1,300,000				\$1,300,000	\$7,028,935
Other Funds	10,682,406	11,982,406	(1,300,000)				(1,300,000)	10,682,406
Subtotal	\$17,711,341	\$17,711,341	\$0	\$0	\$0	\$0	\$0	\$17,711,341
State General Funds	\$103,022,131	\$97,877,059		(\$373,178)	\$378,580	\$4,372,915	\$4,378,317	\$102,255,376
TOTAL STATE FUNDS	\$103,022,131	\$97,877,059	\$0	(\$373,178)	\$378,580	\$4,372,915	\$4,378,317	\$102,255,376

DEPARTMENT OF PUBLIC SAFETY

DEPARTMENT BUDGET FINANCIAL SUMMARY BY OBJECT CLASS - FISCAL YEAR 2007

Object Classes / Fund Sources	FY 2007 Agency Request Total	FY 2004 Expenditures	FY 2005 Expenditures	FY 2007 Governor's Recommendations		
				FY 2006 Current Budget	Changes	Total
Personal Services	\$80,899,830	\$65,633,393	\$64,626,721	\$79,692,461	\$3,509,754	\$83,202,215
Regular Operating Expenses	9,696,476	9,579,464	10,272,958	9,643,326	53,150	9,696,476
Travel	181,145	243,406	355,095	181,145		181,145
Motor Vehicle Purchases	5,734,145	2,876,034	2,031,457	2,682,209		2,682,209
Equipment	607,378	1,199,090	1,668,616	383,028	224,350	607,378
Computer Charges	1,007,868	807,659	826,549	1,007,868		1,007,868
Real Estate Rentals	107,695	104,413	103,033	107,695		107,695
Telecommunications	2,248,846	1,730,872	1,584,468	2,248,846		2,248,846
Per Diem and Fees	195,772	162,495	168,223	195,772		195,772
Contracts	404,333	602,005	2,261,763	404,333		404,333
State Patrol Posts Repairs and Maintenance	309,237	317,401	404,573	309,237		309,237
TOTAL FUNDS	\$101,392,725	\$83,256,232	\$84,303,456	\$96,855,920	\$3,787,254	\$100,643,174
<u>Less:</u>						
Other Funds	\$9,048,333	\$4,122,119	\$7,538,523	\$10,348,333	(\$1,300,000)	\$9,048,333
Federal Funds	3,861,998	2,748,080	4,365,205	2,561,998	1,300,000	3,861,998
Subtotal	\$12,910,331	\$6,870,199	\$11,903,728	\$12,910,331	\$0	\$12,910,331
State General Funds	\$88,482,394	\$76,386,033	\$72,399,728	\$83,945,589	\$3,787,254	\$87,732,843
TOTAL STATE FUNDS (Excludes attached agencies)	\$88,482,394	\$76,386,033	\$72,399,728	\$83,945,589	\$3,787,254	\$87,732,843
Positions	1,792	1,435	1,493	1,792	1	1,793
Motor Vehicles	1,352	1,178	1,165	1,352		1,352

DEPARTMENT OF PUBLIC SAFETY

DEPARTMENT BUDGET FINANCIAL SUMMARY BY OBJECT CLASS - FISCAL YEAR 2007

Object Classes / Fund Sources	FY 2007 Agency Request Total	FY 2004 Expenditures	FY 2005 Expenditures	FY 2007 Governor's Recommendations		
				FY 2006 Current Budget	Changes	Total
<u>ATTACHED AGENCIES (For information only):</u>						
Firefighters Standards and Training Council	\$677,966	\$404,566	\$467,908	\$551,565	\$86,660	\$638,225
Georgia Public Safety Training Center	12,908,565	17,178,965	16,199,241	12,622,131	383,598	13,005,729
Office of Highway Safety	3,667,058	11,073,955	12,491,836	3,652,813	18,009	3,670,822
Peace Officers Standards and Training Council	2,087,158	1,495,520	2,219,313	1,905,971	102,796	2,008,767
TOTAL FUNDS	\$19,340,747	\$30,153,006	\$31,378,298	\$18,732,480	\$591,063	\$19,323,543
Positions	203	229	229	202	1	203
Motor Vehicles	79	89	89	90		90

DEPARTMENT OF PUBLIC SAFETY

PROGRAM BUDGET SUMMARY - FISCAL YEAR 2007

Program Budgets	FY 2006 Current Budget			FY 2007 Governor's Recommendations		
	State Funds	Federal and Other Funds	Total	State Funds	Federal and Other Funds	Total
Administration	\$9,816,239		\$9,816,239	\$9,684,504		\$9,684,504
Aviation	2,307,130		2,307,130	2,365,895		2,365,895
Capitol Police Services		\$3,151,435	3,151,435		\$3,151,435	3,151,435
Executive Security Services	1,050,978		1,050,978	1,092,354		1,092,354
Field Offices and Services	60,086,195		60,086,195	63,444,854		63,444,854
Motor Carrier Compliance	6,329,515	9,758,896	16,088,411	6,612,936	9,758,896	16,371,832
Specialized Collision Reconstruction Team	2,150,997		2,150,997	2,240,545		2,240,545
Troop J Specialty Units	2,204,535		2,204,535	2,291,755		2,291,755
Subtotal	\$83,945,589	\$12,910,331	\$96,855,920	\$87,732,843	\$12,910,331	\$100,643,174
ATTACHED AGENCIES:						
Firefighters Standards and Training Council	\$551,565		\$551,565	\$638,225		\$638,225
Georgia Public Safety Training Center	10,988,058	\$1,634,073	12,622,131	11,371,656	\$1,634,073	13,005,729
Office of Highway Safety	485,876	3,166,937	3,652,813	503,885	3,166,937	3,670,822
Peace Officers Standards and Training Council	1,905,971		1,905,971	2,008,767		2,008,767
Subtotal	\$13,931,470	\$4,801,010	\$18,732,480	\$14,522,533	\$4,801,010	\$19,323,543
TOTAL FUNDS	\$97,877,059	\$17,711,341	\$115,588,400	\$102,255,376	\$17,711,341	\$119,966,717

DEPARTMENT OF PUBLIC SAFETY

BUDGET SUMMARY - FISCAL YEAR 2007

Governor's Recommended Adjustments to the Current Budget	Amounts
--	---------

FY 2006 STATE GENERAL FUND APPROPRIATIONS **\$97,877,059**

Department of Public Safety

1. Annualize the cost of the FY 2006 salary adjustment (\$755,697) and provide for a salary increase in FY 2007 of up to 4% effective January 1, 2007 (\$881,023).	\$1,636,720
2. Increase funds to reflect an adjustment in the employer share of State Health Benefit Plan premiums from 14.20% to 16.713%.	1,280,369
3. Increase funds to reflect an adjustment in Workers' Compensation premiums.	232,783
4. Reduce personal services in the Administration program.	(373,178)
5. Provide funds to implement a 10 Trooper Motorcycle Unit located in the Metro Atlanta area.	277,500
6. Transfer 1 position and \$30,000 in personal services from the Georgia Department of Revenue.	30,000
7. Annualize the cost of two Trooper Schools.	703,060
Subtotal	\$3,787,254

ATTACHED AGENCIES:

Firefighters Standards and Training Council

1. Annualize the cost of the FY 2006 salary adjustment (\$3,879) and provide for a salary increase in FY 2007 of up to 4% effective January 1, 2007 (\$6,146).	\$10,025
2. Increase funds to reflect an adjustment in the employer share of State Health Benefit Plan premiums from 14.20% to 16.713%.	8,931
3. Increase funds to reflect an adjustment in Workers' Compensation premiums.	1,624
4. Increase per diem and fees to provide state certified firefighters to evaluate firefighters certification tests.	50,000
5. Increase computer charges for hardware to implement SB 169 that requires FFSTC to certify volunteer firefighters.	16,080
Subtotal	\$86,660

Georgia Public Safety Training Center

1. Annualize the cost of the FY 2006 salary adjustment (\$76,195) and provide for a salary increase in FY 2007 of up to 4% effective January 1, 2007 (\$100,240).	\$176,435
2. Increase funds to reflect an adjustment in the employer share of State Health Benefit Plan premiums from 14.20% to 16.713%.	145,677
3. Increase funds to reflect an adjustment in Workers' Compensation premiums.	26,486
4. Increase regular operating expenses to provide meals and lodging for students enrolled in the Basic Communications Officer course.	35,000
Subtotal	\$383,598

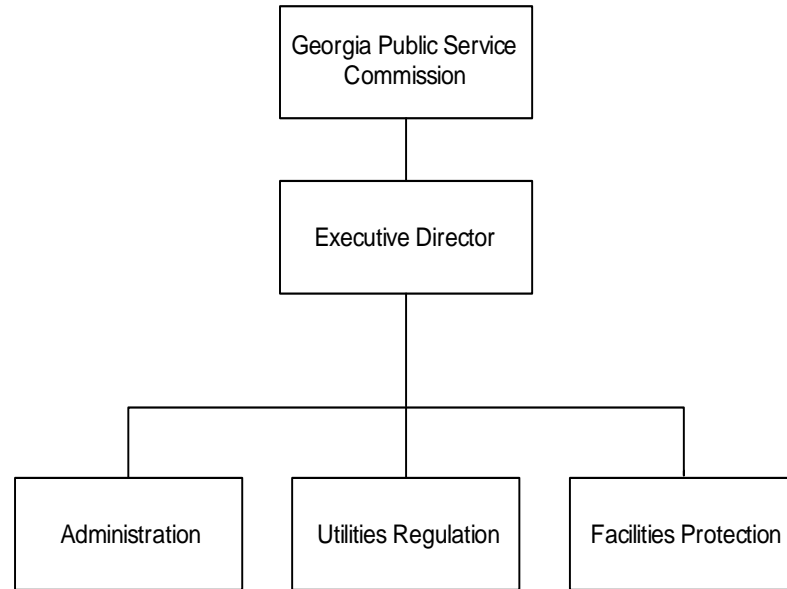
DEPARTMENT OF PUBLIC SAFETY

BUDGET SUMMARY - FISCAL YEAR 2007

Governor's Recommended Adjustments to the Current Budget	Amounts
Office of Highway Safety	
1. Annualize the cost of the FY 2006 salary adjustment (\$4,528) and provide for a salary increase in FY 2007 of up to 4% effective January 1, 2007 (\$4,961).	\$9,489
2. Increase funds to reflect an adjustment in the employer share of State Health Benefit Plan premiums from 14.20% to 16.713%.	7,209
3. Increase funds to reflect an adjustment in Workers' Compensation premiums.	1,311
Subtotal	\$18,009
Peace Officers Standards and Training Council	
1. Annualize the cost of the FY 2006 salary adjustment (\$11,237) and provide for a salary increase in FY 2007 of up to 4% effective January 1, 2007 (\$17,685).	\$28,922
2. Increase funds to reflect an adjustment in the employer share of State Health Benefit Plan premiums from 14.20% to 16.713%.	25,702
3. Increase funds to reflect an adjustment in Workers' Compensation premiums.	4,673
4. Annualize the cost of 1 position transferred from the Georgia Department of Corrections to POST.	43,499
Subtotal	\$102,796
TOTAL NET STATE GENERAL FUND ADJUSTMENTS	\$4,378,317
TOTAL STATE GENERAL FUNDS RECOMMENDED	\$102,255,376

PUBLIC SERVICE COMMISSION

ORGANIZATIONAL CHART



PUBLIC SERVICE COMMISSION

Roles and Responsibilities:

The Public Service Commission (PSC) is responsible for regulating public utility companies under its jurisdiction. In carrying out its responsibilities, the commission promulgates and enforces rules governing regulated companies, assists consumers of regulated companies with questions and problematic situations, and educates the public on consumer rights and responsibilities in the evolving regulatory environment. Above all, the Commission aims to ensure that the best value in electric, natural gas, transportation and telecommunications service is delivered to Georgia consumers and that the level of pipeline safety and utility facility protection practiced in the state remains high.

The PSC is a quasi-legislative, quasi-judicial agency directed by a five-member board of commissioners. Commissioners are elected through statewide general elections and serve six-year terms. The agency's staff includes accountants, analysts, engineers, information systems specialists, inspectors, and various administrative personnel who assist the commissioners in fulfilling their duties. The Commission has two programs: Facilities Protection and Utilities Regulation.

FACILITIES PROTECTION

Through its safety program, the Georgia Public Service Commission protects people, property and the

environment from physical harm from an accidental release of natural gas or other liquid, and averts interruptions of utility service resulting from damage to utility facilities caused by blasting or excavating operations. The commission fulfills its responsibilities by enforcing industry compliance with safety rules and regulations and by educating the system operators. By training operators, the Commission ensures that industry personnel understand proper procedures for locating and marking utility facilities before blasting or excavating. The combination of enforcement and education is highly effective and contributes to the health and security of Georgia.

TRANSPORTATION

Under legislation adopted by the 2005 General Assembly, the Commission assumed the regulation of household goods movers, luxury limousines, buses and non-consensual towers. The Commission sets maximum rates to be charged and ensures that these carriers are properly licensed, insured and able to comply with all safety regulations. The transportation unit is part of the utilities regulation division.

UTILITIES REGULATION

The goal of utilities regulation is to ensure that telecommunications, electric and natural gas providers serve the state with affordable rates and quality service.

Even though the natural gas and telecommunications industries have been partially opened to competition, the PSC remains responsible for monitoring the rates and service standards of electric, transportation, natural gas, and telecommunications companies. Additionally, it is the role of the commission to approve supply plans for electric and natural gas companies, monitor utility system and telecommunications network planning, arbitrate complaints among competitors, provide consumer protection and education, and certify competitive transportation, natural gas and telecommunications providers.

The PSC recognizes that its responsibility to ensure that utility services are reliable and reasonably priced has not changed even as utility markets become more competitive. The Public Service Commission believes that Georgians should continue to have access to high quality utility services, whether those services are priced in a competitive market or through economic regulation.

AUTHORITY

Article 4, Section 1 of the Constitution of the State of Georgia; Titles 40 and 46 of the Official Code of Georgia Annotated.

PUBLIC SERVICE COMMISSION

DEPARTMENT BUDGET FINANCIAL SUMMARY BY PROGRAM - FISCAL YEAR 2007

Program / Fund Sources	FY 2007 Agency Request Total	FY 2007 Governor's Recommendation						Total
		FY 2006 Current Budget	Redistribution	Reductions	Enhancements	Other Adjustments	Total Changes	
Administration								
State General Funds	\$1,148,039	\$1,401,396	(\$87,986)	(\$175,000)		\$48,655	(\$214,331)	\$1,187,065
Total	1,148,039	1,401,396	(87,986)	(175,000)		48,655	(214,331)	1,187,065
Facilities Protection								
Federal Funds	388,452	273,311						273,311
State General Funds	724,676	665,164	(60,519)			25,679	(34,840)	630,324
Total	1,113,128	938,475	(60,519)			25,679	(34,840)	903,635
Utilities Regulation								
State General Funds	7,018,530	6,339,307	148,505		\$310,215	231,679	690,399	7,029,706
Total	7,018,530	6,339,307	148,505		310,215	231,679	690,399	7,029,706
TOTAL FUNDS	\$9,279,697	\$8,679,178	\$0	(\$175,000)	\$310,215	\$306,013	\$441,228	\$9,120,406
<u>Less:</u>								
Federal Funds	\$388,452	\$273,311					\$0	\$273,311
State General Funds	\$8,891,245	\$8,405,867		(\$175,000)	\$310,215	\$306,013	\$441,228	\$8,847,095
TOTAL STATE FUNDS	\$8,891,245	\$8,405,867	\$0	(\$175,000)	\$310,215	\$306,013	\$441,228	\$8,847,095

PUBLIC SERVICE COMMISSION

DEPARTMENT BUDGET FINANCIAL SUMMARY BY OBJECT CLASS - FISCAL YEAR 2007

Object Classes / Fund Sources	FY 2007 Agency Request Total	FY 2004 Expenditures	FY 2005 Expenditures	FY 2007 Governor's Recommendations		
				FY 2006 Current Budget	Changes	Total
Personal Services	\$7,264,410	\$6,493,935	\$6,431,840	\$6,881,352	\$364,588	\$7,245,940
Regular Operating Expenses	250,711	269,924	291,120	425,711	(175,000)	250,711
Travel	89,376	85,990	87,638	89,376		89,376
Motor Vehicle Purchases	48,900	19,634	16,474			0
Equipment	28,400	21,357	65,630	15,300		15,300
Computer Charges	337,030	262,458	220,172	237,030		237,030
Real Estate Rentals	550,329	494,933	501,955	550,329	51,640	601,969
Telecommunications	112,186	88,484	80,340	112,186		112,186
Per Diem and Fees	598,355	1,013,925	983,456	367,894	200,000	567,894
Contracts		290,474				
TOTAL FUNDS	\$9,279,697	\$9,041,114	\$8,678,625	\$8,679,178	\$441,228	\$9,120,406
<u>Less:</u>						
Federal Funds	\$388,452			\$273,311		\$273,311
State General Funds	\$8,891,245	\$9,041,114	\$8,678,625	\$8,405,867	\$441,228	\$8,847,095
TOTAL STATE FUNDS	\$8,891,245	\$9,041,114	\$8,678,625	\$8,405,867	\$441,228	\$8,847,095
Positions	103	94	94	96	2	98
Motor Vehicles	22	19	19	19		19

PUBLIC SERVICE COMMISSION

PROGRAM BUDGET SUMMARY - FISCAL YEAR 2007

Program Budgets	FY 2006 Current Budget			FY 2007 Governor's Recommendations		
	State Funds	Federal and Other Funds	Total	State Funds	Federal and Other Funds	Total
Administration	\$1,401,396		\$1,401,396	\$1,187,065		\$1,187,065
Facilities Protection	665,164	\$273,311	938,475	630,324	\$273,311	903,635
Utilities Regulation	6,339,307		6,339,307	7,029,706		7,029,706
TOTAL FUNDS	\$8,405,867	\$273,311	\$8,679,178	\$8,847,095	\$273,311	\$9,120,406

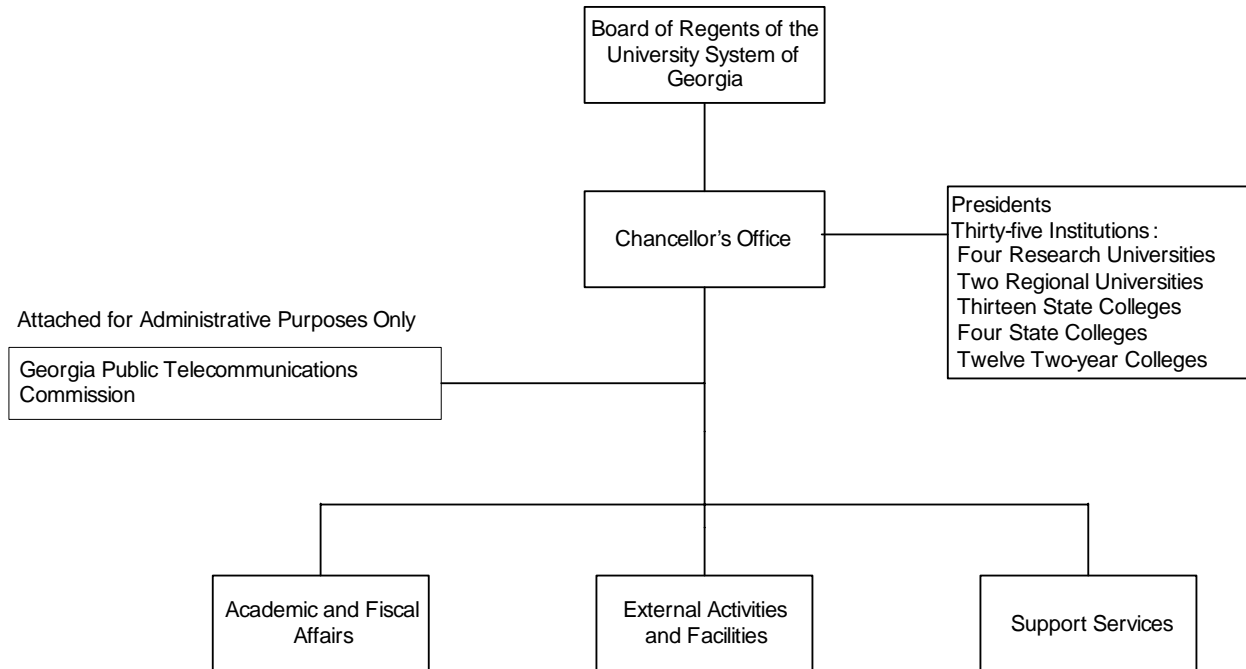
PUBLIC SERVICE COMMISSION

BUDGET SUMMARY - FISCAL YEAR 2007

Governor's Recommended Adjustments to the Current Budget	Amounts
FY 2006 STATE GENERAL FUND APPROPRIATIONS	\$8,405,867
Public Service Commission	
1. Annualize the cost of the FY 2006 salary adjustment and provide for a salary increase in FY 2007 of up to 4% effective January 1, 2007 (\$65,757).	\$126,929
2. Increase funds to reflect an adjustment in the employer share of State Health Benefit Plan premiums from 14.20% to 16.713%.	118,286
3. Increase funds to reflect an adjustment in the Workers' Compensation premiums.	9,158
4. Provide for an adjustment to the Georgia Building Authority (GBA) real estate rental rate for office space.	51,640
5. Transfer \$87,986 from the Administration program to the Utilities Regulation program; transfer \$60,519 from the Facilities Protection program to the Utilities Regulation program; and transfer a position from the Utilities Regulation program to the Facilities Protection program to accurately reflect program expenditures.	Yes
6. Reduce one-time funding for moving expenses in the Administration program.	(175,000)
7. Provide funding for per diem and fees in the Utilities Regulation program to hire outside consultants and expert witnesses for upcoming rate proceedings.	200,000
8. Add 2 positions to the Transportation unit of the Utilities Regulation program to perform audits and training and to update maximum rate tariffs.	110,215
TOTAL NET STATE GENERAL FUND ADJUSTMENTS	\$441,228
TOTAL STATE GENERAL FUNDS RECOMMENDED	\$8,847,095

REGENTS, UNIVERSITY SYSTEM OF GEORGIA

ORGANIZATIONAL CHART



REGENTS, UNIVERSITY SYSTEM OF GEORGIA

Roles and Responsibilities:

The University System of Georgia (USG), through its 35 public colleges and universities, is charged with providing higher education to a wide range of Georgia residents from those seeking doctoral degrees, to undergraduates, to others desiring to enhance their job skills. The System works to create a more educated Georgia through its core missions of instruction, research and public service.

In the fall of 2005, the System enrolled over 253,000 students – its highest enrollment ever. Also during FY 2005, the USG granted 42,136 degrees. The awarding of degrees reflects the System's primary mission – instruction – that is funded through the Teaching program. However, there are 23 other programs that comprise the BOR budget which touch on economic development, agriculture, research, and service.

INSTRUCTION

Access to higher education is critical to the economic development of the state. Currently 90% of Georgia citizens are within commuting distance of one of the 35 USG institutions. Twelve two-year colleges offer programs leading to an associate degree. Four state colleges offer associate degrees and limited baccalaureate degrees. Thirteen state universities offer baccalaureate degrees, and most offer associate and graduate degrees.

Two regional and four research universities offer baccalaureate, masters, doctoral and professional degrees, along with some associate degrees. Also, four institutions offer technical programs through an arrangement with the Department of Technical and Adult Education (DTAE).

RESEARCH

Research is concentrated in four research universities: the University of Georgia, Georgia Institute of Technology, Georgia State University, and the Medical College of Georgia. Funding for research is derived from the funding formula, federal or private sponsored research, special state programs like the Georgia Research Alliance, Traditional Industries, and special research institutes.

For example, the Georgia Research Alliance (GRA) is a partnership between Georgia's public and private research universities and private corporations to promote economic development by focusing Georgia's research capabilities in targeted technologies that offer significant potential for economic and industrial growth.

Another example is the Traditional Industries Program which provides applied research grants in the areas of food processing, pulp and paper production, and carpet and textiles. Researchers team up with industry to solve problems critical to the growth and sustainability of Georgia's traditional industries.

SERVICE

The University System also has as one of its missions direct service to farmers, businesses, industry, and communities. Assistance is provided through continuing education, public service institutes, and special services and organizations.

For example, ATDC/EDI encourages industrial and economic development by providing an extension service that meets the technical, informational and other needs of industry and local development groups as well as working on incubation of new technology companies.

Cooperative Extension Service provides assistance to Georgia farmers through a network of county extension agents who share information and research developed through the Agricultural Experiment Stations. Cooperative Extension also provides useful and practical information to the people of Georgia on subjects related to natural resources, home economics, youth development, rural development, and family support.

OTHER ACTIVITIES

The Board of Regents also oversees the Public Libraries Service which has a purpose of providing assistance, information, and materials to meet the needs of local communities throughout the state. There are 58 public library systems that operate 370 public libraries statewide, in addition to the state's library for the blind and physically handicapped.

ATTACHED AGENCY

Attached to the University System is the **Georgia Public Telecommunications Commission (GPTC)** which provides a 9-station television and 13-station radio network designed to meet the educational, cultural and informational needs of the people of Georgia. Additionally, GPTC focuses on providing electronically delivered classroom support for all Georgia learners.

AUTHORITY

Titles 12, 20, 49 and 50 of the Official Code of Georgia Annotated.

REGENTS, UNIVERSITY SYSTEM OF GEORGIA

DEPARTMENT BUDGET FINANCIAL SUMMARY BY PROGRAM - FISCAL YEAR 2007

Program / Fund Sources	FY 2007 Agency Request Total	FY 2007 Governor's Recommendation						Total Changes	Total
		FY 2006 Current Budget	Redistribution	Reductions	Enhancements	Other Adjustments			
Agricultural Experiment Station									
Other Funds	\$32,441,262	\$32,441,262						\$0	\$32,441,262
State General Funds	39,782,040	38,481,866	(19,908)		826,208	918,698	1,724,998	40,206,864	
Total	72,223,302	70,923,128	(19,908)		826,208	918,698	1,724,998	72,648,126	
ATDC/EDI									
Other Funds	12,875,000	12,875,000							12,875,000
State General Funds	31,036,367	9,178,704	200,000	(55,031)	5,020,388	228,154	5,393,511	14,572,215	
Total	43,911,367	22,053,704	200,000	(55,031)	5,020,388	228,154	5,393,511	27,447,215	
Athens/Tifton Vet Labs									
Other Funds	4,737,054	4,653,970					0	4,653,970	
State General Funds		41,542				41,542	41,542	83,084	
Total	4,737,054	4,695,512				41,542	41,542	4,737,054	
Cooperative Extension Service									
Other Funds	23,094,137	23,094,137					0	23,094,137	
State General Funds	32,895,654	31,779,748	(6,262)	(80,000)	814,350	851,438	1,579,526	33,359,274	
Total	55,989,791	54,873,885	(6,262)	(80,000)	814,350	851,438	1,579,526	56,453,411	
Forestry Cooperative Extension									
State General Funds	670,578	632,486	6,262	(12,650)	2,432	18,262	14,306	646,792	
Total	670,578	632,486	6,262	(12,650)	2,432	18,262	14,306	646,792	
Forestry Research									
State General Funds	3,222,130	3,011,535	19,908	(60,231)	15,887	87,011	62,575	3,074,110	
Total	3,222,130	3,011,535	19,908	(60,231)	15,887	87,011	62,575	3,074,110	
Georgia Radiation Therapy Center									
Other Funds	3,625,810	3,625,810					0	3,625,810	
Total	3,625,810	3,625,810					0	3,625,810	

REGENTS, UNIVERSITY SYSTEM OF GEORGIA

DEPARTMENT BUDGET FINANCIAL SUMMARY BY PROGRAM - FISCAL YEAR 2007

Program / Fund Sources	FY 2007 Agency Request Total	FY 2007 Governor's Recommendation						Total
		FY 2006 Current Budget	Redistribution	Reductions	Enhancements	Other Adjustments	Total Changes	
Georgia Tech Research Institute								
Other Funds	122,917,958	122,917,958					0	122,917,958
State General Funds	<u>7,629,464</u>	<u>6,842,095</u>	(200,000)		709,313	197,074	<u>706,387</u>	<u>7,548,482</u>
Total	130,547,422	129,760,053	(200,000)		709,313	197,074	706,387	130,466,440
Marine Extension Service								
Other Funds	1,184,800	1,184,800					0	1,184,800
State General Funds	<u>1,471,205</u>	<u>1,426,750</u>			61,071	40,386	<u>101,457</u>	<u>1,528,207</u>
Total	2,656,005	2,611,550			61,071	40,386	101,457	2,713,007
Marine Institute								
Other Funds	767,633	767,633					0	767,633
State General Funds	<u>949,232</u>	<u>923,165</u>			1,936	18,815	<u>20,751</u>	<u>943,916</u>
Total	1,716,865	1,690,798			1,936	18,815	20,751	1,711,549
MCG Hospitals and Clinics								
State General Funds	<u>32,391,395</u>	<u>31,510,080</u>				762,564	<u>762,564</u>	<u>32,272,644</u>
Total	32,391,395	31,510,080				762,564	762,564	32,272,644
Office of Minority Business Enterprise								
State General Funds	<u>880,777</u>	<u>860,499</u>		(17,210)	2,714	14,158	<u>(338)</u>	<u>860,161</u>
Total	880,777	860,499		(17,210)	2,714	14,158	(338)	860,161
Public Libraries								
Other Funds	2,509,208	2,509,208					0	2,509,208
State General Funds	<u>36,916,178</u>	<u>35,748,543</u>	(69,356)	(2,000,000)	1,177,307	1,112,204	<u>220,155</u>	<u>35,968,698</u>
Total	39,425,386	38,257,751	(69,356)	(2,000,000)	1,177,307	1,112,204	220,155	38,477,906
Public Service/Special Funding Initiatives								
Tobacco Settlement Funds	5,000,000	5,000,000					0	5,000,000
State General Funds	<u>44,517,167</u>	<u>24,821,275</u>		(1,882,435)	3,027,430	409,959	<u>1,554,954</u>	<u>26,376,229</u>

REGENTS, UNIVERSITY SYSTEM OF GEORGIA

DEPARTMENT BUDGET FINANCIAL SUMMARY BY PROGRAM - FISCAL YEAR 2007

Program / Fund Sources	FY 2007 Agency Request Total	FY 2007 Governor's Recommendation						Total
		FY 2006 Current Budget	Redistribution	Reductions	Enhancements	Other Adjustments	Total Changes	
Total	49,517,167	29,821,275		(1,882,435)	3,027,430	409,959	1,554,954	31,376,229
Regents Central Office								
State General Funds	7,454,027	7,264,505	69,356		290,500	360,016	719,872	7,984,377
Total	7,454,027	7,264,505	69,356		290,500	360,016	719,872	7,984,377
Research Consortium								
Tobacco Settlement Funds	11,232,554	11,232,554		(500,000)			(500,000)	10,732,554
State General Funds	24,804,308	20,537,489			4,950,000	162,762	5,112,762	25,650,251
Total	36,036,862	31,770,043		(500,000)	4,950,000	162,762	4,612,762	36,382,805
Skidaway Institute of Oceanography								
Other Funds	5,658,000	5,658,000					0	5,658,000
State General Funds	1,607,127	1,557,477			34,323	42,273	76,596	1,634,073
Total	7,265,127	7,215,477			34,323	42,273	76,596	7,292,073
Student Education Enrichment								
State General Funds	311,340	304,035				4,280	4,280	308,315
Total	311,340	304,035				4,280	4,280	308,315
Teaching								
Other Funds	2,519,332,893	2,519,332,893					0	2,519,332,893
State General Funds	1,629,927,486	1,558,562,243		(887,727)	56,025,084	44,068,576	99,205,933	1,657,768,176
Total	4,149,260,379	4,077,895,136		(887,727)	56,025,084	44,068,576	99,205,933	4,177,101,069
Veterinary Medicine Experiment Station								
State General Funds	3,283,012	3,148,784			19,501	81,292	100,793	3,249,577
Total	3,283,012	3,148,784			19,501	81,292	100,793	3,249,577

REGENTS, UNIVERSITY SYSTEM OF GEORGIA

DEPARTMENT BUDGET FINANCIAL SUMMARY BY PROGRAM - FISCAL YEAR 2007

Program / Fund Sources	FY 2007 Agency Request Total	FY 2007 Governor's Recommendation						Total
		FY 2006 Current Budget	Redistribution	Reductions	Enhancements	Other Adjustments	Total Changes	
Veterinary Medicine Teaching Hospital								
Other Funds	6,700,000	6,700,000					0	6,700,000
State General Funds	494,019	478,173			1,548	10,006	11,554	489,727
Total	7,194,019	7,178,173			1,548	10,006	11,554	7,189,727
ATTACHED AGENCIES:								
Payments to Georgia Military College								
State General Funds	2,500,092	2,500,092		(107,985)	187,453	80,500	159,968	2,660,060
Total	2,500,092	2,500,092		(107,985)	187,453	80,500	159,968	2,660,060
Payments to Georgia Public Telecommunications Commission								
Other Funds	14,224,291	14,224,291						14,224,291
State General Funds	16,954,058	16,954,058		(339,081)	33,485	374,681	69,085	17,023,143
Total	31,178,349	31,178,349		(339,081)	33,485	374,681	69,085	31,247,434
TOTAL FUNDS	\$4,685,998,256	\$4,562,782,660	\$0	(\$5,942,350)	\$73,200,930	\$49,884,651	\$117,143,231	\$4,679,925,891
Less:								
Other Funds	\$2,750,068,046	\$2,749,984,962						\$2,749,984,962
Tobacco Settlement Funds	\$16,232,554	\$16,232,554		(\$500,000)			(\$500,000)	\$15,732,554
State General Funds	1,919,697,656	1,796,565,144		(5,442,350)	73,200,930	49,884,651	117,643,231	1,914,208,375
TOTAL STATE FUNDS	\$1,935,930,210	\$1,812,797,698	\$0	(\$5,942,350)	\$73,200,930	\$49,884,651	\$117,143,231	\$1,929,940,929

REGENTS, UNIVERSITY SYSTEM OF GEORGIA

DEPARTMENT BUDGET FINANCIAL SUMMARY BY OBJECT CLASS - FISCAL YEAR 2007

Object Classes / Fund Sources	FY 2007 Agency Request Total	FY 2004 Expenditures	FY 2005 Expenditures	FY 2007 Governor's Recommendations		
				FY 2006 Current Budget	Changes	Total
Personal Services	\$2,917,298,526			\$2,860,396,122	\$76,529,629	\$2,936,925,751
Personal Services - General and Departmental		\$1,884,742,909	\$1,904,677,286			
Personal Services - Sponsored Operations		541,909,174	537,702,380			
Operating Expenses - General and Departmental	739,884,074	585,031,753	655,737,336	673,892,407	40,397,204	714,289,611
Operating Expenses - Sponsored Operations	869,976,286	621,401,670	624,813,379	870,415,386	(419,542)	869,995,844
Special Funding Initiative		31,086,419	28,826,647			
Research Consortium		27,910,038	25,783,490			
Agricultural Research		2,628,207	2,483,445			
ATDC/EDI		17,802,974	18,729,038			
Forestry Research		955,831	842,059			
Medical College of Georgia Health Inc. Contract		33,168,087	31,761,251			
Office of Minority Business Enterprises		988,769	890,329			
Student Education Enrichment Program		326,721	311,163			
Center for Rehabilitation Technology		5,533,335	4,804,120			
Regents Opportunity Grants		478,121				
Prior Year ETACT--UGA		1,638,711				
Prior Year ETACT--Georgia State		1,063,196				
Capital Outlay	90,896,375	13,326,251	52,987,853	90,896,375		90,896,375
SREB Payments	782,950	798,733	81,900	767,598	264,550	1,032,148
Payments to Georgia Military College	2,500,092	1,745,496	2,831,338	2,500,092	159,968	2,660,060
Payments to Georgia Public Telecommunications Commission	31,178,349	30,284,013	28,303,859	31,178,349	69,085	31,247,434
Public Library (Grants)	33,481,604	31,107,680	30,341,483	32,736,331	142,337	32,878,668
TOTAL FUNDS	\$4,685,998,256	\$3,833,928,088	\$3,951,908,356	\$4,562,782,660	\$117,143,231	\$4,679,925,891
<u>Less:</u>						
Other Funds	\$2,750,068,046	\$2,203,897,312	\$2,275,590,887	\$2,749,984,962		\$2,749,984,962
Tobacco Settlement Funds	\$16,232,554	\$6,244,639	\$6,243,177	\$16,232,554	(\$500,000)	\$15,732,554
State General Funds	1,919,697,656	1,623,786,137	1,670,074,292	1,796,565,144	117,643,231	1,914,208,375
TOTAL STATE FUNDS	\$1,935,930,210	\$1,630,030,776	\$1,676,317,469	\$1,812,797,698	\$117,143,231	\$1,929,940,929
Positions	33,881	31,301	31,801	33,865	233	34,098

REGENTS, UNIVERSITY SYSTEM OF GEORGIA

PROGRAM BUDGET SUMMARY - FISCAL YEAR 2007

Program Budgets	FY 2006 Current Budget			FY 2007 Governor's Recommendations		
	State Funds	Federal and Other Funds	Total	State Funds	Federal and Other Funds	Total
Agricultural Experiment Station	38,481,866	\$32,441,262	\$70,923,128	\$40,206,864	\$32,441,262	\$72,648,126
ATDC/EDI	9,178,704	12,875,000	22,053,704	14,572,215	12,875,000	27,447,215
Athens/Tifton Vet Labs	41,542	4,653,970	4,695,512	83,084	4,653,970	4,737,054
Cooperative Extension Service	31,779,748	23,094,137	54,873,885	33,359,274	23,094,137	56,453,411
Forestry Cooperative Extension	632,486		632,486	646,792		646,792
Forestry Research	3,011,535		3,011,535	3,074,110		3,074,110
Georgia Radiation Therapy Center		3,625,810	3,625,810		3,625,810	3,625,810
Georgia Tech Research Institute	6,842,095	122,917,958	129,760,053	7,548,482	122,917,958	130,466,440
Marine Extension Service	1,426,750	1,184,800	2,611,550	1,528,207	1,184,800	2,713,007
Marine Institute	923,165	767,633	1,690,798	943,916	767,633	1,711,549
MCG Hospitals and Clinics	31,510,080		31,510,080	32,272,644		32,272,644
Office of Minority Business Enterprises	860,499		860,499	860,161		860,161
Public Libraries	35,748,543	2,509,208	38,257,751	35,968,698	2,509,208	38,477,906
Public Service/Special Funding Initiatives	29,821,275		29,821,275	31,376,229		31,376,229
Regents Central Office	7,264,505		7,264,505	7,984,377		7,984,377
Research Consortium	31,770,043		31,770,043	36,382,805		36,382,805
Skidaway Institute of Oceanography	1,557,477	5,658,000	7,215,477	1,634,073	5,658,000	7,292,073
Student Education Enrichment Program	304,035		304,035	308,315		308,315
Teaching	1,558,562,243	2,519,332,893	4,077,895,136	1,657,768,176	2,519,332,893	4,177,101,069
Veterinary Medicine Experiment Station	3,148,784		3,148,784	3,249,577		3,249,577
Veterinary Medicine Teaching Hospital	478,173	6,700,000	7,178,173	489,727	6,700,000	7,189,727
Subtotal	\$1,793,343,548	\$2,735,760,671	\$4,529,104,219	\$1,910,257,726	\$2,735,760,671	\$4,646,018,397
ATTACHED AGENCIES:						
Payments to Georgia Military College	\$2,500,092		\$2,500,092	\$2,660,060		\$2,660,060
Payments to Georgia Public Telecommunications Commission	16,954,058	\$14,224,291	31,178,349	17,023,143	\$14,224,291	31,247,434
Subtotal	\$19,454,150	\$14,224,291	\$33,678,441	\$19,683,203	\$14,224,291	\$33,907,494
TOTAL FUNDS	\$1,812,797,698	\$2,749,984,962	\$4,562,782,660	\$1,929,940,929	\$2,749,984,962	\$4,679,925,891

REGENTS, UNIVERSITY SYSTEM OF GEORGIA

BUDGET SUMMARY - FISCAL YEAR 2007

Governor's Recommended Adjustments to the Current Budget	Amounts
--	---------

FY 2006 STATE GENERAL FUND APPROPRIATIONS **\$1,796,565,144**

Regents, University System of Georgia

1. Annualize the cost of the FY 2006 salary adjustment (\$16,347,032) and provide for a salary increase in FY 2007 of 4% effective January 1, 2007 (\$30,697,844) for the University System of Georgia.	\$47,044,876
2. Increase funds to reflect an adjustment in the employer share of State Health Benefit Plan premiums from 14.20% to 16.713% for Public Libraries.	403,141
3. Increase funds to reflect an adjustment in the Workers' Compensation premiums for the University System of Georgia (\$1,782,468), Regents Central Office (\$21,026), Public Libraries (\$2,867) and Skidaway Institute of Oceanography (\$4,779).	1,811,140
4. Provide for an adjustment to the Georgia Building Authority real estate rental rate for office space for Regents Central Office (\$164,752) and Public Libraries (\$47,103).	211,855
5. Adjust personal services to reflect an increase in the employer share of premiums in the University System of Georgia Health Plan.	406,033
6. Align program budgets and object classes to reflect actual expenditures.	Yes
7. Transfer \$69,356 from Public Libraries to Regents Central Office to correct an error in the GBA real estate rental rate.	Yes
8. Transfer FY 2006 payraise funds budgeted to the Athens/Tifton Veterinary Labs to the contract within the Department of Agriculture.	(41,542)
9. Reduce funding for the Business Insight Initiative in the ATDC/EDI program.	(55,031)
10. Eliminate one-time funds for the Formosan Termite Project in the Cooperative Extension Service program.	(80,000)
11. Eliminate funds for a part-time administrative support position in the Forestry Cooperative Extension program.	(12,650)
12. Eliminate funds for 1.5 support positions in the Forestry Research program.	(60,231)
13. Apply a 2% reduction to the Office of Minority Business Enterprise program.	(17,210)
14. Eliminate one-time funds for major repairs and renovations in the Public Libraries program.	(2,000,000)
15. Transfer Education GO Get it in the Public Service/Special Funding Initiatives program to the Department of Education.	(977,905)
16. Eliminate funding for the Water Policy Institute in the Special Funding Initiatives program.	(543,200)
17. Fund the Nurse Anesthetist program in the Special Funding Initiatives program from Resident Instruction in the Teaching program.	(361,330)
18. Eliminate the School of Law - Export Study and the Center for Trade and Technology Transfer in the Teaching program.	(495,080)
19. Eliminate Georgia Career Information Services in the Teaching program.	(92,647)
20. Eliminate funds for the Greenbelt Study at the Georgia Tech School of Urban Planning in the Teaching program.	(200,000)
21. Remove one-time funds for North Georgia College and State University in the Teaching program.	(100,000)
22. Provide funding to expand ATDC Seed Capital Fund for investment in entrepreneur-led start-up companies to promote job growth in Georgia's bioscience industry.	5,000,000
23. Add funds for maintenance and operations for the Agricultural Experiment Station (\$700,000) and the Cooperative Extension Service (\$300,000).	1,000,000
24. Add 3 county extension agents for animal poultry and 2 positions for 4-H agents in the Cooperative Extension Service program.	386,000
25. Provide funds to hire 1 position to aid the fishing and shrimping industries in the Marine Extension Service program.	57,070

REGENTS, UNIVERSITY SYSTEM OF GEORGIA

BUDGET SUMMARY - FISCAL YEAR 2007

Governor's Recommended Adjustments to the Current Budget	Amounts
26. Provide funds to correct an error in personal services for the Georgia Tech Research Institute.	552,811
27. Provide start-up funds for the worker safety technology program at the Georgia Tech Research Institute.	141,014
28. Provide an enhancement to the New Directions funding formula for the Georgia Public Library System grants.	900,000
29. Add funds to pay increase in real estate rentals to enable the Georgia Public Library System to re-locate to mission suitable appropriate	50,000
30. Adjust personal services to reflect an increase in the employer share of the State Health Benefit plan to correct an error for Public Libraries.	220,000
31. Add funds for the UGA-Griffin campus to expand current course offerings.	500,000
32. Provide funds to ICAPP Health to collect data on the shortage of nursing educators and to determine the best strategy for producing more nursing educators.	27,430
33. Add funds for the Georgia Leadership Institute for School Improvement in the Special Funding Initiatives program to provide additional leadership development programs for principals.	1,500,000
34. Add start-up funds for 15 faculty members at Georgia Gwinnett College in the Special Funding Initiatives program.	1,000,000
35. Increase funding for the SREB Regional Contract program and the Minority Doctoral Scholars program to meet actual contract costs and add 4 additional students.	264,550
36. Provide a one-time increase in the Research Consortium program for the Georgia Research Alliance Eminent Scholar Endowment to attract prominent research scientists to Georgia Research Universities.	250,000
37. Provide funding for Georgia Research Alliance's VentureLab and a Patent Fund for investment in entrepreneur-led start-up companies to promote job growth in Georgia's bioscience industry and 2 eminent scholars to implement an energy policy and research agenda in the Research Consortium program.	4,700,000
38. Increase funds for the Fiscal Research Center to reflect actual costs of current level of service in the Teaching program.	38,145
39. Provide funds to fully fund enrollment growth based on a 1.6% increase in semester credit hours and operating expenses related to additional square footage.	55,309,821
40. Adjust debt service payback amount for the Student Center construction project at Georgia Southern University in the Teaching program.	677,118
Subtotal	\$117,414,178

ATTACHED AGENCIES:

Georgia Public Broadcasting

1. Annualize the cost of the FY 2006 salary adjustment (\$70,567) and provide for a salary increase in FY 2007 of up to 4% effective January 1, 2007 (\$143,916).	\$214,483
2. Increase funds for to reflect an adjustment in the employer share of State Health Benefit Plan premiums from 14.20% to 16.713%.	143,208
3. Increase funds to reflect an adjustment in the Workers' Compensation premiums.	6,446
4. Provide for an adjustment to the Georgia Building Authority (GBA) real estate rental rate for office space.	10,544
5. Align program budgets to properly reflect actual expenditures.	Yes

REGENTS, UNIVERSITY SYSTEM OF GEORGIA

BUDGET SUMMARY - FISCAL YEAR 2007

Governor's Recommended Adjustments to the Current Budget	Amounts
6. Reduce operating expenses in the Education Technology Services program to reflect anticipated reduction in costs associated with contracts and publications	(339,081)
7. Increase funds in the Educational Technology Services program (\$25,114) and the Public Broadcast Services program (\$8,371) to correct a GTA rate adjustment error.	33,485
Subtotal	\$69,085
Georgia Military College	
1. Increase funds to reflect an adjustment in the employer share of State Health Benefit Plan premiums from 14.20% to 16.713%.	\$61,347
2. Increase funds to reflect an adjustment in the Workers' Compensation premiums.	19,153
3. Reduce personal services for the Junior College program.	(12,985)
4. Eliminate one-time design funds for the preparatory school classroom facility.	(95,000)
5. Adjust personal services to reflect an increase in the employer share of the State Health Benefit Plan for non-certificated employees.	187,453
Subtotal	\$159,968
TOTAL NET STATE GENERAL FUND ADJUSTMENTS	\$117,643,231
TOTAL STATE GENERAL FUNDS RECOMMENDED	\$1,914,208,375
FY 2006 TOBACCO SETTLEMENT FUNDS APPROPRIATIONS	\$16,232,554
Regents, University System of Georgia	
1. Reflect the completion of the Georgia Cancer Cohort Study.	(\$500,000)
TOTAL NET TOBACCO SETTLEMENT FUNDS ADJUSTMENTS	(\$500,000)
TOTAL TOBACCO SETTLEMENT FUNDS RECOMMENDED	\$15,732,554
TOTAL STATE FUNDS RECOMMENDED	\$1,929,940,929

REGENTS, UNIVERSITY SYSTEM OF GEORGIA

BUDGET SUMMARY - FISCAL YEAR 2007

Governor's Recommended Adjustments to the Current Budget	Amounts
--	---------

CAPITAL OUTLAY SUMMARY - FISCAL YEAR 2007

	Yr.	Principal	Debt Service
Regents, University System of Georgia			
1. Fund statewide major renovations and rehabilitation.	20	\$68,240,000	\$5,829,743
2. Construct a Teaching Laboratory Building, Georgia State University.	20	37,500,000	3,203,625
3. Design and construct a campus-wide infrastructure and Huntington Hall Stabilization, Fort Valley Sta	20	3,900,000	333,177
4. Design and construct an infrastructure-Utilities Corridor and Road, East Georgia Colleg	20	1,400,000	119,602
5. Design, construct and purchase equipment for the Student Center Addition, Gainesville College.	20	5,000,000	427,150
6. Design, construct and purchase equipment for the renovation of Social Science, Library and Wilson Buildings,	20	4,900,000	418,607
7. Fund design and construction for the renovation of historic Hill Hall, Savannah State Univers	20	3,800,000	324,634
8. Design, construct and purchase equipment for the renovation of the historic Education Building, North Georgia College and State University.	20	4,700,000	401,521
9. Design, construct and purchase equipment for the renovation and addition to the Callaway Building, University of West Georgia.	20	4,700,000	401,521
10. Fund Georgia Research Alliance R&D infrastructure for research universities.	5	21,500,000	4,902,000
11. Complete the design, construction, and equipment for the Nanotechnology Research Center Building, Georgia	20	38,000,000	3,246,340
12. Design, construct and purchase equipment for the Marine Bioscience Research and Instructional Center, Skidaway Institute of Oceanography.	20	5,000,000	427,150
13. Design, construct and equipment for the addition to Building A, Waycross College.	20	2,300,000	196,489
14. Design, construct and purchase equipment for the addition to Burnett Hall for a Leadership Hall, Armstrong Atlantic State University.	20	5,000,000	427,150
15. Design, construct and purchase equipment for the a new academic building located at the Whitfield Career Academy, Dalton State College	20	4,650,000	397,250
16. Design, construct and purchase equipment for the addition to Herty Hall, Georgia College and State University.	20	4,850,000	414,336
17. Design, construct and purchase equipment for the Animal and Dairy Livestock Facility in Oglethorpe County, University of Georgia.	20	5,000,000	427,150
18. Construct the new Epheaus Public Library, West Georgia Regional Library System, Heard County.	20	650,000	55,530
19. Construct the new Headquarters Library, East Central Georgia Regional Library System, Richmond County.	20	2,000,000	170,860
20. Construct the new Post Road Branch Library, Forsyth County Public Library System, Forsyth County.	20	2,000,000	170,860
21. Construct the new Hamilton Mill Branch Library, Gwinnett County Public Library System, Gwinnett County.	20	2,000,000	170,860
22. Purchase research equipment for the Traditional Industries Program	5	900,000	205,200
TOTAL		\$227,990,000	\$22,670,755
STATE GENERAL FUNDS			\$1,952,611,684

REGENTS, UNIVERSITY SYSTEM OF GEORGIA

Funding for Instruction

A. ACADEMIC POSITIONS REQUIRED

Program	Semester Credit Hours			÷	Instructional Productivity			=	Academic Positions			Total
	Lower	Upper	Graduate		Lower	Upper	Graduate		Lower	Upper	Graduate	
Group 1	1,450,572	340,299	111,971		884	624	265		1,641	545	423	2,609
Group 2	1,045,630	738,264	333,524		794	693	429		1,317	1,065	777	3,159
Group 3	1,260,538	513,146	302,698		627	512	227		2,010	1,002	1,333	4,345
Group 4	270,676				1,888				143	0	0	143
Group 5			117,506				253		0	0	464	464
TOTALS	4,027,416	1,591,709	865,698						5,111	2,612	2,997	10,720
		Total Credit Hours	6,484,822									

B. ACADEMIC SALARIES

Program	Academic Positions			X	Average Salary Rate	=	Academic Position Salary Amount			Total
	Lower	Upper	Graduate				Lower	Upper	Graduate	
Group 1	1,641	545	423		\$57,961		\$95,113,482	\$31,588,573	\$24,517,369	\$151,219,424
Group 2	1,317	1,065	777		62,845		82,767,342	66,930,311	48,830,846	198,528,499
Group 3	2,010	1,002	1,333		70,211		141,124,902	70,351,817	93,591,788	305,068,507
Group 4	143	0	0		45,557		6,514,656	0	0	6,514,656
Group 5	0	0	464		141,612		0	0	65,707,952	65,707,952
TOTALS	5,111	2,612	2,997				\$325,520,382	\$168,870,701	\$232,647,955	\$727,039,038

C. INSTRUCTIONAL SUPPORT POSITIONS AND SALARIES

Program	Academic Positions			÷	Position Ratio	X	Salary Rate	=	Instructional Support Salary Amount			Total
	Lower	Upper	Graduate						Lower	Upper	Graduate	
Group 1	1,641	545	423		3.3		\$34,645		\$17,228,173	\$5,721,727	\$4,440,900	\$27,390,800
Group 2	1,317	1,065	777		3.3		34,645		13,826,632	11,180,990	8,157,398	33,165,020
Group 3	2,010	1,002	1,333		2.4		34,645		29,015,456	14,464,421	19,242,588	62,722,465
Group 4	143	0	0		2.4		34,645		2,064,284	0	0	2,064,284
Group 5	0	0	464		1.5		34,645		0	0	10,716,952	10,716,952
TOTALS	5,111	2,612	2,997						\$62,134,545	\$31,367,138	\$42,557,838	\$136,059,521

D. INSTRUCTIONAL OPERATING EXPENSE

Program	Semester Credit Hours			X	Expense Per Hour	=	Operating Expense			Total
	Lower	Upper	Graduate				Lower	Upper	Graduate	
Group 1	1,450,572	340,299	111,971		12.66		\$18,364,242	\$4,308,185	\$1,417,553	\$24,089,980
Group 2	1,045,630	738,264	333,524		12.66		13,237,676	9,346,416	4,222,408	26,806,500
Group 3	1,260,538	513,146	302,698		12.66		15,958,411	6,496,428	3,832,154	26,286,993
Group 4	270,676	0	0		12.66		3,426,758	0	0	3,426,758
Group 5	0	0	117,506		12.66		0	0	1,487,620	1,487,620
TOTALS	4,027,416	1,591,709	865,698				\$50,987,087	\$20,151,029	\$10,959,735	\$82,097,851

E. INSTRUCTIONAL PROGRAM COST SUMMARY

	Lower	Upper	Graduate	Total
Group 1	\$130,705,897	\$41,618,485	\$30,375,822	\$202,700,204
Group 2	109,831,650	87,457,717	61,210,652	258,500,019
Group 3	186,098,769	91,312,666	116,666,530	394,077,965
Group 4	12,005,698	0	0	12,005,698
Group 5	0	0	77,912,524	77,912,524
TOTALS	\$438,642,014	\$220,388,868	\$286,165,528	\$945,196,414

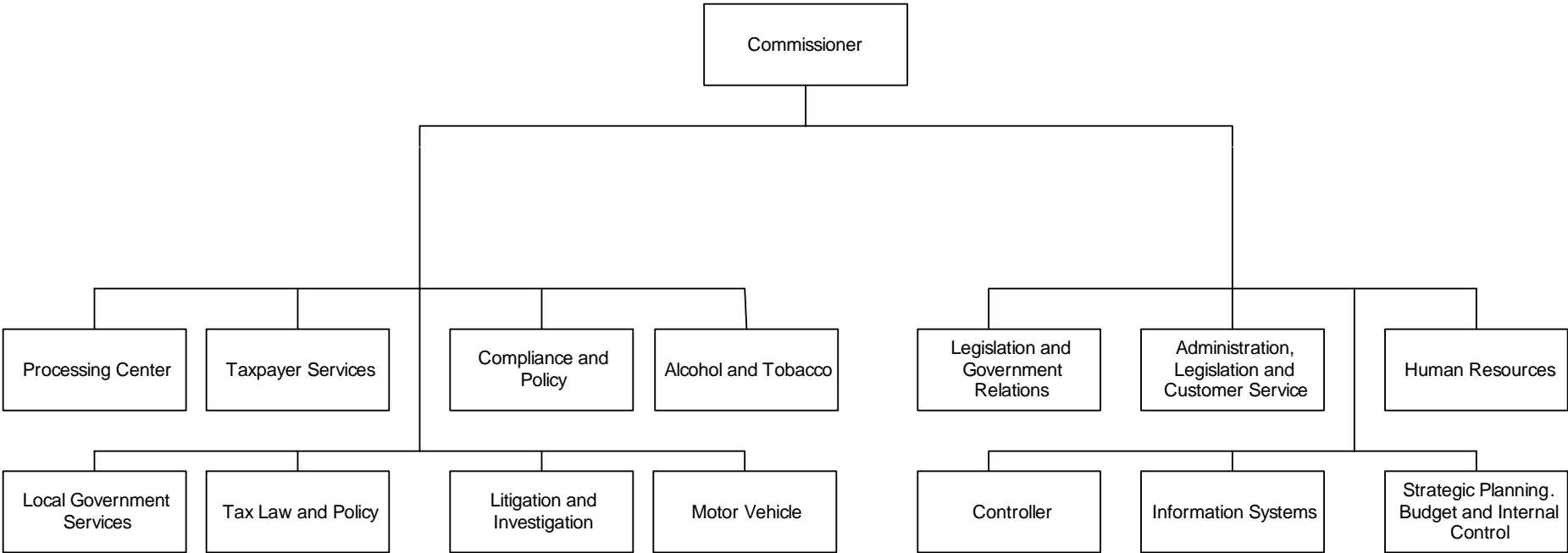
REGENTS, UNIVERSITY SYSTEM OF GEORGIA

Formula Presentation - Fiscal Year 2007

PART I: INSTRUCTION AND RESEARCH		
A. Instruction		\$945,196,410
B. Research (equal to graduate instruction academic salaries)		232,647,955
TOTAL FUNDING BASE		\$1,177,844,365
PART II: ACADEMIC SUPPORT (18.9% of the Funding Base)		222,612,585
PART III: STUDENT SERVICES AND INSTITUTIONAL SUPPORT (26.9% of the Funding Base)		316,840,134
PART IV: OPERATION AND MAINTENANCE OF PLANT		
A. Regular Operations (43,814,600 square feet at \$4.8662 per square foot)		213,209,170
B. Major Repair/Rehabilitation Fund (See General Obligation Debt Sinking Fund for bond funded items)		0
C. Utilities (43,814,600 square feet at \$1.6828 per square foot)		80,920,446
PART V: FRINGE BENEFITS		
A. Fringe Benefits (FICA, health and life insurance, workers' compensation, etc.)		367,965,821
B. Teachers' Retirement		119,694,817
PART VI: PUBLIC SERVICE AND COMMUNITY EDUCATION		
A. Public Service Institutes		12,838,913
B. Community Education (Cap at 427,375 CEU's at \$40.73 per unit for all CEU's)		17,407,219
C. Campus Coordinators (one professional and one support position per institution)		4,037,953
D. Minority Education Program		2,000,000
		\$2,535,371,423
PART VII: TECHNOLOGY ENHANCEMENT PROGRAM (1.70% Factor)		43,101,314
Total Formula Requirement		\$2,578,472,737
Sustained Budget Reductions		(272,572,228)
Public Service Institute Reductions		(1,942,172)
Internal Revenue:		
Student Tuition	(\$629,204,607)	
Graduate Assistant Fee Reduction	5,400,000	
Debt Service Payments	(21,606,788)	
Other Funds and Programs	(778,766)	
Total Internal Revenue		(\$646,190,161)
Formula Requirement - Fiscal Year 2007		\$1,657,768,176

DEPARTMENT OF REVENUE

ORGANIZATIONAL CHART



DEPARTMENT OF REVENUE

Roles and Responsibilities:

Since 1938, the Department of Revenue has been responsible for administering the state's tax laws and collecting and processing state revenue. Additionally, the department is charged with enforcing laws and regulations pertaining to the control of alcoholic beverages and tobacco products, overseeing county property tax systems, and managing unclaimed property. Auditors, accountants, collectors, field representatives, and various specialists and administrative personnel work as authorized agents of the department's commissioner to carry out the Department of Revenue's responsibilities. In a typical year, these agents maintain and update millions of taxpayer accounts and enforce compliance with numerous laws and regulations.

The Department of Revenue processes more than 9 million documents per year, including more than 1.6 million electronic tax returns, and issues more than \$2 billion in tax refunds annually.

ORGANIZATION

To accomplish its duties, the department is comprised of the following seven divisions that report to the Commissioner:

- Administrative Division
- Taxpayer Services Division
- Compliance and Policy Division
- Alcohol and Tobacco Division
- Local Government Services Division
- Information Technology Division
- Processing Center

Each division plays a strategic role in meeting department goals and objectives.

TAX ADMINISTRATION AND COLLECTION

The Department of Revenue net state revenue collections for FY 2004 totaled just over \$14.7 billion. The major taxes and fees collected by the department include Personal Income Taxes, General Sales and Use Taxes, Corporation Income and License Taxes, Selective Sales Taxes (Motor Fuels, Liquor, etc.), Estate Taxes, and Property Taxes.

In addition to collecting and processing state revenue, each year the department also collects over \$3.2 billion in taxes designated for local counties, schools and municipalities. This amount includes a 1% sales tax in Fulton and DeKalb Counties that is used as dedicated revenue for the construction and operation of the Metropolitan Atlanta Rapid Transit Authority (MARTA). Other 1% sales taxes designated for local entities are the local option sales tax, the special purpose local option sales tax, the homestead local option sales tax, and the education local option sales tax.

ALCOHOL AND TOBACCO REGULATION

The department enforces all laws and regulations pertaining to the manufacture, possession, transportation, and sale of alcoholic beverages and the possession, transportation, and sale of tobacco products within the state, as well as, the operation of coin-operated amusement machines. The department's Alcohol and Tobacco Division is comprised of a criminal investigative unit and an audit and operations unit. Agents assigned to the investigative unit carry

out specialized investigations that focus on licensing and enforcement agencies and lend assistance to outside parties. The audit and operations staff conducts audits of manufacturers, shippers, and distributors of alcoholic beverages and tobacco products. In addition, they promote voluntary compliance with the state's alcoholic beverage and tobacco excise tax laws.

STATE BOARD OF EQUALIZATION

The State Board of Equalization is attached to the Department of Revenue for administrative purposes only. The board appoints hearing officers that evaluate appeals by local governing authorities on issues relating to the Revenue Commissioner's disapproval of county tax digests.

AUTHORITY

Title 48 of the Official Code of Georgia Annotated

DEPARTMENT OF REVENUE

DEPARTMENT BUDGET FINANCIAL SUMMARY BY PROGRAM - FISCAL YEAR 2007

Program / Fund Sources	FY 2007 Agency Request Total	FY 2007 Governor's Recommendation						Total Changes	Total
		FY 2006 Current Budget	Redistribution	Reductions	Enhancements	Other Adjustments			
Administration									
State General Funds	\$4,026,239	\$3,979,012					\$74,800	\$74,800	\$4,053,812
Total	4,026,239	3,979,012					74,800	74,800	4,053,812
Customer Service									
Other Funds	2,110,135	2,110,135							2,110,135
State General Funds	10,437,397	9,644,919	\$539,948		\$212,968		311,383	1,064,299	10,709,218
Total	12,547,532	11,755,054	539,948		212,968		311,383	1,064,299	12,819,353
Grants and Distributions									
State General Funds		8,825,027	(8,825,027)					(8,825,027)	
Total		8,825,027	(8,825,027)					(8,825,027)	
Homeowners Tax Relief Grants									
State General Funds	454,000,000	432,290,501			1,709,499			1,709,499	434,000,000
Total	454,000,000	432,290,501			1,709,499			1,709,499	434,000,000
Industry Regulation									
Tobacco Settlement Funds	150,000	150,000							150,000
State General Funds	4,296,675	4,366,392					130,579	130,579	4,496,971
Total	4,446,675	4,516,392					130,579	130,579	4,646,971
Local Tax Officials Retirement and FICA									
State General Funds	3,785,079		3,785,079					3,785,079	3,785,079
Total	3,785,079		3,785,079					3,785,079	3,785,079
Revenue Processing									
Other Funds	426,769	426,769							426,769
State General Funds	42,401,954	28,891,183	4,500,000	(\$30,000)	6,340,526		893,352	11,703,878	40,595,061
Total	42,828,723	29,317,952	4,500,000	(30,000)	6,340,526		893,352	11,703,878	41,021,830

DEPARTMENT OF REVENUE

DEPARTMENT BUDGET FINANCIAL SUMMARY BY PROGRAM - FISCAL YEAR 2007

Program / Fund Sources	FY 2007 Agency Request Total	FY 2007 Governor's Recommendation						Total
		FY 2006 Current Budget	Redistribution	Reductions	Enhancements	Other Adjustments	Total Changes	
Salvage Inspection								
State General Funds	1,499,586	1,527,364				53,795	53,795	1,581,159
Total	1,499,586	1,527,364				53,795	53,795	1,581,159
State Board of Equalization								
State General Funds	5,000	5,000						5,000
Total	5,000	5,000						5,000
Tag and Title Registration								
Other Funds	652,681	652,681						652,681
State General Funds	22,960,148	22,099,571				442,206	442,206	22,541,777
Total	23,612,829	22,752,252				442,206	442,206	23,194,458
Tax Compliance								
Other Funds	3,815,763	3,815,763						3,815,763
State General Funds	27,661,913	26,724,660			1,027,538	851,008	1,878,546	28,603,206
Total	31,477,676	30,540,423			1,027,538	851,008	1,878,546	32,418,969
TOTAL FUNDS	\$578,229,339	\$545,508,977	\$0	(\$30,000)	\$9,290,531	\$2,757,123	\$12,017,654	\$557,526,631
Less:								
Other Funds	\$7,005,348	\$7,005,348						\$7,005,348
State General Funds	\$571,073,991	\$538,353,629		(\$30,000)	\$9,290,531	\$2,757,123	\$12,017,654	\$550,371,283
Tobacco Settlement Funds	150,000	150,000						150,000
TOTAL STATE FUNDS	\$571,223,991	\$538,503,629	\$0	(\$30,000)	\$9,290,531	\$2,757,123	\$12,017,654	\$550,521,283

DEPARTMENT OF REVENUE

DEPARTMENT BUDGET FINANCIAL SUMMARY BY OBJECT CLASS - FISCAL YEAR 2007

Object Classes / Fund Sources	FY 2007 Agency Request Total	FY 2004 Expenditures	FY 2005 Expenditures	FY 2007 Governor's Recommendations		
				FY 2006 Current Budget	Changes	Total
Personal Services	\$67,779,332	\$60,940,867	\$59,836,465	\$69,235,815	\$2,510,761	\$71,746,576
Regular Operating Expenses	7,943,796	8,353,964	6,450,119	7,943,796		\$7,943,796
Travel	1,246,036	990,862	1,105,439	1,121,036		\$1,121,036
Motor Vehicle Purchases	100,110	54,241	46,111	64,110		\$64,110
Equipment	278,858	157,507	233,866	278,858		\$278,858
Computer Charges	25,960,292	13,423,131	13,091,377	15,583,166	6,340,526	\$21,923,692
Real Estate Rentals	7,322,112	7,078,938	6,839,501	7,322,112	216,362	\$7,538,474
Telecommunications	4,525,150	1,511,157	1,236,547	3,945,214	212,968	\$4,158,182
Per Diem and Fees	281,847	848,462	651,390	281,847		\$281,847
Contracts	3,006,727	2,489,737	5,843,689	1,657,443	1,027,538	\$2,684,981
County Tax Officials Retirement and FICA	3,785,079	3,982,280	3,785,079	3,785,079		\$3,785,079
Investment for Modernization		7,422,915	2,120,536			
Tag and Title Registration	2,000,000			2,000,000		\$2,000,000
Homeowners' Tax Relief Grants	454,000,000	379,999,062	420,437,228	432,290,501	1,709,499	\$434,000,000
TOTAL FUNDS	578,229,339	487,253,123	521,677,347	545,508,977	12,017,654	557,526,631
Less:						
Federal Funds		387,935	542,577			
Other Funds	7,005,348	17,445,394	15,426,202	7,005,348		7,005,348
DOAS Indirect Funds		2,537,496	2,544,988			
Subtotal	\$7,005,348	\$20,370,825	\$18,513,767	\$7,005,348		\$7,005,348
State General Funds	\$571,073,991	\$466,732,298	\$503,013,580	\$538,503,629	\$12,017,654	\$550,371,283
Tobacco Settlement Funds	150,000	150,000	150,000	150,000		150,000
TOTAL STATE FUNDS	\$571,223,991	\$466,882,298	\$503,163,580	\$538,653,629	\$12,017,654	\$550,521,283
Positions	1,326	1,075	1,075	1,366	(1)	1,365
Motor Vehicles	96	74	74	94		94

DEPARTMENT OF REVENUE

PROGRAM BUDGET SUMMARY - FISCAL YEAR 2007

Program Budgets	FY 2006 Current Budget			FY 2007 Governor's Recommendations		
	State Funds	Federal and Other Funds	Total	State Funds	Federal and Other Funds	Total
Administration	\$3,979,012		\$3,979,012	\$4,053,813		\$4,053,813
Customer Service	9,644,919	\$2,110,135	11,755,054	10,709,219	\$2,110,135	12,819,354
Grants and Distribution	8,825,027		8,825,027			
Homeowners' Tax Relief Grants	432,290,501		432,290,501	434,000,000		434,000,000
Industry Regulation	4,516,392		4,516,392	4,646,970		4,646,970
Local Tax Officials Retirement and FICA				3,785,079		3,785,079
Revenue Processing	28,891,183	426,769	29,317,952	40,595,061	426,768	41,021,829
Salvage Inspection	1,527,364		1,527,364	1,581,159		1,581,159
State Board of Equalization	5,000		5,000	5,000		5,000
Tag and Title Registration	22,099,571	652,681	22,752,252	22,541,777	652,681	23,194,458
Tax Compliance	26,724,660	3,815,763	30,540,423	28,603,205	3,815,764	32,418,969
TOTAL FUNDS	\$538,503,629	\$7,005,348	\$545,508,977	\$550,521,283	\$7,005,348	\$557,526,631

DEPARTMENT OF REVENUE

BUDGET SUMMARY - FISCAL YEAR 2007

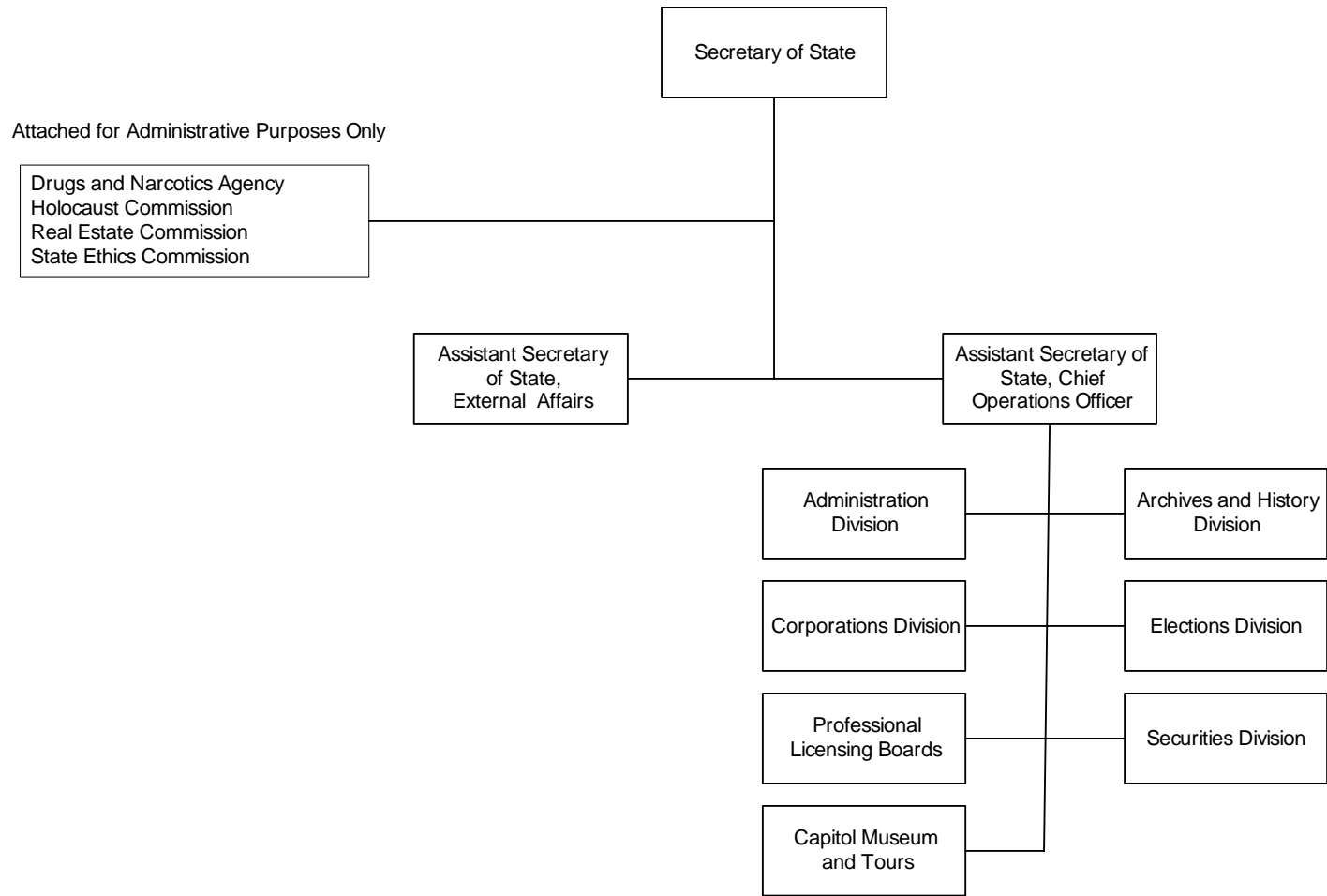
Governor's Recommended Adjustments to the Current Budget	Amounts
FY 2006 STATE GENERAL FUND APPROPRIATIONS	\$538,353,629
Department of Revenue	
1. Annualize the cost of the FY 2006 salary adjustment (\$589,077) and provide for a salary increase in FY 2007 of up to 4% effective January 1, 2007 (\$663,125).	\$1,252,202
2. Increase funds to reflect an adjustment in the employer share of State Health Benefit Plan premiums from 14.20% to 16.713%.	1,193,439
3. Increase funds to reflect an adjustment in the Workers' Compensation premiums.	95,119
4. Provide for an adjustment to the Georgia Building Authority (GBA) real estate rental rate for storage and office space.	216,363
5. Redirect Local Sales Tax Distribution (\$8,825,027) to Revenue Processing (\$4,500,000), Customer Service (\$539,948) and Local Tax Officials Retirement and FICA (\$3,785,079).	Yes
6. Transfer 1 position to the Department of Public Safety.	(30,000)
7. Increase funding to \$434,000,000 for Homeowners' Tax Relief Grants.	1,709,499
8. Increase contracts for collection of delinquent taxes.	1,027,538
9. Increase computer charges to ensure accurate and timely tax collection.	6,340,526
10. Increase funding to telecommunications to improve customer service.	212,968
TOTAL NET STATE GENERAL FUND ADJUSTMENTS	\$12,017,654
TOTAL STATE GENERAL FUNDS RECOMMENDED	\$550,371,283
TOTAL TOBACCO SETTLEMENT FUNDS	\$150,000
TOTAL STATE FUNDS RECOMMENDED	\$550,521,283

CAPITAL OUTLAY SUMMARY - FISCAL YEAR 2007

	<u>Yr.</u>	<u>Principal</u>		<u>Debt Service</u>
Department of Revenue				
1. Continue procurement of an integrated tax system.	5	\$3,000,000		\$684,000
STATE GENERAL FUNDS				\$551,055,283

SECRETARY OF STATE

ORGANIZATIONAL CHART



SECRETARY OF STATE

Roles and Responsibilities:

The Secretary of State is the keeper of the Great Seal of Georgia and custodian of the State flag. The Office of the Secretary of State provides many services for the public, businesses, state agencies, and city and county governments. These services include:

- Licensing the practice of over 66 professions and registration of other activities
- Election and voter registration, campaign finance disclosure
- Business activity monitoring and enforcement of many financial regulations
- Management and preservation of public records
- Museum and Tour programs in the Capitol

The office is comprised of Internal Administration, Archives and History, Elections, Corporations, Securities and Business Regulation, and State Professional Licensing Boards. The attached agencies are the Georgia Commission on the Holocaust, Georgia Drugs and Narcotics Agency, State Ethics Commission, and the Georgia Real Estate Commission and Appraisers Board.

REGULATORY RESPONSIBILITIES

As a regulatory agency, the office offers education and examinations, issues licenses, collects fees for

licenses, investigates complaints or violations of the law and orders reprimands. The Securities Division is responsible for regulating securities, and has the authority to adopt necessary rules to monitor the securities industry, including registration of brokers and securities. The division registers cemeteries, and regulates perpetual care cemeteries, charitable organizations and paid solicitors.

The Corporations Division serves as custodian of filings for foreign and domestic charters, nonprofit organizations and other types of corporate entity activities. In addition, the division registers and renews trademarks and servicemarks.

The Professional Licensing Boards Division manages 35 occupational and professional regulatory boards. The duties include reviewing and approving applications to practice, scheduling examinations, issuing licenses, maintaining records, investigating violations and resolution of complaints.

STATE ELECTIONS ACTIVITY

The Office of the Secretary of State monitors all activities related to officials and elections. The Elections Division's primary function is to perform all activities related to federal, state, county and municipal elections, including authorization of election results.

MANAGEMENT OF PUBLIC RECORDS

The Division of Archives and History collects, manages, and preserves official records of Georgia from 1732 to the present. The division administers the state records management program under the direction of the State Records Committee, chaired by the Secretary of State, and a record center for the storage and maintenance of non-permanent records of state agencies.

EDUCATIONAL PROGRAMS

The Capitol Museum and Tours Program provides tours of the Capitol.

The Internal Administration Division contains the general administrative support functions of accounting, purchasing, budgeting, human resources and information technology, as well as two non-internally focused activities: the Georgia Capitol Museum and Tour program; and the Administrative Procedures Section, responsible for administering the rules promulgation process pursuant to the Administrative Procedures Act for the State.

AUTHORITY

Titles 10, 14, 21, 28, 43, 44, 45 of the Official Code of Georgia Annotated; Public Law 93-443, 1993; Resolution Act 11, Georgia Laws 1993.

SECRETARY OF STATE

DEPARTMENT BUDGET FINANCIAL SUMMARY BY PROGRAM - FISCAL YEAR 2007

Program / Fund Sources	FY 2007 Agency Request Total	FY 2007 Governor's Recommendation						Total
		FY 2006 Current Budget	Redistribution	Reductions	Enhancements	Other Adjustments	Total Changes	
Administration								
Other Funds	\$30,000	\$30,000						\$30,000
State General Funds	4,680,684	4,642,318				\$165,136	\$165,136	4,807,454
Total	4,710,684	4,672,318				165,136	165,136	4,837,454
Archives								
Other Funds	506,085	504,234				4,519	4,519	508,753
State General Funds	5,919,128	5,856,020				116,302	116,302	5,972,322
Total	6,425,213	6,360,254				120,821	120,821	6,481,075
Capitol Education Center								
State General Funds	152,679	151,672				4,105	4,105	155,777
Total	152,679	151,672				4,105	4,105	155,777
Corporations								
Other Funds	739,350	739,350				162	162	739,512
State General Funds	1,145,335	1,312,934		(\$180,000)		64,855	(115,145)	1,197,789
Total	1,884,685	2,052,284		(180,000)		65,017	(114,983)	1,937,301
Elections								
Other Funds	20,000	20,000						20,000
State General Funds	5,058,083	5,545,164	(\$106,548)	(395,759)		66,806	(435,501)	5,109,663
Total	5,078,083	5,565,164	(106,548)	(395,759)		66,806	(435,501)	5,129,663
Professional Licensing Boards								
Other Funds	150,000	150,000						150,000
State General Funds	11,095,265	9,318,609			\$1,151,518	784,308	1,935,826	11,254,435
Total	11,245,265	9,468,609			1,151,518	784,308	1,935,826	11,404,435
Securities								
Other Funds	50,000	50,000						50,000
State General Funds	1,977,997	1,961,222				79,206	79,206	2,040,428
Total	2,027,997	2,011,222				79,206	79,206	2,090,428

SECRETARY OF STATE

DEPARTMENT BUDGET FINANCIAL SUMMARY BY PROGRAM - FISCAL YEAR 2007

Program / Fund Sources	FY 2007 Agency Request Total	FY 2007 Governor's Recommendation						Total Changes	Total
		FY 2006 Current Budget	Redistribution	Reductions	Enhancements	Other Adjustments			
ATTACHED AGENCIES:									
Georgia Real Estate Commission									
State General Funds	3,187,922	2,891,088			298,732		63,576	362,308	3,253,396
Total	3,187,922	2,891,088			298,732		63,576	362,308	3,253,396
State Ethics Commission									
State General Funds	1,859,030	824,434	106,548				25,620	132,168	956,602
Total	1,859,030	824,434	106,548				25,620	132,168	956,602
Georgia Commission on the Holocaust									
State General Funds	242,988	245,915					7,497	7,497	253,412
Total	242,988	245,915					7,497	7,497	253,412
Georgia Drugs and Narcotics Agency									
State General Funds	1,326,517	1,288,769			31,540		42,575	74,115	1,362,884
Total	1,326,517	1,288,769			31,540		42,575	74,115	1,362,884
TOTAL FUNDS	\$38,141,063	\$35,531,729	\$0		(\$575,759)	\$1,481,790	\$1,424,667	\$2,330,698	\$37,862,427
Less:									
Other Funds	\$1,495,435	\$1,493,584					\$4,681	\$4,681	\$1,498,265
State General Funds	\$36,645,628	\$34,038,145			(\$575,759)	\$1,481,790	\$1,419,986	\$2,326,017	\$36,364,162
TOTAL STATE FUNDS	\$36,645,628	\$34,038,145	\$0		(\$575,759)	\$1,481,790	\$1,419,986	\$2,326,017	\$36,364,162

SECRETARY OF STATE

DEPARTMENT BUDGET FINANCIAL SUMMARY BY OBJECT CLASS - FISCAL YEAR 2007

Object Classes / Fund Sources	FY 2007 Agency Request Total	FY 2004 Expenditures	FY 2005 Expenditures	FY 2007 Governor's Recommendations		
				FY 2006 Current Budget	Changes	Total
Personal Services	\$19,202,571	\$19,109,445	\$17,072,795	\$17,655,871	\$2,027,016	\$19,682,887
Regular Operating Expenses	3,426,090	4,796,471	5,176,958	3,523,073	(96,983)	3,426,090
Travel	428,949	284,525	291,278	356,754	72,195	428,949
Motor Vehicle Purchases	90,000	34,532			90,000	90,000
Equipment	21,904	69,694	84,038	54,404	(32,500)	21,904
Computer Charges	1,661,222	4,192,083	5,604,461	1,822,494	(161,272)	1,661,222
Real Estate Rentals	3,995,997	4,379,715	4,372,126	3,939,514	87,694	4,027,208
Telecommunications	648,567	1,065,276	1,103,344	865,271	(216,704)	648,567
Per Diem and Fees	178,167	1,821,992	766,404	173,003	5,164	178,167
Contracts	1,506,804	1,043,466	18,016,608	1,526,804	(20,000)	1,506,804
Election Expenses	364,335	641,276	406,521	364,335		364,335
TOTAL FUNDS	\$31,524,606	\$37,438,475	\$52,894,532	\$30,281,523	\$1,754,610	\$32,036,133
<u>Less:</u>						
Federal Funds		\$1,940,277	\$19,486,782			
Other Funds	\$1,495,435	3,557,596	3,248,120	\$1,493,584	\$4,681	\$1,498,265
Subtotal	\$1,495,435	\$5,497,873	\$22,734,902	\$1,493,584	\$4,681	\$1,498,265
State General Funds	\$30,029,171	\$31,940,602	\$30,159,630	\$28,787,939	\$1,749,929	\$30,537,868
<u>ATTACHED AGENCIES:</u>						
Georgia Real Estate Commission	\$3,187,922	\$2,347,420	\$2,710,187	\$2,891,088	\$362,308	\$3,253,396
State Ethics Commission	1,859,030		691,203	824,434	132,168	956,602
Georgia Commission on the Holocaust	242,988		323,210	245,915	7,497	253,412
Georgia Drugs and Narcotics Agency	1,326,517		1,354,997	1,288,769	74,115	1,362,884
TOTAL STATE FUNDS	\$36,645,628	\$34,288,022	\$35,239,227	\$34,038,145	\$2,326,017	\$36,364,162

SECRETARY OF STATE

PROGRAM BUDGET SUMMARY - FISCAL YEAR 2007

Program Budgets	FY 2006 Current Budget			FY 2007 Governor's Recommendations		
	State Funds	Federal and Other Funds	Total	State Funds	Federal and Other Funds	Total
Administration	\$4,642,318	\$30,000	\$4,672,318	\$4,807,454	\$30,000	\$4,837,454
Archives	5,856,020	504,234	6,360,254	5,972,322	508,753	6,481,075
Capitol Education Center	151,672		151,672	155,777		155,777
Corporations	1,312,934	739,350	2,052,284	1,197,789	739,512	1,937,301
Elections	5,545,164	20,000	5,565,164	5,109,663	20,000	5,129,663
Professional Licensing Boards	9,318,609	150,000	9,468,609	11,254,435	150,000	11,404,435
Securities	1,961,222	50,000	2,011,222	2,040,428	50,000	2,090,428
Subtotal	<u>\$28,787,939</u>	<u>\$1,493,584</u>	<u>\$30,281,523</u>	<u>\$30,537,868</u>	<u>\$1,498,265</u>	<u>\$32,036,133</u>
 <u>ATTACHED AGENCIES:</u>						
Georgia Real Estate Commission	\$2,891,088		\$2,891,088	\$3,253,396		\$3,253,396
State Ethics Commission	824,434		824,434	956,602		956,602
Georgia Commission on the Holocaust	245,915		245,915	253,412		253,412
Georgia Drugs and Narcotics Agency	1,288,769		1,288,769	1,362,884		1,362,884
Subtotal	<u>\$5,250,206</u>	<u>\$0</u>	<u>\$5,250,206</u>	<u>\$5,826,294</u>	<u>\$0</u>	<u>\$5,826,294</u>
 TOTAL FUNDS	<u>\$34,038,145</u>	<u>\$1,493,584</u>	<u>\$35,531,729</u>	<u>\$36,364,162</u>	<u>\$1,498,265</u>	<u>\$37,862,427</u>

SECRETARY OF STATE

BUDGET SUMMARY - FISCAL YEAR 2007

Governor's Recommended Adjustments to the Current Budget	Amounts
--	---------

FY 2006 STATE GENERAL FUND APPROPRIATIONS **\$34,038,145**

Secretary of State

1. Annualize the cost of the FY 2006 salary adjustment (\$158,916) and provide for a salary increase in FY 2007 of up to 4% effective January 1, 2007 (\$183,243)	\$342,159
2. Increase funds to reflect an adjustment in the employer share of State Health Benefit Plan premiums from 14.20% to 16.713%.	267,765
3. Increase funds to reflect an adjustment in the Workers' Compensation premiums.	26,478
4. Provide funds for an adjustment to the Georgia Building Authority (GBA) real estate rental rate for office space.	87,694
5. Realign budgeted funds to meet projected expenditures by programs.	Yes
6. Realign fund sources to meet projected expenditures by programs.	Yes
7. Transfer remaining budget of the Elections Campaign and Financial Disclosure program to the Georgia Ethics Commission.	(106,548)
8. Reflect reductions in the Elections (\$395,759) and Corporations (\$180,000) divisions.	(575,759)
9. Annualize funding for the Residential and General Contractors Board in the Professional Licensing Boards Division.	556,622
10. Enable the Professional Licensing Boards (PLB) to fill critical support and inspection/investigative vacancies in the Consumer Services, Allied Health Fields, and Health and Consumer sections as well as in the Businesses and Professions and Health Care Investigative Units (\$475,562); fund 12 new support and inspection/investigative positions for the following boards: Barber, Construction, Cosmetology, Dentistry, Engineers/Land Surveyors, Funeral Services, Registered Nurses, and Used Motor Vehicles and Parts Dealers (\$488,491) and related position start-up purchases and operating costs (\$132,900); and fund increase in PLB board member travel expenses (\$54,565).	1,151,518
Subtotal	\$1,749,929

ATTACHED AGENCIES:

Georgia Real Estate Commission

1. Annualize the cost of the FY 2006 salary adjustment (\$16,102) and provide for a salary increase in FY 2007 of up to 4% effective January 1, 2007 (\$16,992).	\$33,094
2. Increase funds to reflect an adjustment in the employer share of State Health Benefit Plan premiums from 14.20% to 16.713%.	27,739
3. Increase funds to reflect an adjustment in the Workers' Compensation premiums.	2,743
4. Realign budgeted funds to meet projected expenditures by programs.	Yes
5. Fill 2 vacant positions, add 1 position and 1 vehicle, and meet increasing technology demands for investigative purposes.	298,732
Subtotal	\$362,308

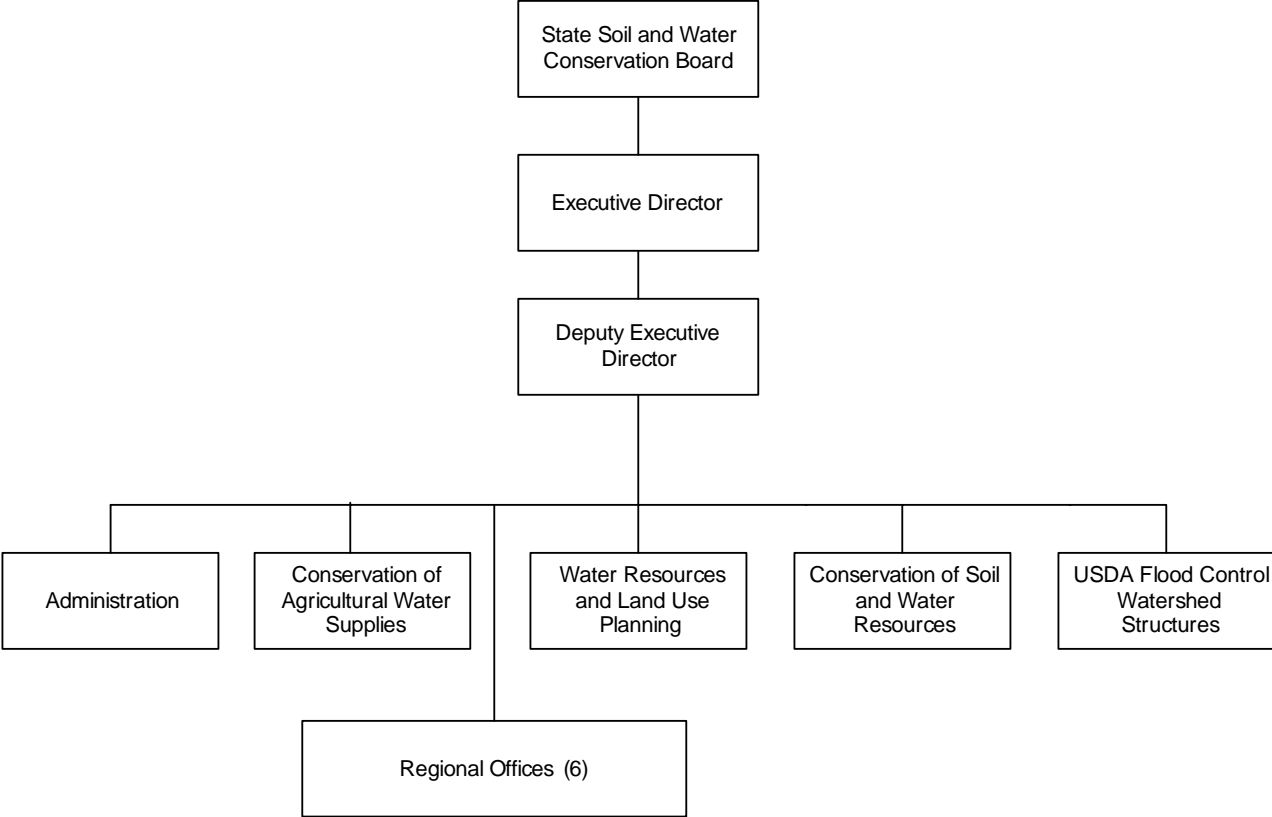
SECRETARY OF STATE

BUDGET SUMMARY - FISCAL YEAR 2007

Governor's Recommended Adjustments to the Current Budget	Amounts
State Ethics Commission	
1. Annualize the cost of the FY 2006 salary adjustment (\$4,106) and provide for a salary increase in FY 2007 of up to 4% effective January 1, 2007 (\$5,281).	\$9,387
2. Increase funds to reflect an adjustment in the employer share of State Health Benefit Plan premiums from 14.20% to 16.713%.	9,643
3. Increase funds to reflect an adjustment in the Workers' Compensation premiums.	954
4. Provide funds for an adjustment to the Georgia Building Authority (GBA) real estate rental rate for office space.	5,636
5. Transfer remaining budget of the Elections Campaign and Financial Disclosure program, along with 3 positions, from the Secretary of State to the Ethics Commission.	106,548
Subtotal	\$132,168
Georgia Commission on the Holocaust	
1. Annualize the cost of the FY 2006 salary adjustment (\$1,991) and provide for a salary increase in FY 2007 of up to 4% effective January 1, 2007 (\$1,892)	\$3,883
2. Increase funds to reflect an adjustment in the employer share of State Health Benefit Plan premiums from 14.20% to 16.713%.	3,289
3. Increase funds to reflect an adjustment in the Workers' Compensation premiums.	325
Subtotal	\$7,497
Georgia Drugs and Narcotics Agency	
1. Annualize the cost of the FY 2006 salary adjustment (\$9,812) and provide a salary increase in FY 2007 of up to 4% effective January 1, 2007 (\$10,966).	\$20,778
2. Increase funds to reflect an adjustment in the employer share of State Health Benefit Plan premiums from 14.20% to 16.713%.	17,878
3. Increase funds to reflect an adjustment in the Workers' Compensation premiums.	1,768
4. Provide additional funds to meet contractual rent obligations.	2,151
5. Increase funding to new technology initiatives.	31,540
Subtotal	\$74,115
TOTAL NET STATE GENERAL FUND ADJUSTMENTS	\$2,326,017
TOTAL STATE GENERAL FUNDS RECOMMENDED	\$36,364,162

SOIL AND WATER CONSERVATION COMMISSION

ORGANIZATIONAL CHART



STATE SOIL AND WATER CONSERVATION COMMISSION

Roles and Responsibilities:

The Georgia Soil and Water Conservation Commission (GASWCC) was formed to protect, conserve, and improve the soil and water resources of the State of Georgia. The commission's goal is to make Georgia a better place for its citizens through the wise use and protection of basic soil and water resources and to achieve practical water quality goals.

There are 159 counties and 40 Soil and Water Conservation Districts in Georgia. Each county has at least two supervisor representatives on the District Board of Supervisors. Serving as the coordinator and guide to these efforts is a commission appointed by Governor Perdue and comprised of five supervisors from different regions of the state. Commission members are appointed by the Governor to serve five-year terms; there are five commission members in all, one of whom is designated Chairman. The commission, headquartered in Athens with six regional offices, has a professional staff whose primary duty is to serve and advance the goals of Georgia's Soil and Water Conservation Districts. The regional offices are located in Rome, Athens, Conyers, Milledgeville, Dawson, and Statesboro.

CONSERVATION OF AGRICULTURAL WATER SUPPLIES

This program exists to assist agricultural water users in quantifying water use, conserving existing water

supplies through irrigation audits, and reducing dependence on ground water and surface water supplies through agricultural catchments. The Soil and Water Conservation Commission accomplishes this through agricultural water metering, in which water meters are installed on farmers' irrigation systems. This allows the commission to determine water use and obtain data to be used by policy makers. Through incentive programs, the commission works to increase the uniformity and efficiency of agricultural irrigation systems and develop agricultural water catchments for irrigation of cropland in South Georgia.

CONSERVATION OF SOIL AND WATER RESOURCES

This program is intended to support landowners in protecting soil and water resources through the use of voluntary best management practices to meet water quality standards. Best management practices prevent erosion and pollution on both agricultural and urban lands.

Three subprograms in the Conservation of Soil and Water Resources program address different types of land and conservation issues. The Agricultural Lands subprogram helps to reduce soil erosion and non-point source pollutants on agricultural lands; Urban Lands addresses erosion on development sites by educating developers, local governments, and erosion and sediment control professionals on best management practices; and Conservation District Education and Outreach promotes increased awareness of the

importance of soil and water conservation by supplying Georgia citizens with research data, mapping systems, and soil and water resource data.

WATER RESOURCES AND LAND USE PLANNING

The Water Resources and Land Use Planning program exists to conduct planning activities that further the understanding of water use and to develop basin plans that improve water management throughout the state. The program identifies water issues and then provides research and analysis on those issues, supporting stakeholders and policy makers in the water planning process.

WATERSHED FLOOD CONTROL DAMS

There are 357 USDA-constructed flood control watershed dams in the State of Georgia, most of them located in the northern part of the state. This program provides for proper operation and maintenance of the dams by working with federal, local, and Soil and Water District officials. Through the program, the commission helps to ensure that dams meet the Georgia Safe Dams Act standards for structural integrity, operate efficiently to provide multi-purpose use, and ensure flood protection for nearby communities.

AUTHORITY

Title 2-6 of the Official Code of Georgia Annotated.

STATE SOIL AND WATER CONSERVATION COMMISSION

DEPARTMENT BUDGET FINANCIAL SUMMARY BY PROGRAM - FISCAL YEAR 2007

Program / Fund Sources	FY 2007 Agency Request Total	FY 2007 Governor's Recommendation						Total
		FY 2006 Current Budget	Redistribution	Reductions	Enhancements	Other Adjustments	Total Changes	
Administration								
Other Funds		\$175		(\$175)			(\$175)	
State General Funds	\$600,073	583,098				\$16,607	16,607	\$599,705
Total	600,073	583,273		(175)		16,607	16,432	599,705
Conservation of Agricultural Water Supplies								
Federal Funds	750,000	750,000						\$750,000
Other Funds	6,729,922	6,749,922						6,749,922
State General Funds	265,407	227,332	\$18,461		\$10,833	7,403	36,697	264,029
Total	7,745,329	7,727,254	18,461		10,833	7,403	36,697	7,763,951
Conservation of Soil and Water Resources								
Federal Funds	545,526	863,526		(318,000)			(318,000)	545,526
Other Funds	658,646	680,295		(380,000)			(380,000)	300,295
State General Funds	1,162,601	1,092,694	(18,461)		64,385	32,776	78,700	1,171,394
Total	2,366,773	2,636,515	(18,461)	(698,000)	64,385	32,776	(619,300)	2,017,215
Watershed Flood Control Dams								
State General Funds	104,605	19,655	77,853		6,834	721	85,408	105,063
Total	104,605	19,655	77,853		6,834	721	85,408	105,063

STATE SOIL AND WATER CONSERVATION COMMISSION

DEPARTMENT BUDGET FINANCIAL SUMMARY BY PROGRAM - FISCAL YEAR 2007

Program / Fund Sources	FY 2007 Agency Request Total	FY 2007 Governor's Recommendation						Total Changes	Total
		FY 2006 Current Budget	Redistribution	Reductions	Enhancements	Other Adjustments			
Water Resources and Land Use Planning									
Federal Funds		67,000		(67,000)				(67,000)	
State General Funds	898,146	1,783,417	(77,853)	(750,000)	1,670	52	(826,131)	957,286	
Total	898,146	1,850,417	(77,853)	(817,000)	1,670	52	(893,131)	957,286	
TOTAL FUNDS	\$11,714,926	\$12,817,114	\$0	(\$1,515,175)	\$83,722	\$57,559	(\$1,373,894)	\$11,443,220	
<u>Less:</u>									
Federal Funds	\$1,295,526	\$1,680,526		(\$385,000)			(\$385,000)	\$1,295,526	
Other Funds	7,388,568	7,430,392		(380,175)			(380,175)	7,050,217	
Subtotal	\$8,684,094	\$9,110,918	\$0	(\$765,175)	\$0	\$0	(\$765,175)	\$8,345,743	
State General Funds	\$3,030,832	\$3,706,196	\$0	(\$750,000)	\$83,722	\$57,559	(\$608,719)	\$3,097,477	
TOTAL STATE FUNDS	\$3,030,832	\$3,706,196	\$0	(\$750,000)	\$83,722	\$57,559	(\$608,719)	\$3,097,477	

STATE SOIL AND WATER CONSERVATION COMMISSION

DEPARTMENT BUDGET FINANCIAL SUMMARY BY OBJECT CLASS - FISCAL YEAR 2007

Object Classes / Fund Sources	FY 2007 Agency Request Total	FY 2004 Expenditures	FY 2005 Expenditures	FY 2007 Governor's Recommendations		
				FY 2006 Current Budget	Changes	Total
Personal Services	\$2,635,702	\$1,978,852	\$2,376,780	\$2,544,493	\$111,590	\$2,656,083
Regular Operating Expenses	3,662,957	359,263	1,135,727	3,662,957		3,662,957
Travel	112,659	46,085	58,125	99,799		99,799
Motor Vehicle Purchases		81,501		41,649		41,649
Equipment	32,344	76,445	25,876	32,344		32,344
Computer Charges	11,960	13,034	31,961	11,960		11,960
Real Estate Rentals	123,699	202,127	121,424	123,699		123,699
Telecommunications	60,438	40,828	46,784	60,438		60,438
Per Diem and Fees	126,176	114,614	90,183	96,660	29,516	126,176
Contracts	4,948,991	2,551,976	3,937,232	6,143,115	(1,515,000)	4,628,115
TOTAL FUNDS	\$11,714,926	\$5,464,725	\$7,824,092	\$12,817,114	(\$1,373,894)	\$11,443,220
<u>Less:</u>						
Federal Funds	\$1,295,526	\$1,424,476	\$2,399,443	\$1,680,526	(\$385,000)	\$1,295,526
Other Funds	7,388,568	865,359	2,454,645	7,430,392	(380,175)	7,050,217
Subtotal	\$8,684,094	\$2,289,835	\$4,854,088	\$9,110,918	(\$765,175)	\$8,345,743
State General Funds	\$3,030,832	\$3,174,890	\$2,970,004	\$3,706,196	(\$608,719)	\$3,097,477
TOTAL STATE FUNDS	\$3,030,832	\$3,174,890	\$2,970,004	\$3,706,196	(\$608,719)	\$3,097,477
Positions	52	44	51	52		52
Motor Vehicles	25	23	23	25		25

STATE SOIL AND WATER CONSERVATION COMMISSION

PROGRAM BUDGET SUMMARY - FISCAL YEAR 2007

Program Budgets	FY 2006 Current Budget			FY 2007 Governor's Recommendations		
	State Funds	Federal and Other Funds	Total	State Funds	Federal and Other Funds	Total
Administration	\$583,098	\$175	\$583,273	\$599,705		\$599,705
Conservation of Agricultural Water Supplies	227,332	7,499,922	7,727,254	264,029	\$7,499,922	7,763,951
Conservation of Soil and Water Resources	1,092,694	1,543,821	2,636,515	1,171,394	845,821	2,017,215
Watershed Flood Control Dams	19,655		19,655	105,063		105,063
Water Resources and Land Use Planning	1,783,417	67,000	1,850,417	957,286		957,286
TOTAL FUNDS	\$3,706,196	\$9,110,918	\$12,817,114	\$3,097,477	\$8,345,743	\$11,443,220

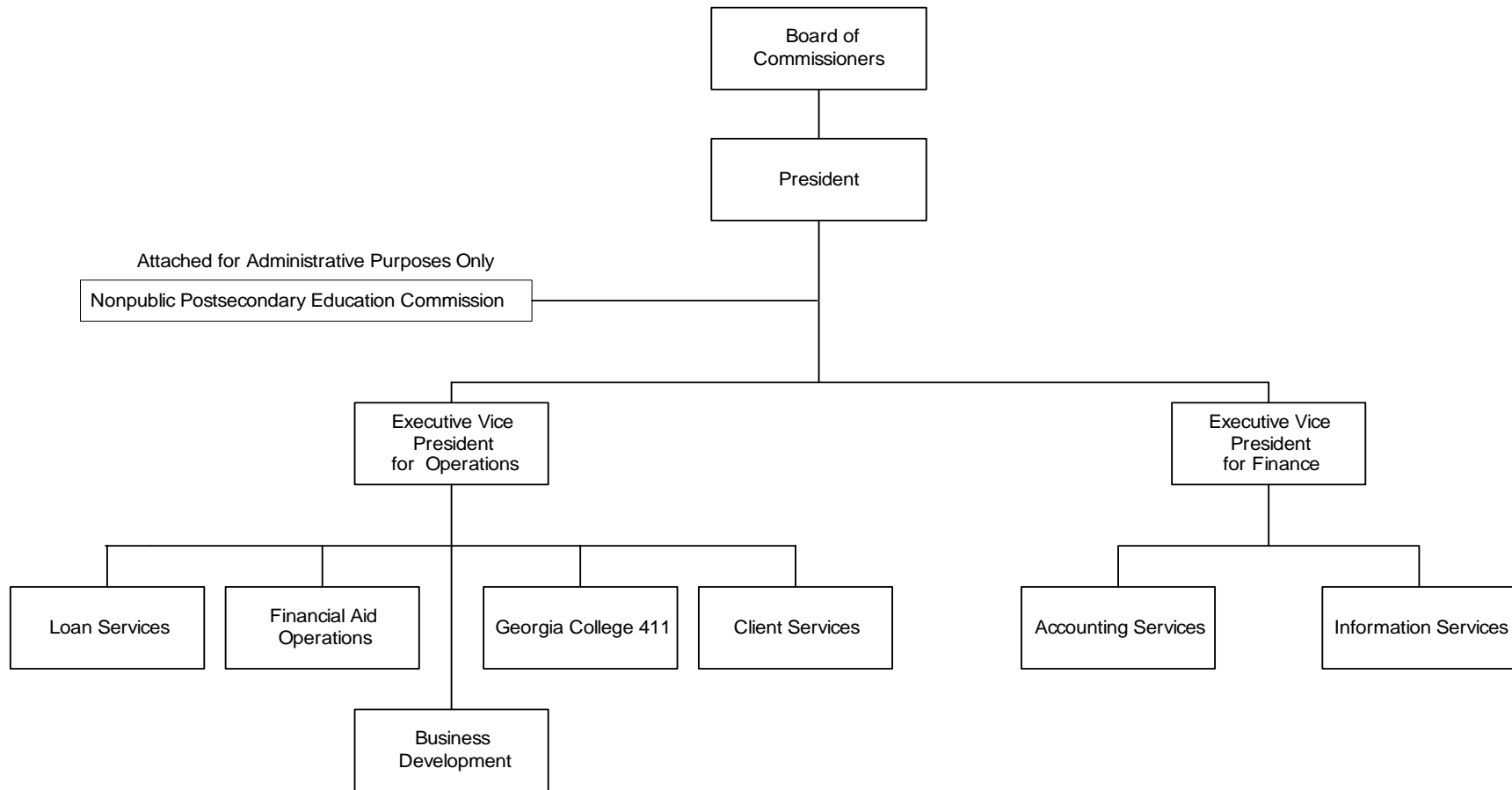
STATE SOIL AND WATER CONSERVATION COMMISSION

BUDGET SUMMARY - FISCAL YEAR 2007

Governor's Recommended Adjustments to the Current Budget	Amounts
FY 2006 STATE GENERAL FUND APPROPRIATIONS	\$3,706,196
STATE SOIL AND WATER CONSERVATION COMMISSION	
1. Annualize the cost of the FY 2006 salary adjustment (\$14,423) and provide for a salary increase in FY 2007 of up to 4% effective January 1, 2007 (\$19,884).	34,307
2. Increase funds to reflect an adjustment in the employer share of State Health Benefit Plan premiums from 14.21% to 16.713%.	18,808
3. Increase funds to reflect an adjustment in the Workers' Compensation premiums.	4,444
4. Redirect state funds from the Water Resources and Land Use Planning program to the Flood Control Watershed Structures program to complete maintenance on 5 Category 1 dams.	Yes
5. Reallocate funds from the Conservation of Soil and Water Resources program to the Conservation of Agricultural Water Supplies program for the Region V office in Dawson to better reflect staff activities.	Yes
6. Remove federal funds (\$385,000) for 4 federal contracts completed in FY 2005.	Yes
7. Remove other funds (\$380,000) for an EPD Erosion and Sedimentation Control contract completed in FY 2005.	Yes
8. Eliminate one-time funding for regional reservoir planning.	(750,000)
9. Fund an increase in the reimbursement rate for district supervisors from \$25 to \$30 per required monthly meeting.	29,516
10. Provide personal services funding for a rural program manager.	33,398
11. Provide personal services funding for a resource specialist.	20,808
TOTAL NET STATE GENERAL FUND ADJUSTMENTS	<u>(\$608,719)</u>
TOTAL STATE GENERAL FUNDS RECOMMENDED	\$3,097,477

GEORGIA STUDENT FINANCE COMMISSION

ORGANIZATIONAL CHART



GEORGIA STUDENT FINANCE COMMISSION

Roles and Responsibilities:

The commission is the executive branch agency responsible for administering student financial aid programs. The programs, which include the Helping Outstanding Pupils Educationally (HOPE) Scholarship Program, GAcollege 411, service-cancelable loans, financial aid consultation and other educational scholarships and grants, are supported by lottery proceeds and state general fund appropriations.

GEORGIA HIGHER EDUCATION ASSISTANCE CORPORATION

The Georgia Higher Education Assistance Corporation is a nonprofit public corporation of the state and is responsible for administering a program of guaranteed educational loans to eligible students and parents in accordance with state law and the requirements of the Federal Higher Educational Loan Act. In FY 2005, the corporation guaranteed over 76,800 new loans for eligible students and parents. The value of those loans exceeded \$273.4 million.

GEORGIA STUDENT FINANCE AUTHORITY

The Georgia Student Finance Authority, a nonprofit public corporation of the state, is responsible for providing student financial aid to eligible Georgians through loan, scholarship and grant assistance programs as prescribed by the General Assembly. In FY 2005, the authority disbursed over \$36.9 million in state general funds and agency revenues to over 40,000 students in addition to over \$442.3 million in HOPE Scholarship and other lottery funded grant and scholarship programs to 260,000 students.

The authority is also authorized to be a lender under the Georgia Higher Educational Loan Program. In FY 2005, the authority originated over \$52.9 million in student loans, and the total value of loans serviced exceeded \$311.2 million.

The authority has the responsibility of performing all management, supervisory, clerical and administrative functions required by the corporation and the commission. The authority also provides administrative and operational support services

at no state cost, to the Georgia Nonpublic Postsecondary Education Commission (NPEC), which is attached for administrative purposes.

ATTACHED AGENCY

The **Georgia Nonpublic Postsecondary Education Commission** is responsible for regulating private postsecondary schools in this state in order to protect the financial investment of Georgians participating in their programs.

AUTHORITY

Official Code of Georgia Annotated 20-3-230 et seq., 20-3-250 et seq., 20-3-260 et seq. and 20-3-310 et seq.

GEORGIA STUDENT FINANCE COMMISSION

DEPARTMENT BUDGET FINANCIAL SUMMARY BY PROGRAM - FISCAL YEAR 2007

Program / Fund Sources	FY 2007 Agency Request Total	FY 2007 Governor's Recommendation						Total
		FY 2006 Current Budget	Redistribution	Reductions	Enhancements	Other Adjustments	Total Changes	
Accel								
Lottery Funds	\$6,000,000	\$6,000,000						\$6,000,000
Total	6,000,000	6,000,000						6,000,000
Engineer Scholarship								
Lottery Funds	760,000	760,000						760,000
Total	760,000	760,000						760,000
Georgia Military College Scholarship								
Lottery Funds	770,477	770,477						770,477
Total	770,477	770,477						770,477
Governor's Scholarship Program								
State General Funds	2,282,616	2,329,200						2,329,200
Total	2,282,616	2,329,200						2,329,200
Guaranteed Educational Loans								
Other Funds					\$280,000		280,000	280,000
State General Funds	5,215,684	3,799,883						3,799,883
Total	5,215,684	3,799,883			280,000		280,000	4,079,883
HERO Scholarship								
State Funds					200,000		200,000	200,000
Total					200,000		200,000	200,000
HOPE Administration								
Lottery Funds	5,213,931	5,111,697				\$116,623	116,623	5,228,320
Total	5,213,931	5,111,697				116,623	116,623	5,228,320
HOPE GED								
Lottery Funds	2,461,614	2,840,694	(\$379,080)				(379,080)	2,461,614
Total	2,461,614	2,840,694	(379,080)				(379,080)	2,461,614

GEORGIA STUDENT FINANCE COMMISSION

DEPARTMENT BUDGET FINANCIAL SUMMARY BY PROGRAM - FISCAL YEAR 2007

Program / Fund Sources	FY 2007 Agency Request Total	FY 2007 Governor's Recommendation					Total Changes	Total
		FY 2006 Current Budget	Redistribution	Reductions	Enhancements	Other Adjustments		
HOPE Grant								
State General Funds	108,162,105	122,784,173						122,784,173
Total	108,162,105	122,784,173						122,784,173
HOPE Scholarships-Private Schools								
Lottery Funds	45,651,732	45,751,850	(100,118)				(100,118)	45,651,732
Total	45,651,732	45,751,850	(100,118)				(100,118)	45,651,732
HOPE Scholarships-Public Schools								
Lottery Funds	344,500,917	326,011,143	553,788		17,935,986		18,489,774	344,500,917
Total	344,500,917	326,011,143	553,788		17,935,986		18,489,774	344,500,917
Law Enforcement Dependents Grant								
State General Funds	49,893	50,911						50,911
Total	49,893	50,911						50,911
Leveraging Educational Assistance Partnership Program (LEAP)								
Federal Funds	520,653	520,653						520,653
State General Funds	966,757	966,757						966,757
Total	1,487,410	1,487,410						1,487,410
North Georgia Military Scholarship								
Other Funds					1,010,402		1,010,402	1,010,402
State General Funds	670,272	683,951						683,951
Total	670,272	683,951			1,010,402		1,010,402	1,694,353
North Georgia ROTC Grants								
State General Funds	423,829	432,479						432,479
Total	423,829	432,479						432,479

GEORGIA STUDENT FINANCE COMMISSION

DEPARTMENT BUDGET FINANCIAL SUMMARY BY PROGRAM - FISCAL YEAR 2007

Program / Fund Sources	FY 2007 Agency Request Total	FY 2007 Governor's Recommendation					Total Changes	Total
		FY 2006 Current Budget	Redistribution	Reductions	Enhancements	Other Adjustments		
Promise II Scholarship								
Lottery Funds		74,590	(74,590)				(74,590)	0
Total		74,590	(74,590)				(74,590)	0
Promise Scholarship								
Lottery Funds	5,855,278	5,855,278						5,855,278
Total	5,855,278	5,855,278						5,855,278
Public Memorial Safety Grant								
Lottery Funds	255,850	255,850						255,850
Total	255,850	255,850						255,850
Teacher Scholarship								
Lottery Funds	5,332,698	5,332,698						5,332,698
Total	5,332,698	5,332,698						5,332,698
Tuition Equalization Grants								
Other Funds					5,483,198		5,483,198	5,483,198
State General Funds	28,431,831	29,031,802						29,031,802
Total	28,431,831	29,031,802			5,483,198		5,483,198	34,515,000

GEORGIA STUDENT FINANCE COMMISSION

DEPARTMENT BUDGET FINANCIAL SUMMARY BY PROGRAM - FISCAL YEAR 2007

Program / Fund Sources	FY 2007 Agency Request Total	FY 2007 Governor's Recommendation						Total Changes	Total
		FY 2006 Current Budget	Redistribution	Reductions	Enhancements	Other Adjustments			
ATTACHED AGENCIES:									
Nonpublic Postsecondary Education Commission									
State General Funds	663,483	645,204					26,038	26,038	671,242
Total	663,483	645,204					26,038	26,038	671,242
TOTAL FUNDS	\$564,189,620	\$560,009,290	\$0	\$0	\$24,909,586	\$142,661	\$25,052,247	\$585,061,537	
Less:									
Federal Funds	\$520,653	\$520,653							\$520,653
Other Funds					\$6,773,600		\$6,773,600	6,773,600	
Subtotal	\$520,653	\$520,653	\$0	\$0	\$6,773,600	\$0	\$6,773,600	\$7,294,253	
Lottery Funds	524,964,602	521,548,450			17,935,986	116,623	18,052,609	539,601,059	
State General Funds	38,704,365	37,940,187			200,000	26,038	226,038	38,166,225	
TOTAL STATE FUNDS	\$563,668,967	\$559,488,637	\$0	\$0	\$18,135,986	\$142,661	\$18,278,647	\$577,767,284	

GEORGIA STUDENT FINANCE COMMISSION

DEPARTMENT BUDGET FINANCIAL SUMMARY BY OBJECT CLASS - FISCAL YEAR 2007

Object Classes / Fund Sources	FY 2007 Agency Request Total	FY 2004 Expenditures	FY 2005 Expenditures	FY 2007 Governor's Recommendations		
				FY 2006 Current Budget	Changes	Total
Personal Services	\$542,849	\$551,299	\$519,733	\$537,474	\$26,038	\$563,512
Regular Operating Expenses	17,915	12,705	11,752	17,915		17,915
Travel	16,000	10,869	13,473	20,000		20,000
Equipment	15,100	7,629	8,377	8,300		8,300
Computer Charges	14,000	3,392	5,723	6,000		6,000
Real Estate Rentals	31,900	48,990	39,411	31,900		31,900
Telecommunications	6,046	8,989	8,368	6,046		6,046
Per Diem and Fees						
Contracts	19,673	13,549	47,626	17,569		17,569
Accel	6,000,000		4,112,740	6,000,000		6,000,000
Engineer Scholarship	760,000	760,000	760,000	760,000		760,000
Georgia Military/North Georgia College Transfer Scholarship			22,427			
Georgia Military College Scholarship	770,477	770,477	770,477	770,477		770,477
Governor's Scholarship Program	2,282,616	2,701,634	2,530,150	2,329,200		2,329,200
Guaranteed Educational Loans/Service Cancelable	5,215,684	3,665,449	3,477,477	3,799,883	280,000	4,079,883
HERO Scholarship					200,000	200,000
HOPE Financial Aid-Books	57,372,568	50,474,983	48,483,236	58,352,250	1,848,979	60,201,229
HOPE Financial Aid-Fees	75,186,356	63,411,502	61,878,214	73,541,670	3,328,158	76,869,828
HOPE Financial Aid-Tuition	322,565,712	255,757,755	280,034,856	319,742,090	12,933,557	332,675,647
HOPE Scholarship-Private College	45,651,732	44,305,270	34,016,499	45,751,850	(100,118)	45,651,732
Law Enforcement Dependents' Grants	49,893	64,655	61,339	50,911		50,911
Leveraging Educational Assistance Partnership Program (LEAP)	1,487,410	1,487,410	1,528,599	1,487,410		1,487,410
North Georgia College Military Scholarship	670,272	685,560	661,524	683,951	1,010,402	1,694,353
North Georgia College ROTC Grants	423,829	455,856	432,479	432,479		432,479
Operating Expenses-HOPE Administration	2,541,807	2,892,663	2,722,561	2,546,773		2,546,773
Personal Services-HOPE Administration	2,672,124	1,909,508	1,933,859	2,564,924	116,623	2,681,547
Promise II Scholarships		559,090	374,590	74,590	(74,590)	
Promise Scholarships	5,855,278	5,855,278	5,855,278	5,855,278		5,855,278
Public Safety Memorial Grant	255,850	143,282	143,282	255,850		255,850
Teacher Scholarships	5,332,698	5,332,698	5,332,698	5,332,698		5,332,698
Tuition Equalization Grants	28,431,831	29,108,559	28,820,624	29,031,802	5,483,198	34,515,000

GEORGIA STUDENT FINANCE COMMISSION

DEPARTMENT BUDGET FINANCIAL SUMMARY BY OBJECT CLASS - FISCAL YEAR 2007

Object Classes / Fund Sources	FY 2007 Agency Request Total	FY 2004 Expenditures	FY 2005 Expenditures	FY 2007 Governor's Recommendations		
				FY 2006 Current Budget	Changes	Total
North Georgia College Graduates Scholarship		22,427				
TOTAL FUNDS	\$564,189,620	\$471,021,478	\$484,607,372	\$560,009,290	\$25,052,247	\$585,061,537
<u>Less:</u>						
Federal Funds	\$520,653	\$520,653	\$561,842	\$520,653		\$520,653
Other Funds		46,366			6,773,600	6,773,600
Subtotal	\$520,653	\$567,019	\$561,842	\$520,653	\$6,773,600	\$7,294,253
Lottery Funds	\$524,964,602	\$432,172,506	\$446,441,596	\$521,548,450	\$18,052,609	\$539,601,059
State General Funds	38,704,365	38,281,953	37,627,239	37,940,187	226,038	38,166,225
TOTAL STATE FUNDS	\$563,668,967	\$470,454,459	\$484,045,530	\$559,488,637	\$18,278,647	\$577,767,284
Positions	60	50	51	60		60
Motor Vehicles	2	1	2	2		2

GEORGIA STUDENT FINANCE COMMISSION

PROGRAM BUDGET SUMMARY - FISCAL YEAR 2007

Program Budgets	FY 2006 Current Budget			FY 2007 Governor's Recommendations		
	State Funds	Federal and Other Funds	Total	State Funds	Federal and Other Funds	Total
Accel	\$6,000,000		\$6,000,000	\$6,000,000		\$6,000,000
Engineer Scholarship	760,000		760,000	760,000		760,000
Georgia Military College Scholarship	770,477		770,477	770,477		770,477
Governor's Scholarship Program	2,329,200		2,329,200	2,329,200		2,329,200
Guaranteed Educational Loans	3,799,883		3,799,883	3,799,883	\$280,000	4,079,883
HERO Scholarship				200,000		200,000
HOPE Administration	5,111,697		5,111,697	5,228,320		5,228,320
HOPE GED	2,840,694		2,840,694	2,461,614		2,461,614
HOPE Grant	122,784,173		122,784,173	122,784,173		122,784,173
HOPE Scholarships-Private Schools	45,751,850		45,751,850	45,651,732		45,651,732
HOPE Scholarships-Public Schools	326,011,143		326,011,143	344,500,917		344,500,917
Law Enforcement Dependents Grant	50,911		50,911	50,911		50,911
Leveraging Educational Assistance Partnership Program (LEAP)	966,757	\$520,653	1,487,410	966,757	520,653	1,487,410
North Georgia Military Scholarship	683,951		683,951	683,951	1,010,402	1,694,353
North Georgia ROTC Grants	432,479		432,479	432,479		432,479
Promise II Scholarship	74,590		74,590			0
Promise Scholarship	5,855,278		5,855,278	5,855,278		5,855,278
Public Memorial Safety Grant	255,850		255,850	255,850		255,850
Teacher Scholarship	5,332,698		5,332,698	5,332,698		5,332,698
Tuition Equalization Grants	29,031,802		29,031,802	29,031,802	5,483,198	34,515,000
Subtotal	<u>\$558,843,433</u>	<u>\$520,653</u>	<u>\$559,364,086</u>	<u>\$577,096,042</u>	<u>\$7,294,253</u>	<u>\$584,390,295</u>
 ATTACHED AGENCIES:						
Nonpublic Postsecondary Education Commission	\$645,204		\$645,204	\$671,242		\$671,242
 TOTAL FUNDS	<u>\$559,488,637</u>	<u>\$520,653</u>	<u>\$560,009,290</u>	<u>\$577,767,284</u>	<u>\$7,294,253</u>	<u>\$585,061,537</u>

GEORGIA STUDENT FINANCE COMMISSION

BUDGET SUMMARY - FISCAL YEAR 2007

Governor's Recommended Adjustments to the Current Budget	Amounts
FY 2006 STATE GENERAL FUND APPROPRIATIONS	\$37,940,187
Georgia Student Finance Commission	
1. Increase Tuition Equalization Grants from \$900 to \$1,000 per award (Other Funds: \$5,483,198).	Yes
2. Increase North Georgia College and State University Service Cancelable Loan by \$1,010,402 to fund 118 additional students returning from military deployment (Other Funds: \$1,010,402).	Yes
3. Increase funding for service cancelable loans to fund 100 additional nursing slots (Other Funds \$280,000).	Yes
4. Provide funds for the HERO Scholarship of \$2,000 per award.	\$200,000
Subtotal	\$200,000
ATTACHED AGENCIES:	
Nonpublic Postsecondary Education Commission	
1. Annualize the cost of the FY 2006 salary adjustment (\$5,375) and provide a salary increase in FY 2007 of up to 4% effective January 1, 2007 (\$10,164).	\$15,539
2. Increase funds to reflect an adjustment in the employer share of State Health Benefit Plan premiums from 14.20% to 16.713%.	10,184
3. Increase funds to reflect an adjustment in Workers' Compensation premiums.	315
Subtotal	\$26,038
TOTAL NET STATE GENERAL FUND ADJUSTMENTS	\$226,038
TOTAL STATE GENERAL FUNDS RECOMMENDED	\$38,166,225
FY 2006 LOTTERY FUNDS APPROPRIATIONS	\$521,548,450
Georgia Student Finance Commission	
1. Annualize the cost of the FY 2006 salary adjustment (\$20,940) and provide for a salary increase in FY 2007 of up to 4% effective January 1, 2007 (\$87,275).	\$108,215
2. Increase funds to reflect an adjustment in the Workers' Compensation premiums.	8,408
3. Eliminate remaining funds in Promise II (\$74,590) as part of a planned phase out and transfer funds to HOPE Scholarship-Public Schools to provide for projected growth.	Yes
4. Reduce HOPE GED (\$379,080) and HOPE Scholarship-Private Schools (\$100,118) to reflect true need and transfer funds to HOPE Scholarship-Public Schools to provide for projected growth.	Yes

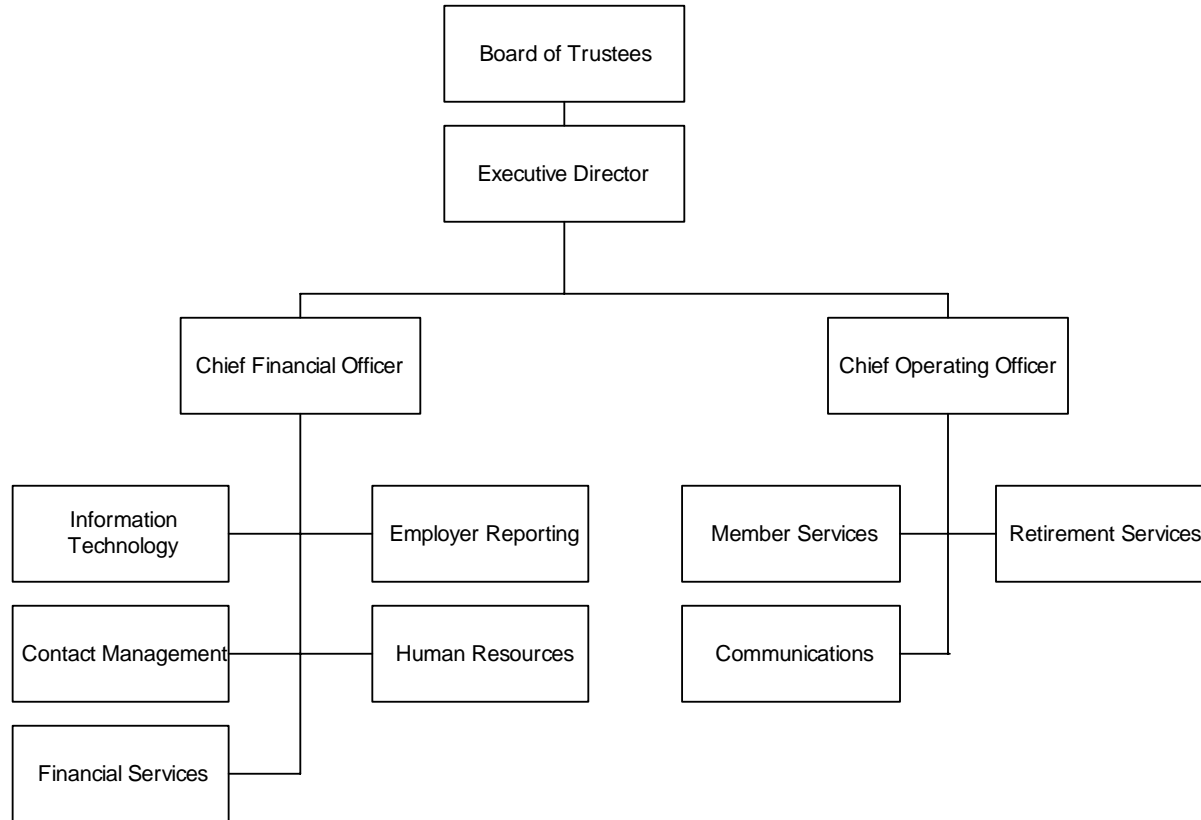
GEORGIA STUDENT FINANCE COMMISSION

BUDGET SUMMARY - FISCAL YEAR 2007

Governor's Recommended Adjustments to the Current Budget	Amounts
5. Increase funds in HOPE Administration to provide 2 positions to implement the mandated grade point transcript exchange initiative.	Yes
6. Increase funds for HOPE Scholarship-Public Schools to reflect projected growth.	17,935,986
TOTAL NET LOTTERY FUNDS ADJUSTMENTS	<u>\$18,052,609</u>
TOTAL LOTTERY FUNDS RECOMMENDED	\$539,601,059
TOTAL STATE FUNDS RECOMMENDED	\$577,767,284

TEACHERS' RETIREMENT SYSTEM

ORGANIZATIONAL CHART



TEACHERS' RETIREMENT SYSTEM

Roles and Responsibilities:

The Teachers' Retirement System (TRS) is a vehicle for collecting employee and employer contributions, investing accumulated funds, and disbursing retirement benefits to members and beneficiaries. As required by Georgia law, the system is examined on an annual basis by an independent actuarial firm that specializes in pension and retirement plans. The firm prepares a yearly valuation on the contingent assets and liabilities of the system, thus revealing its ability to meet future obligations. In addition, an independent accounting firm audits the system annually.

Administration of the system is ultimately the responsibility of the TRS Board of Trustees, while daily management of system operations is the responsibility of the executive director. The executive director is appointed by the board and serves at the pleasure of its members. The board consists of 10 members as follows:

- State Auditor, ex officio
- Director, Office of Treasury and Fiscal Services, ex officio
- Two classroom teachers (both active members of TRS) appointed by the Governor
- One school administrator (an active member of TRS) appointed by the Governor
- One Board of Regents employee (an active member of TRS) appointed by the Board of Regents
- One trustee appointed by the Governor who must be an active member of TRS
- One trustee appointed by the Governor
- One retired member of TRS elected by the trustees
- One citizen (not a TRS member) experienced in the investment of money elected by the trustees

MEMBERSHIP

All individuals employed half time or more in covered positions of the State's public school systems, regional libraries, county libraries, and regional educational service agencies are required to be TRS members as a condition of employment. Similarly, employees in covered positions of the University System of Georgia are required to be TRS members unless eligible for participation in an optional retirement plan administered by the University System's Board of Regents. Covered positions include teachers, administrators, supervisors, clerks, teacher aides, secretaries, public school nurses, and paraprofessionals. Also eligible for TRS membership are certain employees of the State Department of Education and the Department of Technical and Adult Education, along with public school lunchroom, maintenance, warehouse, and transportation managers and supervisors.

INVESTMENTS

TRS has its own "in-house" Investment Services Division, which handles day-to-day investment transactions. Securities lending and portfolio officers, securities and investment analysts, and investment assistants are all part of the TRS investment team. Six members of the TRS Board of Trustees, along with the executive director, comprise the Investment Committee. Committee members convene with the directors of the Investment Services Division and hear recommendations from outside investment advisors at monthly meetings. Investment recommendations made by the committee require approval by the entire board.

COLA FUNDS FOR LOCAL SYSTEM RETIREES

Teachers who retired prior to July 1, 1978 from a local retirement system (Atlanta City Schools, Chatham County

Schools, Fulton County Schools, and Rome City Schools) receives a post-retirement cost of living adjustment (COLA) to their monthly benefit whenever such adjustment is granted to teachers who retire under TRS. These funds are appropriated to TRS annually.

FLOOR FUNDS FOR LOCAL SYSTEM RETIREES

Any teacher who has retired from a local retirement system (Atlanta City Schools, Chatham County Schools, Fulton County Schools, and Rome City Schools) prior to July 1, 1978 shall receive a minimum allowance upon retirement of not less than \$17.00 per month for each year of creditable service, not to exceed 40 years of service. These funds are appropriated to TRS annually.

AUTHORITY

Title 47, Chapter 3 of the Official Code of Georgia Annotated.

TEACHERS' RETIREMENT SYSTEM

DEPARTMENT BUDGET FINANCIAL SUMMARY BY PROGRAM - FISCAL YEAR 2007

Program / Fund Sources	FY 2007 Agency Request Total	FY 2007 Governor's Recommendation						Total Changes	Total
		FY 2006 Current Budget	Redistribution	Reductions	Enhancements	Other Adjustments			
Local/Floor COLA									
State General Funds	\$1,760,000	\$1,980,000		(\$220,000)	\$2,143,200			\$1,923,200	\$3,903,200
Total	1,760,000	1,980,000		(220,000)	2,143,200			1,923,200	3,903,200
System Administration									
Other Funds	21,742,451	22,762,451		(1,020,000)		\$296,680		(723,320)	22,039,131
Total	21,742,451	22,762,451		(1,020,000)		296,680		(723,320)	22,039,131
TOTAL FUNDS	\$23,502,451	\$24,742,451	\$0	(\$1,240,000)	\$2,143,200	\$296,680		\$1,199,880	\$25,942,331
<u>Less:</u>									
Other Funds	\$21,742,451	\$22,762,451		(\$1,020,000)		\$296,680		(\$723,320)	\$22,039,131
State General Funds	\$1,760,000	\$1,980,000		(\$220,000)	\$2,143,200			\$1,923,200	\$3,903,200
TOTAL STATE FUNDS	\$1,760,000	\$1,980,000	\$0	(\$220,000)	\$2,143,200	\$0		\$1,923,200	\$3,903,200

TEACHERS' RETIREMENT SYSTEM

DEPARTMENT BUDGET FINANCIAL SUMMARY BY OBJECT CLASS - FISCAL YEAR 2007

Object Classes / Fund Sources	FY 2007 Agency Request Total	FY 2004 Expenditures	FY 2005 Expenditures	FY 2007 Governor's Recommendations		
				FY 2006 Current Budget	Changes	Total
Personal Services	\$16,839,632	\$12,608,113	\$14,158,288	\$16,839,632	\$296,680	\$17,136,312
Regular Operating Expenses	814,844	723,583	682,264	814,844		814,844
Travel	65,000	40,349	32,869	65,000		65,000
Equipment	25,000	85,412	22,337	25,000		25,000
Computer Charges	2,520,000	7,817,484	7,723,446	3,540,000	(1,020,000)	2,520,000
Real Estate Rentals	723,975	723,975	723,975	723,975		723,975
Telecommunications	280,000	180,403	219,511	280,000		280,000
Per Diem and Fees	474,000	481,700	426,279	474,000		474,000
Floor Fund, Local System Retirees	60,000	86,500	74,735	80,000	(20,000)	60,000
COLA Fund, Local System Fund	1,700,000	2,086,544	1,864,619	1,900,000	1,943,200	3,843,200
TOTAL FUNDS	\$23,502,451	\$24,834,063	\$25,928,323	\$24,742,451	\$1,199,880	\$25,942,331
Less:						
Other Funds	\$21,742,451	\$22,661,017	\$23,988,969	\$22,762,451	(\$723,320)	\$22,039,131
State General Funds	\$1,760,000	\$2,173,046	\$1,939,354	\$1,980,000	\$1,923,200	\$3,903,200
TOTAL STATE FUNDS	\$1,760,000	\$2,173,046	\$1,939,354	\$1,980,000	\$1,923,200	\$3,903,200
Positions	182	166	173	182		182
Motor Vehicles	1	1	1	1		1

TEACHERS' RETIREMENT SYSTEM

PROGRAM BUDGET SUMMARY - FISCAL YEAR 2007

Program Budgets	FY 2006 Current Budget			FY 2007 Governor's Recommendations		
	State Funds	Federal and Other Funds	Total	State Funds	Federal and Other Funds	Total
Local/Floor COLA	\$1,980,000		\$1,980,000	\$3,903,200		\$3,903,200
System Administration		\$22,762,451	22,762,451		\$22,039,131	22,039,131
TOTAL FUNDS	\$1,980,000	\$22,762,451	\$24,742,451	\$3,903,200	\$22,039,131	\$25,942,331

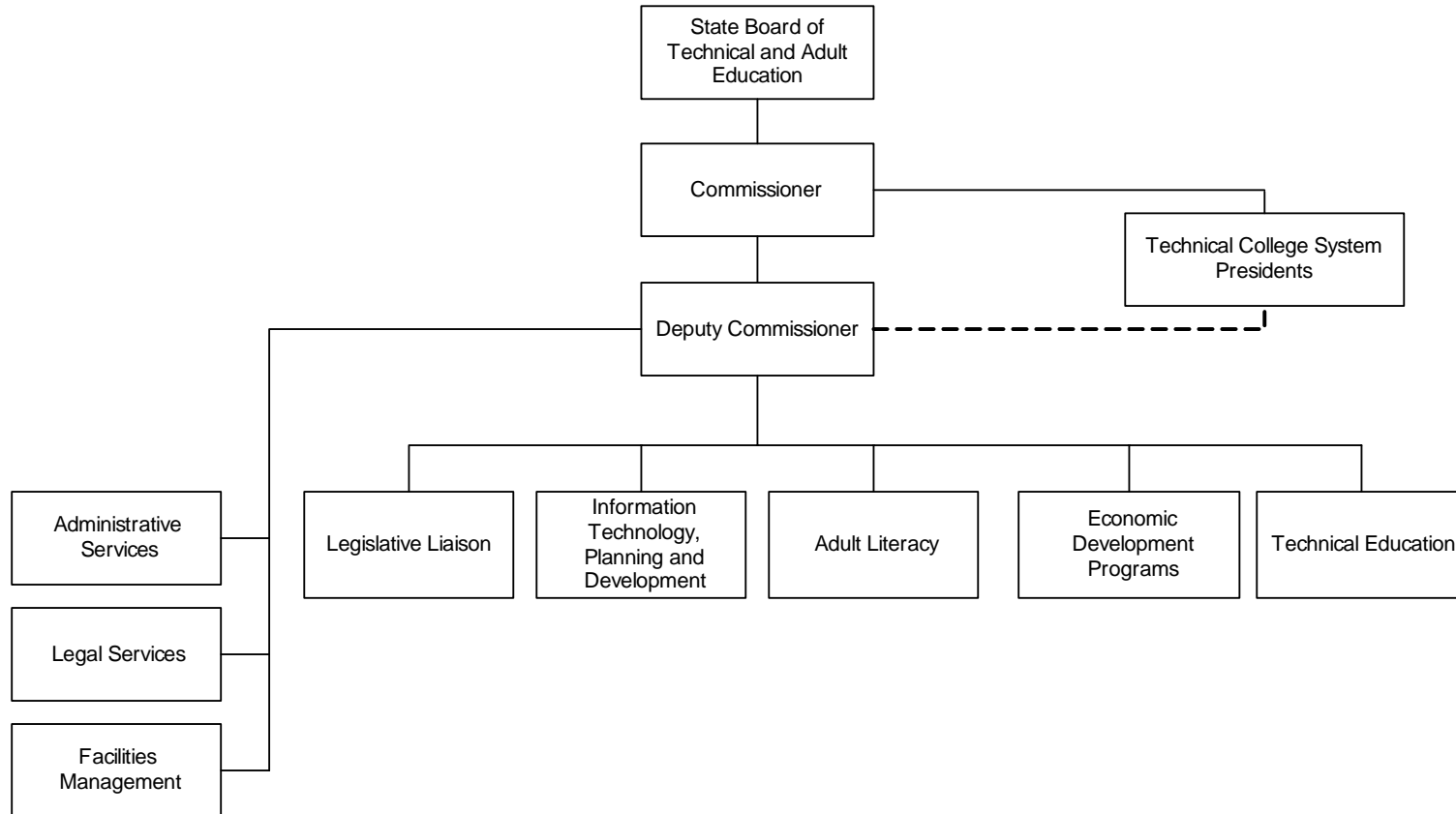
TEACHERS' RETIREMENT SYSTEM

BUDGET SUMMARY - FISCAL YEAR 2007

Governor's Recommended Adjustments to the Current Budget	Amounts
FY 2006 STATE GENERAL FUND APPROPRIATIONS	\$1,980,000
Teachers' Retirement System	
1. Increase other funds (\$228,299) to reflect an adjustment in State Health Benefit Plan premiums from 14.20% to 16.713%.	Yes
2. Increase other funds (\$8,451) to reflect an adjustment in the Workers' Compensation premiums.	Yes
3. Reduce Local/Floor Cost of Living Adjustment (COLA) to reflect anticipated reduction in the number of eligible retirees.	(\$220,000)
4. Reduce other funds (\$1,020,000) in computer charges to reflect anticipated costs.	Yes
5. Provide for a COLA for teacher retirees per HB 400 passed in the 2005 session.	2,143,200
TOTAL NET STATE GENERAL FUND ADJUSTMENTS	<u>\$1,923,200</u>
TOTAL STATE GENERAL FUNDS RECOMMENDED	<u>\$3,903,200</u>

DEPARTMENT OF TECHNICAL AND ADULT EDUCATION

ORGANIZATIONAL CHART



DEPARTMENT OF TECHNICAL AND ADULT EDUCATION

Roles and Responsibilities:

The Quality Basic Education Act of 1985 created a separate State Board of Postsecondary Vocational Education within the Department of Education to promote the economic growth and development of Georgia by providing leadership, direction, and state-level management of public postsecondary technical schools, programs, and services. The new board was created as an agency separate from the Department of Education in 1987 to provide guidance to public technical institutes operated by the state or by local boards of education. The board was renamed the State Board of Technical and Adult Education in 1988 to govern the newly created Department of Technical and Adult Education (DTAE).

On July 1, 2005, the only remaining locally governed public technical institute converted to state-governance and became Gwinnett Technical College. This college is one of the largest in the technical college system serving more than 7,000 students annually. With the addition of this new college, DTAE now oversees 34 state-governed technical colleges, 31 branch campuses and 7 technical education centers. In addition, there are four technical education divisions housed within four of the University System colleges.

The department is divided into four programs: Technical Education, Adult Literacy, Economic Development and Administration.

TECHNICAL EDUCATION

Georgia's Technical College System includes 34 colleges and a total of 76 delivery sites. The colleges offer more than 1,200 programs and provide opportunities for students to learn new skills or upgrade existing skills to keep pace with technology and competition in a world market. Students attending technical colleges have the option of short-term programs as well as courses of study leading to certificates, diplomas, and associate degrees. These programs can range in duration from a few weeks to two years. The technical colleges serve approximately 150,000 credit students annually and produce about 50,000 graduates each year.

ADULT LITERACY

The Adult Literacy program, through its network of 37 service delivery areas throughout the state, promotes and provides adult basic education and literacy programs, including the GED Testing program that awards GED diplomas. The program is the primary fiscal agent for the U.S. Department of Education adult literacy funds. It is also the largest adult literacy provider for other state agencies and facilitates collaboration among state and local entities to improve literacy efforts for adults needing basic, English literacy, or specialized skills instruction.

ECONOMIC DEVELOPMENT

The Economic Development program provides employee training services to new and expanding industries at

no cost through Quick Start. Quick Start plays a key role in the State's business recruitment and retention efforts by serving as a State training incentive. Supported by DTAE's network of technical colleges, Quick Start has provided training for new jobs in virtually every technology required by Georgia's manufacturing and service sectors.

ADMINISTRATION

The Administration program fulfills overall administrative roles for the central office and the 34 technical colleges. These activities include budgeting, accounting, purchasing, asset management, personnel, information technology, public information, facilities management, legal services, planning, and evaluation.

AUTHORITY

Title 20 of The Official Code of Georgia Annotated.

DEPARTMENT OF TECHNICAL AND ADULT EDUCATION

DEPARTMENT BUDGET FINANCIAL SUMMARY BY PROGRAM - FISCAL YEAR 2007

Program / Fund Sources	FY 2007 Agency Request Total	FY 2007 Governor's Recommendation						Total Changes	Total
		FY 2006 Current Budget	Redistribution	Reductions	Enhancements	Other Adjustments			
Administration									
Federal Funds	\$2,059,788		\$2,059,788					\$2,059,788	\$2,059,788
State General Funds	8,862,078	\$4,728,848	3,840,176	(\$171,380)	\$414,434	\$371,941		4,455,171	9,184,019
Total	10,921,866	4,728,848	5,899,964	(171,380)	414,434	371,941		6,514,959	11,243,807
Adult Literacy									
Federal Funds	6,669,526	7,021,333	(351,807)					(351,807)	6,669,526
Other Funds	1,121,886	1,121,886							1,121,886
State General Funds	11,242,526	11,853,450	(649,197)		159,014	588,417		98,234	11,951,684
Total	19,033,938	19,996,669	(1,001,004)		159,014	588,417		(253,573)	19,743,096
Economic Development									
State General Funds	12,087,939	11,889,779			372,280	351,841		724,121	12,613,900
Total	12,087,939	11,889,779			372,280	351,841		724,121	12,613,900
Technical Education									
Federal Funds	11,085,145	12,793,126	(1,707,981)					(1,707,981)	11,085,145
Other Funds	54,810,772	54,810,772							54,810,772
State General Funds	298,925,197	292,105,724	(3,190,979)		190,188	13,496,528		10,495,737	302,601,461
Total	364,821,114	359,709,622	(4,898,960)		190,188	13,496,528		8,787,756	368,497,378
TOTAL FUNDS	\$406,864,857	\$396,324,918	\$0	(\$171,380)	\$1,135,916	\$14,808,727		\$15,773,263	\$412,098,181
Less:									
Federal Funds	\$19,814,459	\$19,814,459							\$19,814,459
Other Funds	55,932,658	55,932,658							55,932,658
Subtotal	\$75,747,117	\$75,747,117	\$0	\$0	\$0	\$0		\$0	\$75,747,117
State General Funds	\$331,117,740	\$320,577,801		(\$171,380)	\$1,135,916	\$14,808,727		\$15,773,263	\$336,351,064
TOTAL STATE FUNDS	\$331,117,740	\$320,577,801	\$0	(\$171,380)	\$1,135,916	\$14,808,727		\$15,773,263	\$336,351,064

DEPARTMENT OF TECHNICAL AND ADULT EDUCATION

DEPARTMENT BUDGET FINANCIAL SUMMARY BY OBJECT CLASS - FISCAL YEAR 2007

Object Classes / Fund Sources	FY 2007 Agency Request Total	FY 2004 Expenditures	FY 2005 Expenditures	FY 2007 Governor's Recommendations		
				FY 2006 Current Budget	Changes	Total
Personal Services	\$8,785,772	\$8,547,302	\$8,646,344	\$8,492,718	\$614,995	\$9,107,713
Regular Operating Expenses	344,037	563,315	656,201	344,037		344,037
Travel	271,524	348,690	255,838	271,524		271,524
Equipment	6,096	22,806	23,910	6,096		6,096
Computer Charges	338,561	466,504	395,780	338,561		338,561
Real Estate Rentals	785,866	858,666	773,855	785,866		785,866
Telecommunications	121,556	177,153	152,452	121,556		121,556
Per Diem and Fees	114,492	77,010	78,358	114,492		114,492
Contracts	153,962	894,552	552,470	153,962		153,962
Personal Services - Colleges	285,753,120	287,778,731	302,231,059	275,742,668	21,158,885	296,901,553
Operating Expenses - Colleges	75,715,377	126,921,539	121,539,452	75,715,377	(7,500,000)	68,215,377
Adult Literacy Grants	19,033,938	35,553,554	32,711,944	18,995,665	747,431	19,743,096
Regents Program	3,352,617	4,359,417	4,038,089	3,352,617	27,831	3,380,448
Quick Start Program	12,087,939	12,829,311	12,217,712	11,889,779	724,121	12,613,900
Job Partnership Training Act		2,324,808	2,396,296			
Area School Program		6,374,553	5,806,953			
TOTAL FUNDS	\$406,864,857	\$488,097,911	\$492,476,713	\$396,324,918	\$15,773,263	\$412,098,181
<u>Less:</u>						
Federal Funds	\$19,814,459	\$67,708,834	\$59,078,690	\$19,814,459		\$19,814,459
Other Funds	55,932,658	119,744,850	136,345,961	55,932,658		55,932,658
Subtotal	\$75,747,117	\$187,453,684	\$195,424,651	\$75,747,117	\$0	\$75,747,117
State General Funds	\$331,117,740	\$300,644,227	\$297,052,062	\$320,577,801	\$15,773,263	\$336,351,064
TOTAL STATE FUNDS	\$331,117,740	\$300,644,227	\$297,052,062	\$320,577,801	\$15,773,263	\$336,351,064
Positions	3,506	3,506	3,506	3,506		3,506
Motor Vehicles	1	1	1	1		1

DEPARTMENT OF TECHNICAL AND ADULT EDUCATION

PROGRAM BUDGET SUMMARY - FISCAL YEAR 2007

Program Budgets	FY 2006 Current Budget			FY 2007 Governor's Recommendations		
	State Funds	Federal and Other Funds	Total	State Funds	Federal and Other Funds	Total
Administration	\$4,728,848		\$4,728,848	\$9,184,019	\$2,059,788	\$11,243,807
Adult Literacy	11,853,450	\$8,143,219	19,996,669	11,951,684	7,791,412	19,743,096
Economic Development	11,889,779		11,889,779	12,613,900		12,613,900
Technical Education	292,105,724	67,603,898	359,709,622	302,601,461	65,895,917	368,497,378
TOTAL FUNDS	\$320,577,801	\$75,747,117	\$396,324,918	\$336,351,064	\$75,747,117	\$412,098,181

DEPARTMENT OF TECHNICAL AND ADULT EDUCATION

BUDGET SUMMARY - FISCAL YEAR 2007

Governor's Recommended Adjustments to the Current Budget	Amounts
FY 2006 STATE GENERAL FUND APPROPRIATIONS	\$320,577,801
Department of Technical and Adult Education	
1. Annualize the cost of the FY 2006 salary adjustment (\$2,537,284) and provide for a salary increase in FY 2007 of 4% effective January 1, 2007 (\$5,658,208).	\$8,195,492
2. Increase funds to reflect an adjustment in the employer share of State Health Benefit Plan premiums from 14.20% to 16.713%.	6,309,780
3. Increase funds to reflect an adjustment in the Workers' Compensation premiums.	303,455
4. Realign programs to meet actual expenditures and properly reflect funds for the administration program by transferring funds from Adult Literacy (Total Funds: \$1,001,004) and Technical Education (Total Funds: \$4,898,960).	Yes
5. Redirect \$7,500,000 in one-time funds for HVAC and roof repair from Operating Expenses - Colleges to Personal Services - Colleges in the Technical Education program to help correct personal services error.	Yes
6. Add funds to correct a personal services error in the Administration (\$414,434), Adult Literacy (\$159,014), Economic Development (\$372,280) and Technical Education (\$190,188) programs.	1,135,916
7. Reduce funding in the Administration program by 2%.	(171,380)
TOTAL NET STATE GENERAL FUND ADJUSTMENTS	\$15,773,263
TOTAL STATE GENERAL FUNDS RECOMMENDED	\$336,351,064

DEPARTMENT OF TECHNICAL AND ADULT EDUCATION

BUDGET SUMMARY - FISCAL YEAR 2007

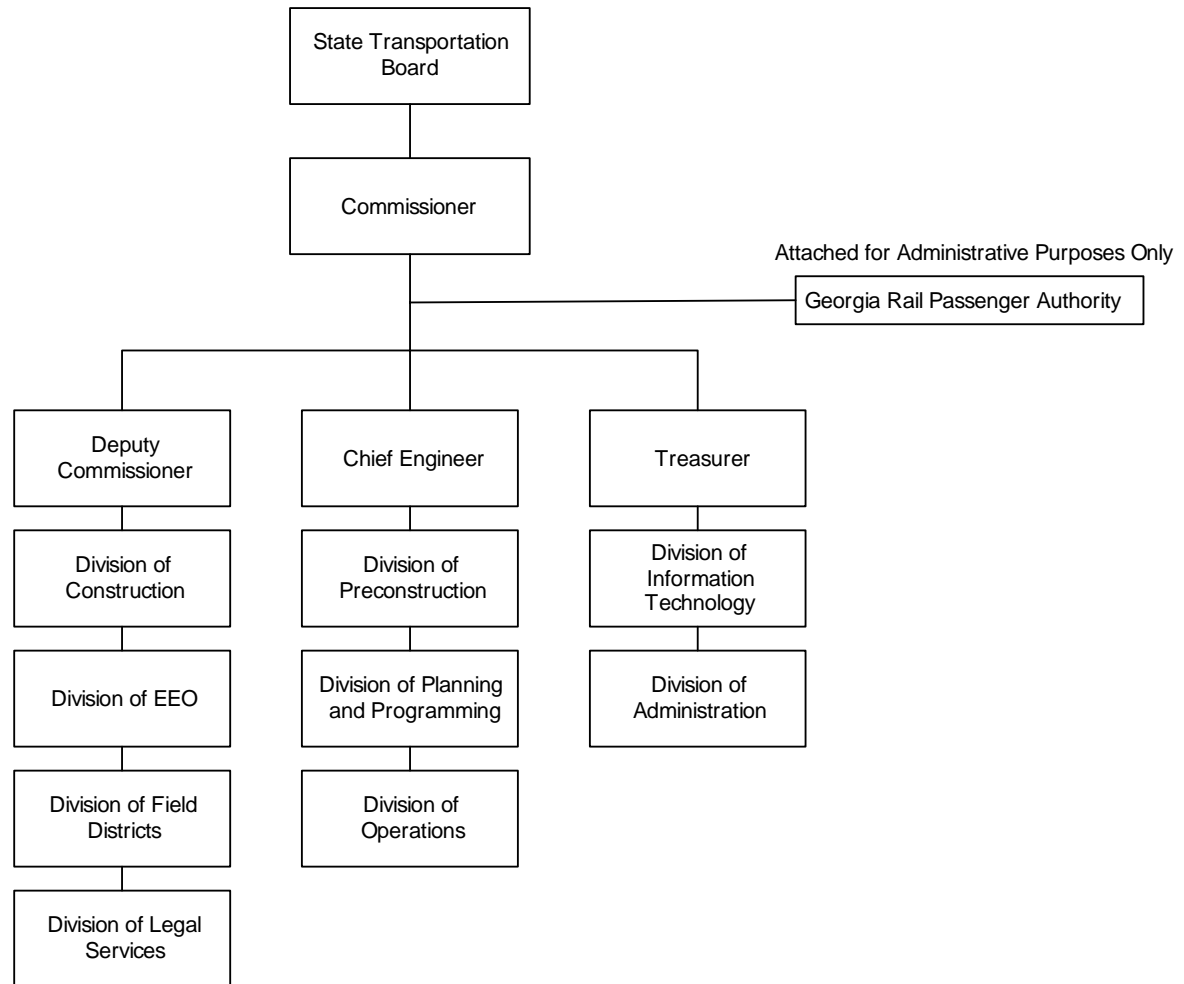
Governor's Recommended Adjustments to the Current Budget	Amounts
--	---------

CAPITAL OUTLAY SUMMARY - FISCAL YEAR 2007

	<u>Yr.</u>	<u>Principal</u>		<u>Debt Service</u>
Department of Technical and Adult Education				
1. Purchase equipment related to facility construction projects at Heart of Georgia Technical College, Southeastern Technical College, Augusta Technical College, and West Georgia Technical College.	5	\$7,660,000		\$1,746,480
2. Design and construct the Allied Health Building, Okefenokee Technical College.	20	10,300,000		879,929
3. Design and construct the Technology Building, Savannah Technical College.	20	15,325,000		1,309,215
4. Design and construct the Classroom Building, Forsyth County Campus, Lanier Technical College.	20	11,170,000		954,253
5. Design and construct the Classroom Building, Paulding County Campus, Chattahoochee Technical College.	20	11,255,000		961,515
6. Design and construct the Classroom Building, Douglasville Campus, West Central Technical College.	20	4,995,000		426,723
7. Design, construct and purchase equipment for the Commercial Truck Driving and Fire Science Building, Ogeechee Technical College.	20	1,620,000		138,397
8. Design, construct and purchase equipment for the renovation of the Alma Center, Alma Campus, Okefenokee Technical College.	20	2,115,000		180,684
TOTAL		\$64,440,000		\$6,597,196
STATE GENERAL FUNDS				\$342,948,260

DEPARTMENT OF TRANSPORTATION

ORGANIZATIONAL CHART



DEPARTMENT OF TRANSPORTATION

Roles and Responsibilities:

The Department of Transportation plans, constructs, maintains and improves the state's roads and bridges; provides planning and financial support for other modes of transportation; and provides air travel to state departments.

The majority of the department's resources are applied to maintaining and improving the state's network of roads and bridges. Proceeds from the state's motor fuel taxes are constitutionally earmarked solely for use on Georgia's roads and bridges.

The department is governed by a board comprised of members from each of the state's congressional districts elected by each district's state representatives and senators. The board in turn appoints a commissioner.

PLANNING, CONSTRUCTION, MAINTENANCE AND IMPROVEMENTS

The department plans, maintains and improves the roads and bridges of the state highway system. As part of this responsibility, personnel provide a long-range state multimodal transportation plan and long-range plans for urban areas; maintain an approved construction work program of priority projects; perform location and environmental studies; conduct mapping and photogrammetric surveys; acquire rights-of-way necessary to construct and maintain highways; supervise all construction and maintenance activities let to contract; ensure the quality of materials used in construction; and conduct research to improve planning and engineering methods.

The department is also responsible for maintenance and repairs to the roads and bridges of the state highway system. The goal is to preserve the existing road network

and improve its safety by programming and supervising major reconstruction and resurfacing or rehabilitation projects let to contract; performing certain heavy and specialized maintenance such as emergency repairs; making spot improvements and safety modifications; performing routine maintenance such as patching pavement, repairing shoulders, maintaining drainage, mowing rights-of-way, erecting and maintaining warning and directional signs, and inspecting roadside parks and rest areas; maintaining state welcome centers and rest areas; and issuing permits for special vehicles such as overweight carriers.

INFORMATION AND TRAVELER SERVICES

The department provides critical information and services concerning transportation to government agencies and the public. Data collected include truck weight, traffic volume and speed. The department also maintains an inventory of the public road system and produces the official state transportation map along with county maps.

The accident reporting unit receives all accident reports from law enforcement agencies throughout the state. These reports are available for a fee and are frequently used by insurance companies and attorneys.

The HEROs and the Navigator system provide critical services and information to ensure the safe and efficient operation of the state's highways. The Navigator system uses video cameras, road sensors, weather stations and other technology to collect data and control traffic. Information is then made available to the public through various outlets. HERO units respond to traffic incidents on Metro Atlanta freeways to minimize any impact on traffic flow. These units are on duty at all times patrolling 220 miles on 13 freeways responding to incidents such as road debris, spills, disabled vehicles and crashes.

MULTIMODAL SERVICES

The Transit program provides financial and technical assistance to urban and rural transit systems. It matches local and federal funds for buses and vans, urban and rural capital projects, urban planning, light density rail and statewide Park and Ride lots.

The Airport Aid program provides financial assistance to cities and counties for airport planning, construction, approach aids, maintenance, and other services as needed. It also maintains the state airport system plan; publishes a state aeronautical chart and airport directory; and lends management and technical assistance to local governments to develop, maintain and improve air service.

The Rail program acquires and maintains rail for freight and passenger use.

The Ports and Waterways program is responsible for the provision and maintenance of land, dikes and control works necessary for storage of dredge materials removed from the Savannah Harbor and River Navigation Channel. Navigation dredging is performed by the U.S. Army Corps of Engineers and the dredge materials are placed inside designated storage areas prepared by the department.

AIR TRANSPORTATION

The Air Transportation program operates aircraft for use by state officials and performs various aerial photography services for the department in the course of construction or road and bridge improvement.

AUTHORITY

Titles 6 and 32 of the Official Code of Georgia Annotated.

DEPARTMENT OF TRANSPORTATION

DEPARTMENT BUDGET FINANCIAL SUMMARY BY PROGRAM - FISCAL YEAR 2007

Program / Fund Sources	FY 2007 Agency Request Total	FY 2007 Governor's Recommendation						Total Changes	Total
		FY 2006 Current Budget	Redistribution	Reductions	Enhancements	Other Adjustments			
Administration									
Federal Funds	\$9,533,343	\$9,533,343							\$9,533,343
Other Funds	898,970	2,304,236			(\$1,405,266)		(\$1,405,266)		898,970
Motor Fuel Funds	58,294,078	41,468,294	\$14,548,907		1,922,075	\$1,293,575	17,764,557		59,232,851
State General Funds	485,483	100,000	476,841	(\$100,000)	4,716	16,051	397,608		497,608
Total	69,211,874	53,405,873	15,025,748	(100,000)	521,525	1,309,626	16,756,899		70,162,772
Air Transportation									
Other Funds	657,795	657,795							657,795
State General Funds	1,431,494	1,354,828			92,000	48,707	140,707		1,495,535
Total	2,089,289	2,012,623			92,000	48,707	140,707		2,153,330
Airport Aid									
Federal Funds	6,000,000	6,000,000							6,000,000
State General Funds	5,454,694	5,459,409	(69,321)		676,379	11,508	618,566		6,077,975
Total	11,454,694	11,459,409	(69,321)		676,379	11,508	618,566		12,077,975
Data Collection, Compliance and Reporting									
Federal Funds	8,270,257	3,784,538	2,686,579		1,799,140		4,485,719		8,270,257
Other Funds	62,257	115,101			(52,844)		(52,844)		62,257
Motor Fuel Funds	3,159,005	1,581,031	1,043,595		499,126	128,526	1,671,247		3,252,278
State General Funds	848,395	815,763			53,162	26,705	79,867		895,630
Total	12,339,914	6,296,433	3,730,174		2,298,584	155,231	6,183,989		12,480,422
Local Road Assistance									
Federal Funds	69,658,670	67,429,038			2,229,632		2,229,632		69,658,670
Other Funds	595,233	3,584,325			(2,989,092)		(2,989,092)		595,233
Motor Fuel Funds	111,643,594	88,634,898	2,064,106		51,043,865	696,020	53,803,991		142,438,889
Total	181,897,497	159,648,261	2,064,106		50,284,405	696,020	53,044,531		212,692,792

DEPARTMENT OF TRANSPORTATION

DEPARTMENT BUDGET FINANCIAL SUMMARY BY PROGRAM - FISCAL YEAR 2007

Program / Fund Sources	FY 2007 Agency Request Total	FY 2007 Governor's Recommendation						Total Changes	Total
		FY 2006 Current Budget	Redistribution	Reductions	Enhancements	Other Adjustments			
Payments to State Road and Tollway Authority									
Motor Fuel Funds	54,000,000	54,000,460			(7,001,607)		(7,001,607)	46,998,853	
Total	54,000,000	54,000,460			(7,001,607)		(7,001,607)	46,998,853	
Ports and Waterways									
State General Funds	850,432	1,119,230	(74,541)	(305,000)	109,000	7,094	(263,447)	855,783	
Total	850,432	1,119,230	(74,541)	(305,000)	109,000	7,094	(263,447)	855,783	
Rail									
State General Funds	798,521	657,658	(123,383)	(235,700)	7,000	10,794	(341,289)	316,369	
Total	798,521	657,658	(123,383)	(235,700)	7,000	10,794	(341,289)	316,369	
State Highway System									
Construction and Improvement									
Federal Funds	875,644,270	846,325,475	(8,103,577)		37,422,372		29,318,795	875,644,270	
Other Funds	165,000	10,569,488			(10,404,488)		(10,404,488)	165,000	
Motor Fuel Funds	251,899,324	223,494,656	(7,827,673)		(24,204,410)	2,210,556	(29,821,527)	193,673,129	
Total	1,127,708,594	1,080,389,619	(15,931,250)		2,813,474	2,210,556	(10,907,220)	1,069,482,399	
State Highway System Maintenance									
Federal Funds	153,104,852	148,458,050	(127,592)		4,774,394		4,646,802	153,104,852	
Other Funds	3,049,770	9,336,571			(6,286,801)		(6,286,801)	3,049,770	
Motor Fuel Funds	176,439,821	177,960,168	(12,462,568)		10,166,082	2,829,734	533,248	178,493,416	
Total	332,594,443	335,754,789	(12,590,160)		8,653,675	2,829,734	(1,106,751)	334,648,038	
State Highway System Operations									
Federal Funds	35,670,542	24,469,556	5,544,590		5,656,396		11,200,986	35,670,542	
Other Funds	4,026,240	4,605,026			(578,786)		(578,786)	4,026,240	
Motor Fuel Funds	22,164,178	17,240,493	2,633,633		2,098,887	696,971	5,429,491	22,669,984	
Total	61,860,960	46,315,075	8,178,223		7,176,497	696,971	16,051,691	62,366,766	

DEPARTMENT OF TRANSPORTATION

DEPARTMENT BUDGET FINANCIAL SUMMARY BY PROGRAM - FISCAL YEAR 2007

Program / Fund Sources	FY 2007 Agency Request Total	FY 2007 Governor's Recommendation						Total Changes	Total
		FY 2006 Current Budget	Redistribution	Reductions	Enhancements	Other Adjustments			
Transit									
Federal Funds	18,629,445	12,858,431			5,771,014		5,771,014	18,629,445	
Other Funds	2,000	2,000						2,000	
State General Funds	14,725,480	5,129,480	(209,596)		2,020,000	13,278	1,823,682	6,953,162	
Total	33,356,925	17,989,911	(209,596)		7,791,014	13,278	7,594,696	25,584,607	
TOTAL FUNDS	\$1,888,163,143	\$1,769,049,341	\$0	(\$640,700)	\$73,421,946	\$7,989,519	\$80,770,765	\$1,849,820,106	
<u>Less:</u>									
Federal Funds	\$1,176,511,379	\$1,118,858,431			\$57,652,948		\$57,652,948	\$1,176,511,379	
Other Funds	9,457,265	31,174,542			(21,717,277)		(21,717,277)	9,457,265	
Subtotal	\$1,185,968,644	\$1,150,032,973	\$0	\$0	\$35,935,671	\$0	\$35,935,671	\$1,185,968,644	
State General Funds	\$24,594,499	\$14,636,368		(\$640,700)	\$2,962,257	\$134,137	\$2,455,694	\$17,092,062	
Motor Fuel Funds	677,600,000	604,380,000			34,524,018	7,855,382	42,379,400	646,759,400	
TOTAL STATE FUNDS	\$702,194,499	\$619,016,368	\$0	(\$640,700)	\$37,486,275	\$7,989,519	\$44,835,094	\$663,851,462	

DEPARTMENT OF TRANSPORTATION

DEPARTMENT BUDGET FINANCIAL SUMMARY BY OBJECT CLASS - FISCAL YEAR 2007

Object Classes / Fund Sources	FY 2007 Agency Request Total	FY 2004 Expenditures	FY 2005 Expenditures	FY 2007 Governor's Recommendation		
				FY 2006 Current Budget	Changes	Total
Personal Services	\$268,982,664	\$247,790,725	\$250,000,106	\$263,684,472	\$11,127,901	\$274,812,373
Regular Operating Expenses	84,344,194	89,099,640	91,367,713	76,444,046	7,851,218	84,295,264
Travel	2,111,016	1,792,099	1,764,715	2,076,485	33,831	2,110,316
Motor Vehicle Purchases	1,927,751	2,300,169	3,746,056	1,927,751		1,927,751
Equipment	6,129,566	12,927,044	13,964,000	5,484,025	698,673	6,182,698
Computer Charges	11,707,816	22,513,152	16,059,765	8,933,331	2,790,800	11,724,131
Real Estate Rentals	1,830,782	1,807,055	2,018,706	1,830,782		1,830,782
Telecommunications	4,858,546	4,029,489	4,034,108	4,530,747	327,799	4,858,546
Per Diem and Fees	7,539,237	13,270,156	14,351,408	7,366,388	(79,401)	7,286,987
Contracts	55,927,804	67,474,169	64,509,564	43,412,005	12,084,724	55,496,729
Capital Outlay	1,344,809,967	1,529,888,384	1,717,306,136	1,270,572,073	44,697,634	1,315,269,707
Capital Outlay - Airport Aid Program	11,057,386	10,270,882	15,244,185	11,007,783	664,179	11,671,962
Mass Transit Grants	32,256,414	28,291,459	32,262,051	16,902,993	7,771,014	24,674,007
Harbor/Intra-Coastal Waterways Maintenance	680,000	722,087	721,355	876,000	(196,000)	680,000
Payments to the State Road and Tollway Authority	54,000,000	49,322,488	80,026,243	54,000,460	(7,001,607)	46,998,853
Guaranteed Revenue Debt Common Reserve Fund		24,407,019				
TOTAL FUNDS	\$1,888,163,143	\$2,105,906,017	\$2,307,376,111	\$1,769,049,341	\$80,770,765	\$1,849,820,106
<u>Less:</u>						
Federal Funds	\$1,176,511,379	\$926,752,381	\$1,230,356,690	\$1,118,858,431	\$57,652,948	\$1,176,511,379
Other Funds	9,457,265	505,137,426	364,161,129	31,174,542	(21,717,277)	9,457,265
Subtotal	\$1,185,968,644	\$1,431,889,807	\$1,594,517,819	\$1,150,032,973	\$35,935,671	\$1,185,968,644
State General Funds	\$24,594,499	\$12,803,652	\$16,212,873	\$14,636,368	\$2,455,694	\$17,092,062
Motor Fuel Funds	677,600,000	661,212,558	696,645,419	604,380,000	42,379,400	646,759,400
TOTAL STATE FUNDS	\$702,194,499	\$674,016,210	\$712,858,292	\$619,016,368	\$44,835,094	\$663,851,462
Positions	6,058	6,041	6,041	6,058		6,058
Motor Vehicles	4,645	4,646	4,646	4,645		4,645

DEPARTMENT OF TRANSPORTATION

PROGRAM BUDGET SUMMARY - FISCAL YEAR 2007

Program Budgets	FY 2006 Current Budget			FY 2007 Governor's Recommendations		
	State Funds	Federal and Other Funds	Total	State Funds	Federal and Other Funds	Total
Administration	\$41,568,294	\$11,837,579	\$53,405,873	\$59,730,459	\$10,432,313	\$70,162,772
Air Transportation	1,354,828	657,795	2,012,623	1,495,535	657,795	2,153,330
Airport Aid	5,459,409	6,000,000	11,459,409	6,077,975	6,000,000	12,077,975
Data Collection, Compliance and Reporting	2,396,794	3,899,639	6,296,433	4,147,908	8,332,514	12,480,422
Local Road Assistance	88,634,898	71,013,363	159,648,261	142,438,889	70,253,903	212,692,792
Payments to State Road and Tollway Authority	54,000,460		54,000,460	46,998,853		46,998,853
Ports and Waterways	1,119,230		1,119,230	855,783		855,783
Rail	657,658		657,658	316,369		316,369
State Highway System Construction and Improvement	223,494,656	856,894,963	1,080,389,619	193,673,129	875,809,270	1,069,482,399
State Highway System Maintenance	177,960,168	157,794,621	335,754,789	178,493,416	156,154,622	334,648,038
State Highway System Operations	17,240,493	29,074,582	46,315,075	22,669,984	39,696,782	62,366,766
Transit	5,129,480	12,860,431	17,989,911	6,953,162	18,631,445	25,584,607
TOTAL FUNDS	\$619,016,368	\$1,150,032,973	\$1,769,049,341	\$663,851,462	\$1,185,968,644	\$1,849,820,106

DEPARTMENT OF TRANSPORTATION

BUDGET SUMMARY - FISCAL YEAR 2007

Governor's Recommended Adjustments to the Current Budget	Amounts
FY 2006 STATE GENERAL FUND APPROPRIATIONS	\$14,636,368
Department of Transportation	
1. Annualize the cost of the FY 2006 salary adjustment (\$32,332) and provide for a salary increase in FY 2007 of up to 4% effective January 1, 2007 (\$30,361).	\$62,693
2. Increase funds to reflect an adjustment in the employer share of State Health Benefit Plan premiums from 14.20% to 16.713%.	64,117
3. Increase funds to reflect an adjustment in the Workers' Compensation premiums.	7,327
4. Realign personal services funds from the Administration (\$1,553), Airport Aid (\$63,620), Ports and Waterways (\$55,006), and Rail (\$98,263) programs to the Transit program (\$218,442) to properly reflect expenditures.	Yes
5. Transfer funds from the Airport Aid (\$5,701), Ports and Waterways (\$19,535), Rail (\$25,120) and Transit (\$428,038) programs to the Administration program (\$478,394) to consolidate administrative functions.	Yes
6. Delete funding for the I-3 and I-4 Interstate Highway Association in the Administration program.	(100,000)
7. Reduce funding for the maintenance of state-owned dredge spoils and mosquito control (\$300,000) to reflect activity cost, and eliminate funding for motor vehicle expenses (\$5,000) in the Ports and Waterways program.	(305,000)
8. Delete one-time funding for the Atlanta-to-Charlotte high-speed rail study in the Rail program.	(203,500)
9. Reduce funding for the Georgia Rail Passenger Authority contract in the Rail program.	(32,200)
10. Increase funding to meet operating costs in the Administration (\$4,716), Airport Aid (\$12,200), Data Collection, Compliance and Reporting (\$53,162) and Rail (\$7,000) programs.	77,078
11. Provide for aircraft inspections required by the Federal Aviation Administration for 2 KingAirs in the Air Transportation program.	92,000
12. Increase grant funding for the Airport Aid program to provide for needed maintenance and improvements at Georgia's public airports.	664,179
13. Provide funds to the Ports and Waterways program for South Carolina's projected property tax increase for department-owned land in Jasper County, South Carolina.	109,000
14. Increase funding for mass transit grants in the Transit program leveraging additional local and federal funds.	2,000,000
15. Provide funding for the Transit program to cover a cost increase in the rail safety oversight contract.	20,000
16. Increase federal funds from the Federal Transit Agency (\$5,771,014) in the Transit program.	Yes
TOTAL NET STATE GENERAL FUND ADJUSTMENTS	\$2,455,694
TOTAL STATE GENERAL FUNDS RECOMMENDED	\$17,092,062

DEPARTMENT OF TRANSPORTATION

BUDGET SUMMARY - FISCAL YEAR 2007

Governor's Recommended Adjustments to the Current Budget	Amounts
FY 2006 MOTOR FUEL FUND APPROPRIATIONS	\$604,380,000
Department of Transportation	
1. Annualize the cost of the FY 2006 salary adjustment (\$2,633,311) and provide for a salary increase in FY 2007 of up to 4% effective January 1, 2007 (\$3,138,382).	\$5,771,693
2. Increase funds to reflect an adjustment in the employer share of State Health Benefit Plan premiums from 14.20% to 16.713%.	5,222,071
3. Transfer funds from the Administration (Total Funds: \$495,078) and State Highway System Construction and Improvement (Total Funds: \$161,013) programs to the Data Collection, Compliance and Reporting (Total Funds: \$161,013), Local Road Assistance (Total Funds: \$274,658) and State Highway System Operations (Total Funds: \$220,420) programs to reverse action taken in Amendment 1, correcting the base budget to comply with Section 56 of HB 85.	Yes
4. Transfer funds from the State Highway System Construction and Improvement (Total Funds: \$15,770,237) and State Highway System Maintenance (Total Funds: \$12,590,160) programs to the Administration (Total Funds: \$15,043,985), Data Collection, Compliance and Reporting (Total Funds: \$3,569,161), Local Road Assistance (Total Funds: \$1,789,448) and State Highway System Operations (Total Funds: \$7,957,803) programs to properly align personal services, equipment, motor vehicle and other expenses, and to complete the consolidation of the materials and research office.	Yes
5. Decrease payments to the State Road and Tollway Authority from \$54,000,460 to \$46,998,853 to reflect the current debt service payment schedule.	(7,001,607)
6. Provide \$117,000,000 for the local road initiative "Paving the Way Home" by increasing the Local Assistance Road Program (LARP) from \$38 million to \$60 million, state fund construction/off-system from \$18,562,534 to \$34 million and state fund construction/most-needed from \$6,583,667 to \$23 million.	53,853,799
7. Provide funding for the construction of a new District 2 office building in Tennille, Washington County.	8,000,000
8. Increase funds from the Federal Highway Administration (FHWA) by \$51,881,934 from \$1.1 billion to \$1,151,881,934.	Yes
9. Provide the state match (\$11,388,717) for the additional FHWA federal funds, offset by toll credits (\$59,271,758).	(47,883,041)
10. Replace prior-year motor fuel funds with current-year motor fuel funds.	21,717,277
11. Restore contract funds that were used to fund the first 6 months of the FY 2006 pay raise.	2,699,208
TOTAL NET MOTOR FUEL FUND ADJUSTMENTS	\$42,379,400
TOTAL MOTOR FUEL FUNDS RECOMMENDED	\$646,759,400
TOTAL STATE FUNDS RECOMMENDED	\$663,851,462

DEPARTMENT OF TRANSPORTATION

BUDGET SUMMARY - FISCAL YEAR 2007

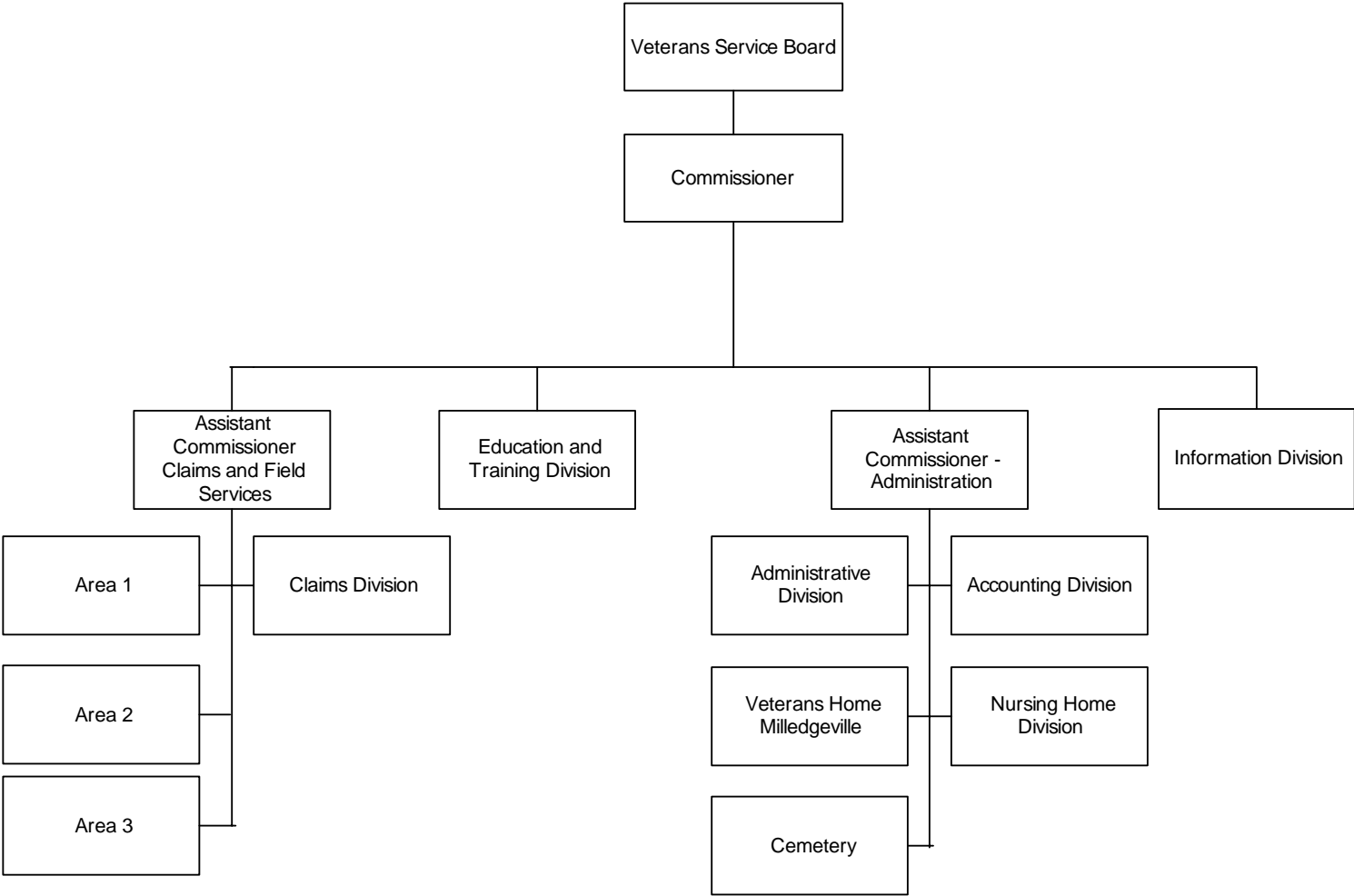
Governor's Recommended Adjustments to the Current Budget	Amounts
--	---------

CAPITAL OUTLAY SUMMARY - FISCAL YEAR 2007

	<u>Yr.</u>	<u>Principal</u>	<u>Debt Service</u>
Department of Transportation			
1. Fund freight rail track rehabilitation, Vidalia.	20	\$550,000	\$46,987
2. Fund freight rail track rehabilitation, Cordele to Cedar Creek.	20	800,000	68,344
TOTAL		\$1,350,000	\$115,331
STATE GENERAL FUNDS			\$17,207,393

DEPARTMENT OF VETERANS SERVICE

ORGANIZATIONAL CHART



DEPARTMENT OF VETERANS SERVICE

Roles and Responsibilities:

The Department of Veterans Service serves more than 775,000 Georgia veterans, their dependents, and beneficiaries in all matters pertaining to veterans' affairs. Since all veterans' benefits must be applied for, the major activities of the department generally consist of informing veterans and their families about all available state and federal benefits and directly assisting and advising them in obtaining those benefits to which they are entitled.

VETERANS ASSISTANCE

The first priority in the department's mission of Veterans Assistance is accomplished with a claims staff, field offices, an information division and a central office. The claims staff processes claims and appeals of Georgia veterans. The field offices, located throughout the state, provide direct assistance to veterans at the local level. Department field office representatives provide counsel and assistance in gathering documentation and information required to process a claim. The Information Division keeps Georgia veterans informed about issues and their possible impact. The Central Office manages and supports all administrative requirements.

STATE VETERANS NURSING HOMES

The Department operates two State veterans' nursing homes:

- The Georgia War Veterans Home, Milledgeville, is a 550-bed facility licensed to provide skilled nursing and domiciliary care to eligible Georgia war veterans. It consists of three skilled nursing care buildings, a domiciliary, and an Alzheimer's Care facility.
- The Georgia War Veterans Nursing Home is a 192-bed skilled nursing care facility located adjacent to the Medical College of Georgia Hospital and the U.S. Department of Veterans Affairs Medical Center in Augusta. In addition to providing care for eligible Georgia war veterans, the Georgia War Veterans Nursing Home serves as a teaching facility to acquaint medical and allied health students with medical conditions and diseases that confront the elderly.

GEORGIA VETERANS MEMORIAL CEMETERY

The Georgia Veterans Memorial Cemetery is located in Milledgeville and will eventually be a final resting place for more than 100,000 Georgia veterans, their spouses and their dependents.

A second State veterans' cemetery will be constructed in Glennville, Georgia by the summer of 2007.

VETERANS EDUCATION ASSISTANCE

As the state-approving agency for the federally sponsored Veterans Education Assistance Program, the department is responsible for approving and supervising all institutions (including public and private schools and establishments offering on-the-job training and apprenticeship programs) in Georgia, which participate in this program. In addition to approving these institutions, the Department of Veterans Service also inspects them regularly to ensure that all criteria for continued approval are met. This function is 100% federally funded and is staffed with eight employees.

GOVERNING AND RESPONSIBILITIES

The seven-member Veterans Service Board appointed by the Governor, and confirmed by the Senate, governs the Department of Veterans Service. The day-to-day operation of the department is the responsibility of a Commissioner who is appointed by the Board for a four-year term.

AUTHORITY

Title 38-4, Official Code of Georgia Annotated; Chapter 36, Title 38, United States Code.

DEPARTMENT OF VETERANS SERVICE

DEPARTMENT BUDGET FINANCIAL SUMMARY BY PROGRAM - FISCAL YEAR 2007

Program / Fund Sources	FY 2007 Agency Request Total	FY 2007 Governor's Recommendation						Total
		FY 2006 Current Budget	Redistribution	Reductions	Enhancements	Other Adjustments	Total Changes	
Administration								
Federal Funds	\$79,875	\$79,875				\$1,494	\$1,494	\$81,369
State General Funds	590,276	676,034			(\$38,879)	27,469	(11,410)	664,624
Total	670,151	755,909			(38,879)	28,963	(9,916)	745,993
Georgia Veterans Memorial Cemetery								
Federal Funds	9,558							
State General Funds	393,276	297,683			98,267	10,233	108,500	406,183
Total	402,834	297,683			98,267	10,233	108,500	406,183
Georgia War Veterans Nursing Home - Milledgeville								
Federal Funds	7,225,135	7,225,135						7,225,135
State General Funds	10,684,728	10,392,240			775,873		775,873	11,168,113
Total	17,909,863	17,617,375			775,873		775,873	18,393,248
Georgia War Veterans Nursing Home - Augusta								
Federal Funds	3,104,750	3,104,750						3,104,750
State General Funds	4,657,621	4,437,230				98,309	98,309	4,535,539
Total	7,762,371	7,541,980				98,309	98,309	7,640,289
Veterans Benefits								
Federal Funds	\$574,391	\$574,391				3,366	3,366	577,757
State General Funds	5,692,358	5,537,168		(\$11,920)	38,879	206,447	233,406	5,770,574
Total	6,266,749	6,111,559		(11,920)	38,879	209,813	236,772	6,348,331
TOTAL FUNDS	\$33,011,968	\$32,324,506	\$0	(\$11,920)	\$874,140	\$347,318	\$1,209,538	\$33,534,044
<u>Less:</u>								
Federal Funds	10,993,709	10,984,151				4,860	4,860	10,989,011
State General Funds	22,018,259	21,340,355		(11,920)	874,140	342,458	1,204,678	22,545,033

DEPARTMENT OF VETERANS SERVICE

DEPARTMENT BUDGET FINANCIAL SUMMARY BY PROGRAM - FISCAL YEAR 2007

Program / Fund Sources	FY 2007 Agency Request Total	FY 2007 Governor's Recommendation						Total Changes	Total
		FY 2006 Current Budget	Redistribution	Reductions	Enhancements	Other Adjustments			
TOTAL STATE FUNDS	\$22,018,259	\$21,340,355	\$0	(\$11,920)	\$874,140	\$342,458	\$1,204,678	\$22,545,033	

DEPARTMENT OF VETERANS SERVICES

DEPARTMENT BUDGET FINANCIAL SUMMARY BY OBJECT CLASS - FISCAL YEAR 2007

Object Classes / Fund Sources	FY 2007 Agency Request Total	FY 2004 Expenditures	FY 2005 Expenditures	FY 2007 Governor's Recommendations		
				FY 2006 Current Budget	Changes	Total
Personal Services	\$6,170,549	\$5,556,705	\$5,399,877	\$6,100,113	\$322,645	\$6,422,758
Regular Operating Expenses	384,439	418,022	347,953	278,909		278,909
Travel	122,400	102,991	106,794	152,400		152,400
Motor Vehicle Purchases	38,000					
Equipment	107,279	98,473	100,765	93,822	8,825	102,647
Computer Charges	30,724	409	2,842	30,724		30,724
Real Estate Rentals	187,925	211,766	212,299	211,765	12,711	224,476
Telecommunications	82,664	81,670	83,238	82,664		82,664
Per Diem and Fees	20,994	24,350	20,560	19,994		19,994
Contracts	17,909,683	18,193,726	18,126,956	17,617,375	767,048	18,384,423
Payments to Medical College of Georgia (GWVNH-Augusta)	7,762,371	8,539,717	8,233,004	7,541,980	98,309	7,640,289
Regular Operating Expenses/Projects and Insurance	194,760	193,842	298,878	194,760		194,760
TOTAL FUNDS	\$33,011,788	\$33,421,671	\$32,933,166	\$32,324,506	\$1,209,538	\$33,534,044
<u>Less:</u>						
Other Funds			\$41,347			
Federal Funds	\$10,993,709	\$11,611,561	11,974,865	\$10,984,151	\$4,860	\$10,989,011
Subtotal	\$10,993,709	\$11,611,561	\$12,016,212	\$10,984,151	\$4,860	\$10,989,011
State General Funds	22,018,259	21,810,110	20,916,954	21,340,355	1,204,678	22,545,033
TOTAL STATE FUNDS	\$22,018,259	\$21,810,110	\$20,916,954	\$21,340,355	\$1,204,678	\$22,545,033
Positions	134	129	129	129	5	134
Motor Vehicles	8	4	4	5		5

DEPARTMENT OF VETERANS SERVICE

PROGRAM BUDGET SUMMARY - FISCAL YEAR 2007

Program Budgets	FY 2006 Current Budget			FY 2007 Governor's Recommendations		
	State Funds	Federal and Other Funds	Total	State Funds	Federal and Other Funds	Total
Administration	\$676,034	\$79,875	\$755,909	\$664,624	\$81,369	\$745,993
Georgia Veterans Memorial Cemetery	297,683		297,683	406,183		406,183
Georgia War Veterans Home - Milledgeville	10,392,240	7,225,135	17,617,375	11,168,113	7,225,135	18,393,248
Georgia War Veterans Nursing Home - Augusta	4,437,230	3,104,750	7,541,980	4,535,539	3,104,750	7,640,289
Veterans Benefits	5,537,168	574,391	6,111,559	5,770,574	577,757	6,348,331
TOTAL FUNDS	\$21,340,355	\$10,984,151	\$32,324,506	\$22,545,033	\$10,989,011	\$33,534,044

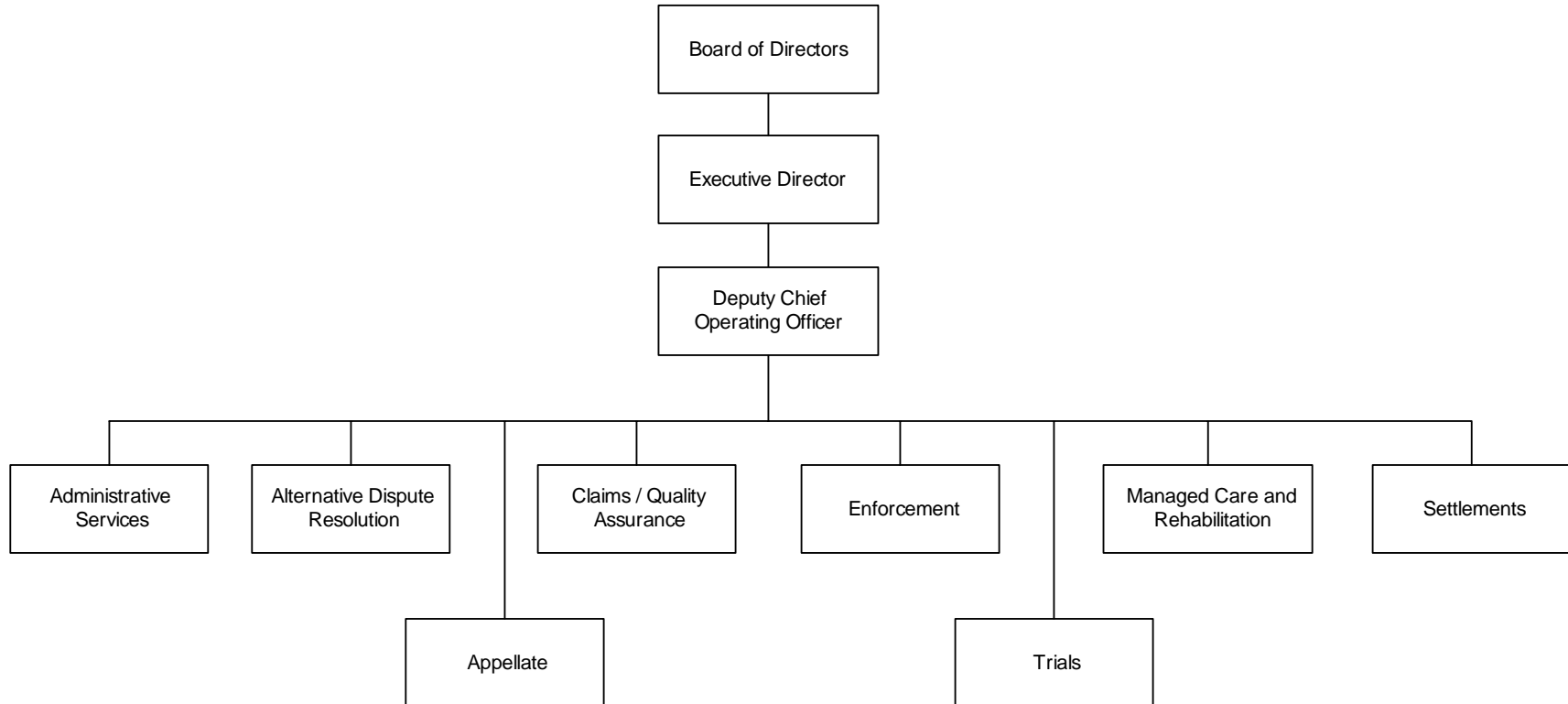
DEPARTMENT OF VETERANS SERVICES

BUDGET SUMMARY - FISCAL YEAR 2007

Governor's Recommended Adjustments to the Current Budget	Amounts
FY 2006 STATE GENERAL FUND APPROPRIATIONS	\$21,340,355
Department of Veterans Services	
1. Annualize the cost of the FY 2006 salary adjustment (\$98,140) and provide for a salary increase in FY 2007 of up to 4% effective January 1, 2007 (\$103,050).	\$201,190
2. Increase funds to reflect an adjustment in the employer share of State Health Benefit Plan premiums from 14.20% to 16.713%.	105,833
3. Increase funds to reflect an adjustment in the Workers' Compensation premiums.	10,804
4. Provide for an adjustment to the Georgia Building Authority (GBA) real estate rental rate for office space.	24,631
5. Reduce real estate rentals for the Savannah field office in the Veteran Benefits program.	(11,920)
6. Increase contracts to re-open the 2nd floor of the Vinson Building at the Georgia War Veterans Home in Milledgeville.	767,048
7. Increase personal services for start-up funding of 5 positions at the Georgia Veterans Memorial Cemetery in Glennville.	98,267
8. Replace 5 hospital beds at the Georgia War Veterans Home in Milledgeville.	8,825
TOTAL NET STATE GENERAL FUND ADJUSTMENTS	\$1,204,678
TOTAL STATE GENERAL FUNDS RECOMMENDED	\$22,545,033

STATE BOARD OF WORKERS' COMPENSATION

ORGANIZATIONAL CHART



STATE BOARD OF WORKERS' COMPENSATION

Roles and Responsibilities:

WORKERS' COMPENSATION LAW

Most Georgia employees are covered by the state's workers' compensation law. Since passage of this law, employees may now gain benefits from employers when injured on the job. The law ensures employees certain benefits paid to them as a result of on-the-job injuries. The same law also provides employers with a form of limited liability from these injuries.

The state's workers' compensation law applies to all employers that have at least 3 full-time, part-time, or seasonal employees. Some categories of workers are exempt, however, including: federal employees, railroad workers, farmers, domestic servants, business partners, independent contractors, and some corporate officers.

The state created the State Board of Workers' Compensation to oversee the workers' compensation law. The board may create rules, regulations, and policies to enforce this area of law. The board is also vested with the responsibility of conducting training seminars that educate employers, employees, insurers, self-insurers, physicians, and rehabilitation suppliers about workers' compensation law changes and other related issues.

If either the employer or an employee involved in a workers' compensation claim wishes to contest the facts involved in the case, an administrative law judge under the board or a board mediator may be used to settle the issue. Either party disagreeing with this ruling may appeal the decision through the appellate division, state superior or appellate courts; however, that avenue may only be used to debate points of law, not facts of a case.

ORGANIZATIONAL STRUCTURE

The board consists of three directors, 1 of which is the chair, and all are appointed by the Governor. The directors promulgate workers' compensation regulations, and develop workers' compensation policy. They also hear appeals of administrative law judges' decisions and render rulings on appeals, and approve and submit budget requests for the agency.

The executive director/chief operating officer oversees the operations of the board. The executive director also provides management supervision, makes presentations to various groups as requested, assists the directors as needed, and acts as peer review of medical services.

The Alternative Dispute Resolution Division mediates appropriate issues, issues orders, and makes presentations to various groups as requested.

The Appellate Division researches cases that are appealed to the board, recommends appropriate action, receives and processes documents regarding appealed cases, and sets calendars for appellate hearings.

The Claims/Quality Assurance Division maintain the file room and filing system, screen requests for hearings, operate the mailroom, process mail and forward files and mail to divisions, locate files and resolve problems caused by duplicate files, code and enters data, and perform quality assurance reviews of insurers and self-insurers.

The Enforcement Division investigates incidents of non-compliance and incidents alleging fraud, maintains information

on employers' insurance coverage, and makes presentations to various groups regarding fraud/compliance.

The Trials Division holds formal hearings, and makes presentations to various groups as requested.

The Managed Care and Rehabilitation Division processes requests for rehabilitation services, performs quality assurance reviews of rehabilitation suppliers, holds conferences to resolve disputes, reviews and approves rehabilitation plans, reviews applications of managed care organizations, and registers rehabilitation suppliers.

The Settlements Division reviews and processes stipulated settlements and requests for advances.

AUTHORITY

Title 34-9, Official Code of Georgia Annotated.

STATE BOARD OF WORKERS' COMPENSATION

DEPARTMENT BUDGET FINANCIAL SUMMARY BY PROGRAM - FISCAL YEAR 2007

Program / Fund Sources	FY 2007 Agency Request Total	FY 2007 Governor's Recommendation						Total	
		FY 2006 Current Budget	Redistribution	Reductions	Enhancements	Other Adjustments	Total Changes		
Administer the Workers' Comp Laws									
State General Funds	\$9,807,636	\$9,366,793	\$179,293				\$355,360	\$534,653	\$9,901,446
Total	9,807,636	9,366,793					355,360	534,653	9,901,446
Administration									
Other Funds	120,000	240,000		(\$120,000)				(120,000)	120,000
State General Funds	6,304,927	6,330,487	(179,293)				47,959	(131,334)	6,199,153
Total	6,424,927	6,570,487	(179,293)	(120,000)			47,959	(251,334)	6,319,153
TOTAL FUNDS	\$16,232,563	\$15,937,280	\$0	(\$120,000)	\$0		\$403,319	\$283,319	\$16,220,599
<u>Less:</u>									
Other Funds	\$120,000	\$240,000		(\$120,000)				(\$120,000)	\$120,000
State General Funds	\$16,112,563	\$15,697,280					\$403,319	\$403,319	\$16,100,599
TOTAL STATE FUNDS	\$16,112,563	\$15,697,280	\$0	\$0	\$0		\$403,319	\$403,319	\$16,100,599

STATE BOARD OF WORKERS' COMPENSATION

DEPARTMENT BUDGET FINANCIAL SUMMARY BY OBJECT CLASS - FISCAL YEAR 2007

Object Classes / Fund Sources	FY 2007 Agency Request Total	FY 2004 Expenditures	FY 2005 Expenditures	FY 2007 Governor's Recommendations		
				FY 2006 Current Budget	Changes	Total
Personal Services	\$10,693,496	\$10,015,026	\$9,881,076	\$10,180,759	\$617,938	\$10,798,697
Regular Operating Expenses	492,115	470,115	420,010	470,115		470,115
Travel	150,600	140,600	153,246	140,600	10,000	150,600
Equipment	50,048	44,048	44,048	44,048		44,048
Computer Charges	457,596	3,261,976	398,377	474,596	33,000	507,596
Real Estate Rentals	1,301,555	1,296,009	1,233,174	1,276,009		1,276,009
Telecommunications	176,580	176,744	194,245	176,580		176,580
Per Diem and Fees	173,100	183,100	169,424	183,100		183,100
Contracts	306,686			366,686	(60,000)	306,686
Payment to State Treasury	2,430,787	1,423,053	2,514,787	2,624,787	(317,619)	2,307,168
TOTAL FUNDS	\$16,232,563	\$17,010,671	\$15,008,387	\$15,937,280	\$283,319	\$16,220,599
<u>Less:</u>						
Other Funds	\$120,000	\$364,000		\$240,000	(\$120,000)	\$120,000
State General Funds	\$16,112,563	\$16,646,671	\$15,008,387	\$15,697,280	\$403,319	\$16,100,599
TOTAL STATE FUNDS	\$16,112,563	\$16,646,671	\$15,008,387	\$15,697,280	\$403,319	\$16,100,599
Positions	166	166	166	166		166
Motor Vehicles	1	1	1	1		1

STATE BOARD OF WORKERS' COMPENSATION

PROGRAM BUDGET SUMMARY - FISCAL YEAR 2007

Program Budgets	FY 2006 Current Budget			FY 2007 Governor's Recommendations		
	State Funds	Federal and Other Funds	Total	State Funds	Federal and Other Funds	Total
Administer the Workers' Comp Laws	\$9,366,793		\$9,366,793	\$9,901,446		\$9,901,446
Administration	6,330,487	\$240,000	6,570,487	6,199,153	\$120,000	6,319,153
TOTAL	\$15,697,280	\$240,000	\$15,937,280	\$16,100,599	\$120,000	\$16,220,599

STATE BOARD OF WORKERS' COMPENSATION

BUDGET SUMMARY - FISCAL YEAR 2007

Governor's Recommended Adjustments to the Current Budget	Amounts
FY 2006 STATE GENERAL FUND APPROPRIATIONS	\$15,697,280
State Board of Workers' Compensation	
1. Annualize the cost of the FY 2006 salary adjustment (\$95,474) and provide for a salary increase in FY 2007 of up to 4% effective January 1, 2007 (\$102,515).	\$197,989
2. Increase funds to reflect an adjustment in the Workers' Compensation premiums.	12,635
3. Increase funds to reflect an adjustment in the employer share of State Health Benefit Plan premiums from 14.20% to 16.713%.	192,695
4. Reflect other funds reduction in the Administrative program.	Yes
5. Redirect funds from contracts (\$60,000) and Payments to State Treasury (\$317,619) to 5 vacant positions (\$334,619), travel (\$10,000), and purchase tracking software (\$33,000).	Yes
TOTAL NET STATE GENERAL FUND ADJUSTMENTS	\$403,319
TOTAL STATE GENERAL FUNDS RECOMMENDED	\$16,100,599

GENERAL OBLIGATION DEBT SINKING FUND

DEPARTMENT BUDGET FINANCIAL SUMMARY - FISCAL YEAR 2007

Budget Classes / Fund Sources	FY 2007 Agency Request Total	FY 2004 Expenditures	FY 2005 Expenditures	FY 2007 Governor's Recommendations		
				FY 2006 Current Budget	Changes	Total
General Obligation Debt Sinking Fund (Issued)						
State General Funds	\$570,040,628	\$624,479,942	\$551,344,198	\$699,197,751	(\$129,157,123)	\$570,040,628
Motor Fuel Tax Funds	155,000,000	51,000,000	92,542,936	155,000,000		155,000,000
Subtotal	<u>\$725,040,628</u>	<u>\$675,479,942</u>	<u>\$643,887,134</u>	<u>\$854,197,751</u>	<u>(\$129,157,123)</u>	<u>\$725,040,628</u>
General Obligation Debt Sinking Fund (New)						
State General Funds	\$141,313,984			\$50,197,429	\$91,116,555	\$141,313,984
Motor Fuel Tax Funds				30,620,000	(30,620,000)	0
Subtotal	<u>\$141,313,984</u>	<u>\$0</u>	<u>\$0</u>	<u>\$80,817,429</u>	<u>\$60,496,555</u>	<u>\$141,313,984</u>
TOTAL STATE FUNDS	\$866,354,612	\$675,479,942	\$643,887,134	\$935,015,180	(\$68,660,568)	\$866,354,612

GENERAL OBLIGATION BONDS GROUPED BY POLICY AREA

GOVERNOR'S RECOMMENDED BOND PROJECTS - FISCAL YEAR 2007

GENERAL OBLIGATION BOND PROJECTS	Term	Principal	Debt Service
----------------------------------	------	-----------	--------------

FY 2006 STATE APPROPRIATIONS

\$935,015,180

Existing Obligations

1. Decrease debt service for existing obligation on issued bonds.			(\$129,078,823)
2. Adjust debt service for Motor Fuel Tax Funds for transportation related bonds.			(30,620,000)
3. Repeal the authorization of \$900,000 in 20-year bonds for the Traditional Industries Program research equipment.			(78,300)
TOTAL EXISTING OBLIGATIONS			(\$159,777,123)

NEW ISSUES

The Governor recommends \$91,116,555 in additional debt service payments to authorize the following projects:

Educated Georgia

Department of Education

1. Authorize regular funding for local school construction.	20	\$107,980,000	\$9,224,731
2. Authorize exceptional growth funding for local school construction.	20	147,355,000	12,588,538
3. Authorize regular advance funding for local school construction.	20	120,535,000	10,297,305
4. Authorize low wealth funding for local school construction.	20	6,890,000	588,613
5. Purchase vocational and agricultural equipment for new schools.	5	13,720,000	3,128,160
6. Purchase school buses.	10	50,000,000	6,400,000
Subtotal		\$446,480,000	\$42,227,347

Board of Regents, University System of Georgia

1. Fund statewide major renovations and rehabilitation.	S	20	\$68,240,000	\$5,829,743
2. Construct a Teaching Laboratory Building, Georgia State University.		20	37,500,000	3,203,625
3. Design and construct a campus-wide Infrastructure & Huntington Hall Stabilization, Fort Valley State University.	S	20	3,900,000	333,177
4. Design and construct an Infrastructure-Utilities Corridor & Road, East Georgia College.	S	20	1,400,000	119,602
5. Design, construct, and purchase equipment for the Student Center Addition, Gainesville College.		20	5,000,000	427,150
6. Design, construct, and purchase equipment for the renovation of Social Science, Library, & Wilson Buildings, Kennesaw State University.	S	20	4,900,000	418,607

GENERAL OBLIGATION BONDS GROUPED BY POLICY AREA

GOVERNOR'S RECOMMENDED BOND PROJECTS - FISCAL YEAR 2007

GENERAL OBLIGATION BOND PROJECTS	Term	Principal	Debt Service
7. Fund design and construction for the renovation of historic Hill Hall, Savannah State University.	S 20	3,800,000	324,634
8. Design, construct, and purchase equipment for the renovation of the historic Education Building, North Georgia College & State University.	S 20	4,700,000	401,521
9. Design, construct, and purchase equipment for the renovation and addition to the Callaway Building, University of West Georgia.	S 20	4,700,000	401,521
10. Fund Georgia Research Alliance R&D infrastructure for research universities.	5	21,500,000	4,902,000
11. Complete the design, construction, and equipment for the Nanotechnology Research Center Building, Georgia Institute of Technology.	20	38,000,000	3,246,340
12. Design, construct, and purchase equipment for the Marine Bioscience Research and Instructional Center, Skidaway Institute of Oceanography.	20	5,000,000	427,150
13. Design, construct, and purchase equipment for the addition to Building A, Waycross College.	20	2,300,000	196,489
14. Design, construct, and purchase equipment for the addition to Burnett Hall for a Leadership Hall, Armstrong Atlantic State University.	20	5,000,000	427,150
15. Design, construct, and purchase equipment for the a new academic building located at the Whitfield Career Academy, Dalton State College.	20	4,650,000	397,250
16. Design, construct, and purchase equipment for the addition to Herty Hall, Georgia College and State University.	20	4,850,000	414,336
17. Design, construct, and purchase equipment for the Animal and Dairy Livestock Facility in Oglethorpe County, University of Georgia.	20	5,000,000	427,150
18. Construct the new Epheaus Public Library, West Georgia Regional Library System, Heard County.	20	650,000	55,530
19. Construct the new Headquarters Library, East Central Georgia Regional Library System, Richmond County.	20	2,000,000	170,860
20. Construct the new Post Road Branch Library, Forsyth County Public Library System, Forsyth County.	20	2,000,000	170,860
21. Construct the new Hamilton Mill Branch Library, Gwinnett County Public Library System, Gwinnett County.	20	2,000,000	170,860
22. Purchase research equipment for the Traditional Industries Program.	5	900,000	205,200
Subtotal		\$227,990,000	\$22,670,754
Department of Technical and Adult Education			
1. Purchase equipment related to facility construction projects at Heart of Georgia Technical College, Southeastern Technical College, Augusta Technical College, and West Georgia Technical College.	5	\$7,660,000	\$1,746,480
2. Design and construct the Allied Health Building, Okefenokee Technical College.	20	10,300,000	879,929
3. Design and construct the Technology Building, Savannah Technical College.	20	15,325,000	1,309,215
4. Design and construct the Classroom Building, Forsyth County Campus, Lanier Technical College.	20	11,170,000	954,253

GENERAL OBLIGATION BONDS GROUPED BY POLICY AREA

GOVERNOR'S RECOMMENDED BOND PROJECTS - FISCAL YEAR 2007

GENERAL OBLIGATION BOND PROJECTS	Term	Principal	Debt Service
5. Design and construct the Classroom Building, Paulding County Campus, Chattahoochee Technical College.	20	11,255,000	961,515
6. Design and construct the Classroom Building, Douglasville Campus, West Central Technical College.	20	4,995,000	426,723
7. Design, construct, and purchase equipment for the Commercial Truck Driving and Fire Science Building, Ogeechee Technical College.	20	1,620,000	138,397
8. Design, construct, and purchase equipment for the renovation of the Alma Center, Alma Campus, Okefenokee Technical College.	20	2,115,000	180,684
Subtotal		\$64,440,000	\$6,597,195
TOTAL \$91,640,000 for Asset Stewardship (S)		\$738,910,000	\$71,495,296

Healthy Georgia

Department of Human Resources

1. Fund life safety and HVAC renovations at the Powell Building, Central State Hospital.	S	20	\$980,000	\$83,721
2. Fund facility electrical code compliance upgrades, Allen Building, Central State Hospital.	S	20	3,005,000	256,717
3. Replace air handlers in surgery area, Kidd Building, Central State Hospital.	S	20	375,000	32,036
4. Fund HVAC replacement, and plumbing and mechanical system replacement, Freeman Building, Central State Hospital.	S	20	5,560,000	474,991
5. Install building communication system in 5 buildings, water system upgrades, and completion of steam plant upgrades at Central State Hospital.	S	20	2,775,000	237,068
6. Fund facility roof replacement and boiler replacement, Savannah Regional Hospital.	S	20	2,535,000	216,565
7. Replace kitchen equipment, East Central Regional Hospital, and laundry equipment East Central Regional Hospital, Gracewood .	S	5	725,000	165,300
8. Fund roof replacement and flooring replacement, East Central Regional Hospital, Gracewood.	S	20	3,290,000	281,065
9. Renovate Building #15, construct small warehouse, and roof replacement, Atlanta Regional Hospital.	S	20	2,580,000	220,409
10. Replace laundry equipment, Northwest Regional Hospital.	S	5	135,000	30,780
Subtotal			\$21,960,000	\$1,998,653
TOTAL \$21,960,000 for Asset Stewardship (S)			\$21,960,000	\$1,998,653

GENERAL OBLIGATION BONDS GROUPED BY POLICY AREA

GOVERNOR'S RECOMMENDED BOND PROJECTS - FISCAL YEAR 2007

GENERAL OBLIGATION BOND PROJECTS	Term	Principal	Debt Service
----------------------------------	------	-----------	--------------

Safe Georgia

Department of Corrections

1. Fund minor construction at various locations.	S	20	\$4,515,000	\$385,716
2. Fund Central repairs at various locations.	S	5	1,780,000	405,840
3. Fund portal security enhancement equipment at various facilities.	S	5	3,500,000	798,000
4. Fund security sliding docking device renovations at various locations.	S	5	2,000,000	456,000
5. Fund door and window frame replacements at multiple locations.	S	5	400,000	91,200
6. Fund lock and control system for Lee State prison.	S	5	300,000	68,400
7. Fund security hardening at Washington State prison.	S	20	1,200,000	102,516
8. Fund renovations for Headquarters and Training Academy relocation to Monroe County.	S	20	7,500,000	640,725
Subtotal			\$21,195,000	\$2,948,397

Department of Defense

1. Renovate and improve various armory facilities statewide.	S	20	\$1,715,000	\$146,512
Subtotal			\$1,715,000	\$146,512

Department of Juvenile Justice

1. Fund major repairs at various facilities statewide.	S	5	\$5,270,000	\$1,201,560
2. Fund minor construction and renovations at various facilities statewide.	S	5	5,485,000	1,250,580
Subtotal			\$10,755,000	\$2,452,140

TOTAL

\$33,665,000 for Asset Stewardship (S)

			\$33,665,000	\$5,547,050
--	--	--	--------------	-------------

Best Managed State

Georgia Environmental Facilities Authority

1. Provide low interest loans for local water and sewer construction projects.	S	20	\$47,000,000	\$4,015,210
2. Provide matching funds for the clean water construction loan program.	S	20	9,000,000	768,870
3. Provide matching funds for the drinking water construction loan program.	S	20	3,500,000	299,005
4. Fund corrective construction work of state owned fuel storage tanks.	S	20	6,000,000	512,580
Subtotal			\$65,500,000	\$5,595,665

GENERAL OBLIGATION BONDS GROUPED BY POLICY AREA

GOVERNOR'S RECOMMENDED BOND PROJECTS - FISCAL YEAR 2007

GENERAL OBLIGATION BOND PROJECTS	Term	Principal	Debt Service
State Forestry Commission			
1. Purchase various statewide capital equipment for statewide use.	S 5	\$3,035,000	\$691,980
2. Fund major repairs and renovations statewide.	S 5	1,000,000	228,000
Subtotal		\$4,035,000	\$919,980
Department of Labor			
1. Fund roof replacement of various buildings at Roosevelt Warm Springs Institute.	S 5	\$1,070,000	\$243,960
2. Upgrade the sprinkler and fire alarm system improvement program at various facilities statewide.	S 5	1,400,000	319,200
Subtotal		\$2,470,000	\$563,160
Department of Natural Resources			
1. Construct and purchase equipment for the Suwannee River Eco-Lodge meeting facility.	20	\$2,000,000	\$170,860
2. Fund North Georgia lodge renovations at Amicalola Falls, Unicoi, and Red Top Mountain state parks.	S 5	1,000,000	228,000
3. Complete state funding for the Hardman Farm restoration.	S 20	2,000,000	170,860
Subtotal		\$5,000,000	\$569,720
Department of Revenue			
1. Continue funding for procurement of an integrated tax system.	5	\$3,000,000	\$684,000
Subtotal		\$3,000,000	\$684,000
TOTAL		\$80,005,000	\$8,332,525
<i>\$67,005,000 for Asset Stewardship (S)</i>			
Growing Georgia			
Department of Economic Development			
1. Provide funding for the Columbus Trade Center.	20	\$11,000,000	\$939,730
Subtotal		\$11,000,000	\$939,730

GENERAL OBLIGATION BONDS GROUPED BY POLICY AREA

GOVERNOR'S RECOMMENDED BOND PROJECTS - FISCAL YEAR 2007

GENERAL OBLIGATION BOND PROJECTS	Term	Principal	Debt Service												
Georgia Ports Authority															
1. Complete construction of the Container Berth 8 project in Savannah.	20	\$15,900,000	\$1,358,337												
2. Complete construction of the deepening of the Brunswick harbor.	S 20	3,200,000	273,376												
Subtotal		<u>\$19,100,000</u>	<u>\$1,631,713</u>												
Georgia World Congress Center															
1. Fund various facility renovation projects.	S 20	\$5,425,000	\$463,458												
Subtotal		<u>\$5,425,000</u>	<u>\$463,458</u>												
Georgia State Financing and Investment Commission															
1. Fund statewide ADA related facility accessibility improvements.	S 5	\$2,600,000	\$592,800												
Subtotal		<u>\$2,600,000</u>	<u>\$592,800</u>												
Department of Transportation															
1. Fund freight rail track rehabilitation, Vidalia	S 20	\$550,000	\$46,987												
2. Fund freight rail track rehabilitation, Cordele to Cedar Creek.	S 20	800,000	68,344												
Subtotal		<u>\$1,350,000</u>	<u>\$115,331</u>												
TOTAL		<u>\$39,475,000</u>	<u>\$3,743,031</u>												
<i>\$12,575,000 for Asset Stewardship (S)</i>															
TOTAL NEW ISSUES		<u>\$914,015,000</u>	<u>\$91,116,555</u>												
<i>Total of \$234,845,000 for Asset Stewardship (S)</i>															
TOTAL STATE FUNDS			\$866,354,612												
<table style="width: 100%; border-collapse: collapse;"> <tr> <td style="text-align: right;">Total FY 2007 5-year bond projects</td> <td style="text-align: right;">\$76,480,000</td> <td style="text-align: right;">\$17,437,440</td> </tr> <tr> <td style="text-align: right;">Total FY 2007 10-year bond projects</td> <td style="text-align: right;">50,000,000</td> <td style="text-align: right;">6,400,000</td> </tr> <tr> <td style="text-align: right;">Total FY 2007 20-year bond projects</td> <td style="text-align: right;">787,535,000</td> <td style="text-align: right;">67,279,115</td> </tr> <tr> <td style="text-align: right;">Total FY 2007 recommended bond projects</td> <td style="text-align: right;"><u>\$914,015,000</u></td> <td style="text-align: right;"><u>\$91,116,555</u></td> </tr> </table>				Total FY 2007 5-year bond projects	\$76,480,000	\$17,437,440	Total FY 2007 10-year bond projects	50,000,000	6,400,000	Total FY 2007 20-year bond projects	787,535,000	67,279,115	Total FY 2007 recommended bond projects	<u>\$914,015,000</u>	<u>\$91,116,555</u>
Total FY 2007 5-year bond projects	\$76,480,000	\$17,437,440													
Total FY 2007 10-year bond projects	50,000,000	6,400,000													
Total FY 2007 20-year bond projects	787,535,000	67,279,115													
Total FY 2007 recommended bond projects	<u>\$914,015,000</u>	<u>\$91,116,555</u>													

(This page intentionally left blank)

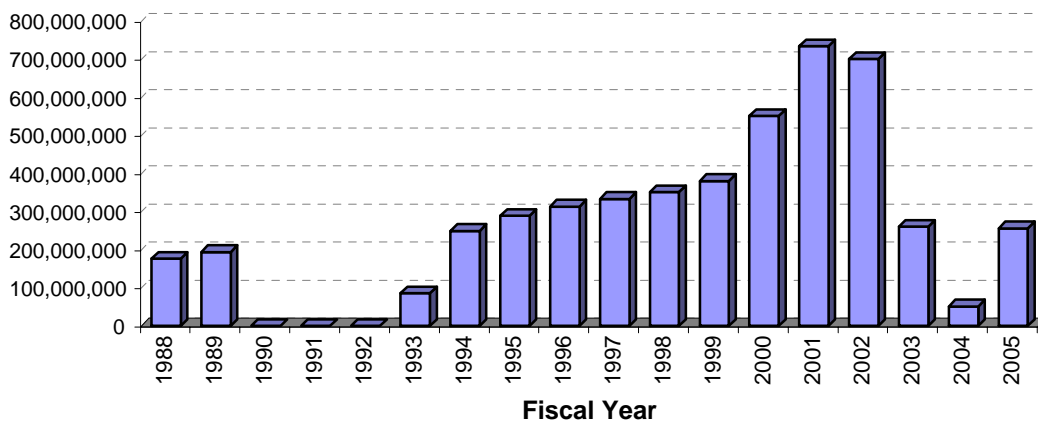


REVENUE SHORTFALL RESERVE

The 1976 session of the General Assembly created the initial Revenue Shortfall Reserve in lieu of the Working Reserve. This reserve acts as a savings account or "rainy day" fund for the state should revenue collections decline unexpectedly or uncontrollably. The reserve cannot exceed 10% of the previous fiscal year's net revenue. For each fiscal year, the General Assembly may appropriate from this fund an amount up to 1% of the net revenue collections of the preceding fiscal year for funding increased K-12 needs. The Governor has the authority to release funds from the reserve in excess of 4% of the net revenue of the preceding fiscal year. Amounts below do not include any funds used for mid-year K-12 adjustment.

Fiscal Year	Revenue Shortfall Reserve	
1988	\$176,727,306	
1989	194,030,593	
1990	- 0 -	
1991	- 0 -	
1992	- 0 -	
1993	85,537,891	<i>Partially filled</i>
1994	249,484,896	<i>Partially filled</i>
1995	288,769,754	
1996	313,385,534	
1997	333,941,806	
1998	351,545,470	
1999	380,883,294	
2000	551,277,500	<i>Maximum increased from 3% to 4%</i>
2001	734,449,390	<i>Maximum increased from 4% to 5%</i>
2002	700,273,960	
2003	260,600,570	<i>Partially filled</i>
2004	51,577,479	<i>Partially filled</i>
2005	256,664,658	<i>Partially filled</i>

Revenue Shortfall Reserve Amounts

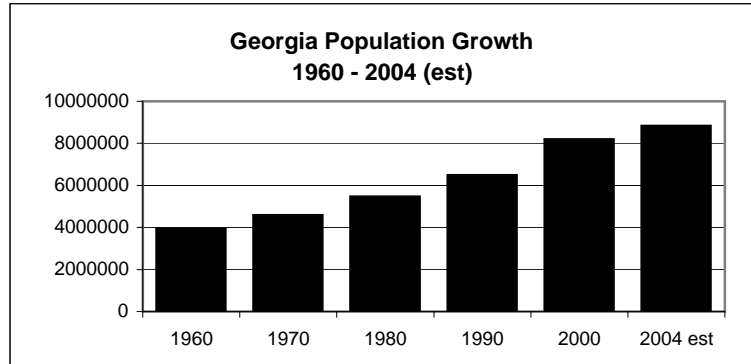


GEORGIA STATISTICS

Socio-Economic Characteristics, Population and Demographics

Georgia Population Growth

1960	3,943,116
1970	4,587,930
1980	5,462,989
1990	6,478,149
2000	8,186,453
2004 est	8,829,383



- ~ Georgia's population more than doubled between 1960 and 2000.
- ~ Georgia grew by almost 642,930 people between 2000 and 2004, more than all but 3 states.
- ~ Georgia's growth of 7.9 percent between 2000 and 2004 was the 5th fastest in the nation.
- ~ Georgia's percentage of minority residents is almost 39.8 percent, higher than all but 7 states.
- ~ Georgia's Hispanic population grew by 32 percent between 2000 and 2004, from 435,277 to 576,113.
- ~ Georgia has a higher percentage of young persons than the national average.
- ~ Georgia has a lower percentage of the population aged 65 and over than all but two states.

<u>Population</u>	<u>Georgia</u>	<u>U.S.</u>	<u>State Rank</u>
Population 2004 Census Estimates	8,829,383	293,655,404	9
% of Population Age 17 and Under	26.4%	25.0%	7
% of Population 65 and Older	9.2%	12.0%	49
% of Population by Race (2004)			
White Only	63.6%	75.6%	46
African American/Black Only	28.7%	12.2%	5
Asian Only	2.8%	4.2%	17
All Other Races/Multiple Races	4.9%	8.0%	42
% of Population Hispanic/Latino	6.7%	14.2%	
% of Population Non-Hispanic White	60.2%	67.4%	44

Rank is based on 1 being the highest

Population Density

In 2000 Georgia had a population density of 141 people per square land mile. Five Georgia counties have 1,000 or more people per square land mile: DeKalb, Fulton, Clayton, Cobb and Gwinnett. Of the ten largest states in population, only Texas has a lower population density than Georgia. In the Southeast, Florida, North Carolina and Virginia have higher populations per square land mile than Georgia.

GEORGIA STATISTICS

Education Characteristics

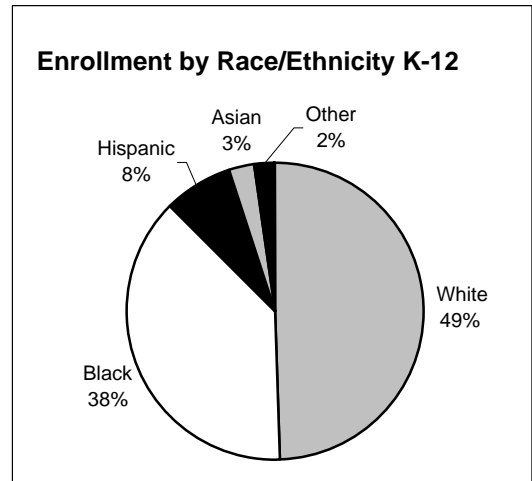
Number of School Districts	180
Post Secondary Institutions	
Board of Regents	34
Technical and Adult Education	33

Georgia 2005 Fall K-12 Enrollment


Enrollment by Race/Ethnicity K-12

White	748,954		49.4%
Black	575,213		38.0%
Hispanic	116,220		7.7%
Asian	39,865		2.6%
Other	35,394		2.3%
Total	1,515,646		100.0%

Percent



Student Eligibility for HOPE Scholarship Awards 2005



Students Receiving HOPE Scholarship Awards

High School Graduates 2005	70,504
Number Eligible for HOPE Scholarship	43,080
Percent Eligible	61.1%

HOPE SCHOLARSHIP PROGRAM TOTALS

1994-2005

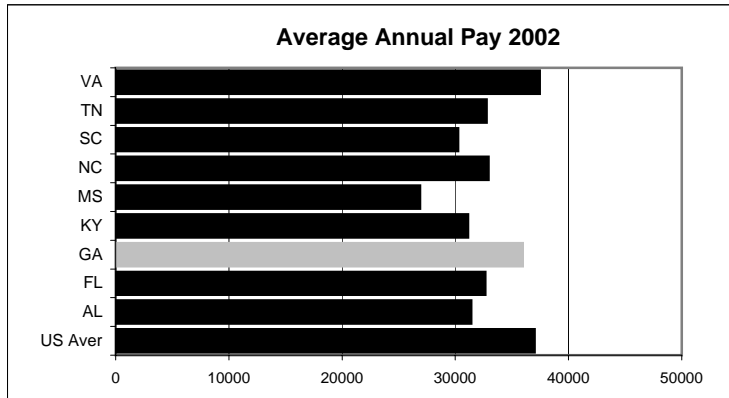
	Number of Awards	Value of Awards
University System	1,616,683	\$1,716,819,519
Technical Colleges	1,917,536	\$642,421,139
Private Colleges and Universities	429,825	\$397,509,418
Total*	756,212	\$2,756,750,076

Numbers of Awards (Dollars Paid to One Student for One Term)

GEORGIA STATISTICS

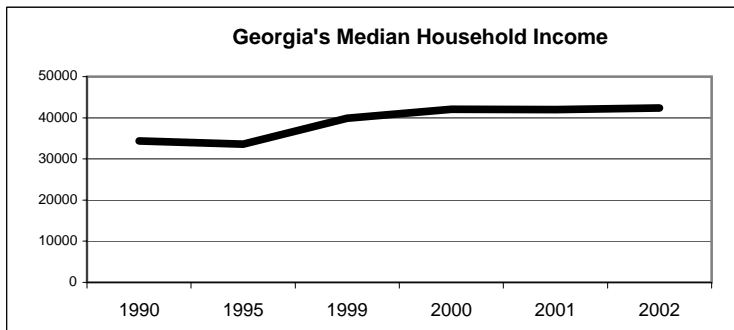
Employment and Income Statistics

- ~ Georgia's median household income of \$42,359 in 2002 was higher than any southern state, except Virginia.
- ~ Georgia per capita income in 2000 was \$30,051, third highest in the South, and 93 percent of the national average.
- ~ Georgia had the second highest average annual pay in the Southeast in 2002



Average Annual Pay 2002

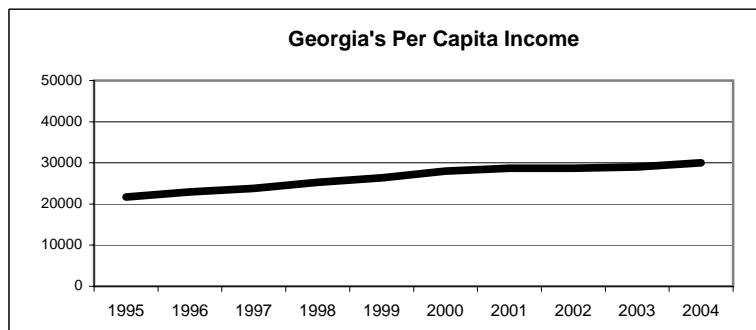
United States Average	\$36,764
Alabama	\$31,163
Florida	\$32,426
Georgia	\$35,734
Kentucky	\$30,904
Mississippi	\$26,665
North Carolina	\$32,689
South Carolina	\$30,003
Tennessee	\$32,531
Virginia	\$37,222



Georgia's Growth in Median Household Income

1990	\$34,372
1995	\$33,623
1999	\$39,910
2000	\$42,057
2001	\$42,006
2002	\$42,359

Georgia Per Capita Income 1995-2004

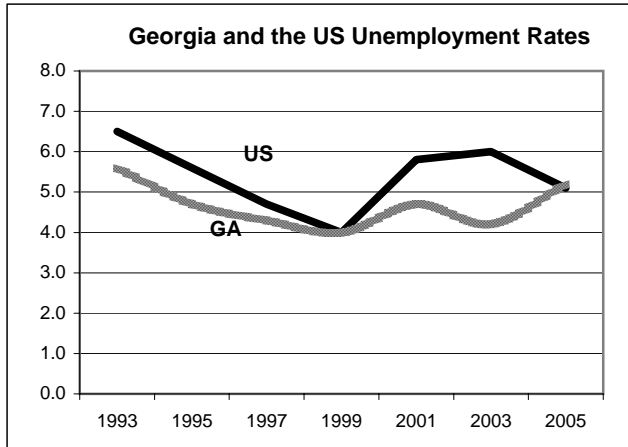


Georgia's Growth in Per Capita Income

1995	\$ 21,677
1996	\$ 22,945
1997	\$ 23,795
1998	\$ 25,279
1999	\$ 26,359
2000	\$ 27,989
2001	\$ 28,675
2002	\$ 28,689
2003	\$ 29,000
2004	\$ 30,051

GEORGIA STATISTICS

Employment and Income Statistics

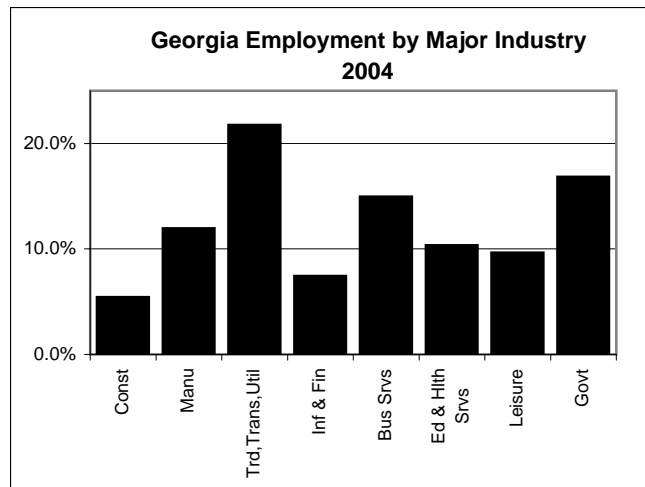


Georgia and United States Unemployment Rates

	US	Georgia
1993	6.5	5.6
1995	5.6	4.7
1997	4.7	4.3
1999	4.0	4.0
2001	5.8	4.7
2003	6.0	4.2
2005	5.1	5.2

Employment by Major Industry 2004

Georgia Total	
Construction	5.2%
Manufacturing	11.7%
Trade, Transportation, Utilities	21.5%
Information & Finance	7.2%
Business Services	14.7%
Education and Health Services	10.1%
Leisure	9.4%
Government	16.6%
note: minor categories not shown	3.6%
	100.0%



Physical Characteristics

Land Area	57,919 Square Miles
Number of Counties	159
Highest Point	Brasstown Bald, 4,784 feet
Lowest Point	Sea Level
Density Per Square Mile (2004)	152
Record High Temperature	112 1952 Louisville
Record Minimum Temperature	-17 1940 CCC Camp F-16
Land Under Public Ownership	4,982 Square Miles (9%)

GLOSSARY

A

ADJUSTED BASE -- The beginning point for development of the state budget for the upcoming fiscal year. The adjusted base consists of the current fiscal year Annual Operating Budget, less non-recurring expenditures, plus the amount to annualize pay for performance.

AGENCY FUNDS -- Funds collected by the various agencies of state government and retained to be spent on agency programs. These funds are estimated in the Governor's Budget Report and the Appropriations Act. The agencies can change the amount of these funds by amendments to the Annual Operating Budget based on actual collections during the year. Also known as Other Funds.

ALCOHOLIC BEVERAGE (DISTILLED SPIRITS) TAX -- A state excise tax of 50 cents per liter upon the first sale, use, or final delivery within the state and an import tax of 50 cents per liter of distilled spirits; an excise tax of 70 cents per liter upon the first sale, use, or final delivery within the state and an import tax of 50 cents per liter on all alcohol.

ALLOTMENT -- The authorization for a state agency to withdraw funds from the state treasury for expenditure. Before each fiscal year begins, agencies must file an annual operating budget plan based on an Appropriations Act. Allotments are requested quarterly based on the plan. Once a quarterly allotment is approved for an agency, that agency can draw funds as needed.

AMENDED BUDGET REPORT -- A document submitted by the Governor to the General Assembly in which the Governor recommends spending changes in the current fiscal year for the agencies of state government. The Amended Budget Report can involve budget additions, budget deletions or transfers of funds within agency object classes. Also known as the "supplemental budget" or the "little budget."

ANNUAL OPERATING BUDGET (AOB) -- A plan for annual expenditures based on the Appropriations Act, by agency and functional budget. The plan details a level of expenditure by object class for a given fiscal year and must be approved by OPB before taking effect.

ANNUAL OPERATING BUDGET AMENDMENT -- Revisions to the annual operating budget, which must be submitted to OPB for approval. Typically, these revisions are due to the receipt of funding that was not included during the appropriations process or transfer of funds from one activity/function to another.

APPROPRIATION -- An authorization by the General Assembly to a state agency to spend, from public funds, a sum of money not in excess of the sum specified for the purposes in the authorization.

APPROPRIATIONS ACT -- Legislation that has been passed by the General Assembly to authorize expenditure of state, federal and other funds during a given fiscal year. While under consideration, it is called an appropriations bill.

ATTACHED AGENCIES -- Smaller agencies are sometimes attached to a larger state agency for "administrative purposes only" to reduce administrative costs by consolidation. These small agencies operate autonomously but receive funding through the larger agency. Authorities by law cannot directly

receive state funds and are attached to budgeted state agencies for any state appropriations that might occur.

ATTRITION -- A means of reducing state employment, especially during economic slowdowns, by eliminating positions as they become vacant rather than filling them with new employees.

AUTHORITY -- A public corporation formed to undertake a state responsibility that operates in a competitive financial and business environment and should be run like a business corporation. Most authorities generate revenue and need to operate without the strict regiment of rules that confine most departments of government. Authorities usually have the power to issue revenue bonds to construct facilities.

B

BUDGET -- A complete financial plan for a specific fiscal year as proposed in the Governor's Budget Report and as modified and adopted by appropriations and revenue acts.

BUDGET ACCOUNTABILITY AND PLANNING ACT -- An Act passed by the 1993 General Assembly that fundamentally changed Georgia's budget process. The Act made accountability and efficiency the driving forces behind budget decisions, as well as the attainment of agreed-upon goals that have been outlined in comprehensive strategic plans for the state and each of its agencies. The requirement for outcome based budgeting is provided through the performance and results measures in Prioritized Program Budgeting. The measure mandated an ongoing review of agency continuation budgets and a more detailed review of expenditures at the individual program level. Procedures and requirements for grant awards by state agencies also were established.

BUDGET CLASS -- See Object Class.

BUDGET CYCLE -- A period of time in which a specific budget is in effect, usually 12 months. See fiscal year for dates applying to state and federal budgets.

BUDGET ESTIMATE -- A statement which accompanies explanations, as required by state law, in which a budget unit states its financial requirements and requests for appropriations. Also known as an agency's budget request, which must be submitted to OPB by September 1 of each year.

BUDGET MESSAGE -- A speech by the Governor to the General Assembly in which the Governor outlines his spending proposals and revenue projections, including recommendations for increasing or decreasing revenues, that are embodied in an accompanying budget document. The formal budget message, dealing primarily with the following year's budget, is made to a joint session during the first week that the Legislature convenes. A speech detailing the Governor's Amended Budget recommendations is made to a joint session of the House and Senate Appropriations Committees during the week before the session.

BUDGET REPORT -- A document that displays all programs, efforts and expenditures that are recommended by the Governor for each agency during a specific fiscal year. The Budget Report includes the Governor's official estimate of state revenue to be collected during the fiscal year and details any surplus, reserve or other funds that are available for

GLOSSARY

expenditure. The fund availability outlined by the Governor determines the size of the budget for any given year. The Budget Report for the upcoming fiscal year is also known as the "big budget," the "outyear budget" and the "Governor's budget." The Amended Budget Report, which recommends changes to the current fiscal year budget, is also known as the "little budget."

BUDGET UNIT -- A department, board, commission, office, institution or other unit of organization that has, under general law, an independent existence and thus is authorized to receive and expend an appropriation. A department or agency may have one or more budget units in the Appropriations Act.

C

CAPITAL OUTLAY -- Funds designated specifically to acquire, construct, renovate or repair public facilities and other assets. These funds may be appropriated in cash - from state general funds, lottery funds or other funds - or be provided through the sale of general obligation bonds or revenue bonds.

CONFERENCE COMMITTEE -- A group of six legislators—three Representatives and three Senators—who are appointed by the presiding officers of the respective houses to reconcile different versions of the appropriations bill and other legislation that have been passed by the House and Senate.

CORPORATE INCOME TAX -- The tax is a non-graduated percentage tax based on a corporation's federal taxable net income. The tax rate is 6% of a corporation's taxable net income attributed to business done in Georgia.

D

DEDICATED FUNDS -- Funds collected from a specific revenue source that must be appropriated for a specific expenditure. An example in Georgia is motor fuel tax funds, which must be constitutionally appropriated for programs related to providing and maintaining an adequate system of public roads and bridges.

DEBT LIMITATION -- The State Constitution places a ceiling on state indebtedness by limiting general obligation bond debt service payments to 10% of net treasury receipts for the prior fiscal year.

E

EMERGENCY FUND -- An appropriation to the Office of the Governor that is set aside for the Governor to provide grants to state agencies to meet emergency needs. Grants from the fund cannot involve a recurring obligation.

ENHANCEMENT FUNDS -- Funding for required services that are above adjusted base level.

ENTITLEMENT PROGRAMS -- Certain programs, usually federal in origin, that provide benefits to individuals based on specific eligibility requirements. Medicaid is the largest entitlement program operated by the state.

ESTATE (INHERITANCE) TAX -- Based on the value of the estate of residents as required to be reported for federal tax purposes. The tax is the amount equal to the amount allowable as a credit for state tax credits under the Internal Revenue Code.

F

FEDERAL FUNDS -- Funding from the federal government to pay for all or portions of specific programs. Often, federal funds require a state fund "match" in order to receive the federal allocation.

FISCAL AFFAIRS SUBCOMMITTEE -- Twenty members of the House of Representatives and the Senate comprise the Fiscal Affairs Subcommittee, which is authorized to meet when the General Assembly is not in session to consider fiscal affairs transfers as described below at the request of the Governor. The membership includes the House Speaker and four other State Representatives appointed by the Speaker, the Lieutenant Governor and four Senators appointed by the Lieutenant Governor, and five members of each house appointed by the Governor.

FISCAL AFFAIRS TRANSFERS -- Appropriations are made through allocations to specific object classes, and funds must be spent within those object classes. Language in each Appropriations Act states that "...no funds whatsoever, shall be transferred between object classes without the prior approval of at least 11 members of the Fiscal Affairs Subcommittee in a meeting called to consider said transfers. This...shall apply to all funds of each budget unit whatever source derived." Fiscal affairs transfers can be considered at any time at the Governor's request but are usually considered near the end of the fiscal year to help agencies to meet emergency needs and to address unanticipated budget problems.

FISCAL YEAR -- Any 12-month period at the end in which financial accounts are balanced. The state fiscal year begins July 1 and ends June 30. The federal fiscal year begins October 1 and ends September 30.

FRINGE BENEFITS -- Benefits that are provided to state employees over and above their salaries, as an inducement to employment. These benefits include retirement, health insurance and employer Social Security contributions. Fringe benefits are about 32% of an employee's salary.

FUNDS [i.e., state, total, other] -- As used for the general purposes of the budget summaries and schedules in this document, unless otherwise noted, refers to state revenues available or received. The state's specific governmental accounting fund classifications are documented in the state Comprehensive Annual Financial Report prepared by the Department of Audits and Accounts.

G

GENERAL FUNDS -- State money that is used for general purposes of state government. General funds are derived from taxes, fees and other general revenues and are appropriated to finance the ordinary operations of governmental units. These funds are included in the Governor's Revenue Estimate and are a part of the State's Budget Fund for accounting purposes.

GENERAL OBLIGATION BONDS -- Bonds sold by the state to fund major capital outlay projects or for the management of state debt. The bonds are backed by "the full faith, credit and taxing power of the state."

GLOSSARY

GUARANTEED REVENUE BONDS -- State-sold bonds that have the principal and interest payable from earnings of a public enterprise. The state is required by law to appropriate one year's debt payment and to retain the total at that level until the bonds have been retired. Guaranteed Revenue Bonds can only be issued for specific purposes as outlined in the State Constitution.

H

HOUSE BUDGET OFFICE -- An agency within the Legislative Branch that serves as budget advisor to the House of Representatives.

I

INDIGENT CARE TRUST FUNDS -- A program that involves the use of Medicaid funds to compensate disproportionate share hospitals for indigent care and to support expanding primary care programs. Participating hospitals make payments into the Trust Fund, and these payments are used to match with Medicaid funds. Most of the funds are then returned to the hospitals, with a small amount used for state-level programs. An amendment to the State Constitution authorized the newly revamped program and restricts the use of these funds. These funds are included in the Governor's Revenue Estimate and are a part of the State's Budget Fund for accounting purposes.

INDIRECT FUNDING -- The Appropriations Act each year allocates direct funding to the Department of Administrative Services (DOAS) for computer and telecommunications services to be provided to seven state agencies. These funds are allocated in this manner to facilitate cash flow for DOAS but are available to DOAS only as services are provided to each agency.

INDIVIDUAL INCOME TAX -- The tax is based upon an individual's federal adjusted gross income with specific adjustments as provided by state law. The tax is computed at a graduated rate and assessed in a range of 1% to 6% dependent on income levels and filing status.

INSURANCE PREMIUM TAX -- Tax based on premiums on persons, property, or risks in Georgia written by insurance companies conducting business in the state. The tax rate is 2.25% of gross direct premiums, with reductions for companies with certain percentages of their assets in Georgia.

INTER-AGENCY TRANSFERS -- A transfer of funds between state departments, either in an Appropriations Act or by the State Office of Planning and Budget pursuant to a legislative authorization.

L

LAPSE -- The automatic termination of an appropriation. Since most appropriations are made for a single fiscal year, any unexpended or unencumbered fund balances at the end of the fiscal year lapse into the state's general treasury, unless otherwise provided by law. There are two kinds of lapses. Non-allotted lapses occur when appropriations are never allotted to a state agency for expenditure and automatically revert to the state treasury on June 30 of each year. Audited lapses occur when budgeted funds are allotted to a state agency for expenditure but are not spent. These unspent funds are identified and lapsed by the State Auditor in the annual audit of each state agency.

LAPSE FACTOR -- A budgeting tool that withholds funds from appropriations, based on anticipated employee turnover and lower employee replacement costs.

LINE-ITEM APPROPRIATION -- An appropriation spelled out in language in the Appropriations Act that authorizes specific expenditures for a state agency. Line-items appropriations may be vetoed by the Governor.

LOTTERY FUNDS -- The net proceeds from the sale of lottery tickets dedicated to funding educational purposes and programs. By law educational purposes include capital outlay projects for educational facilities; tuition grants, scholarships or loans to citizens of Georgia to attend post-secondary institutions in Georgia; training to teachers in the use of electronic instructional technology; costs associated with purchasing, repairing and maintaining advanced electronic instructional technology; a voluntary pre-kindergarten program; and an education shortfall reserve. These funds are included in the Governor's Revenue Estimate and are a part of the State's Budget Fund for accounting purposes.

LUMP SUM -- A single appropriation for a specific purpose that does not specify a breakdown by object class expenditure.

M

MALT BEVERAGE TAX -- Taxed at \$1.08 per standard case of 24 12-ounce containers.

MATCHING FUNDS -- A type of federal or state grant that requires the government or agency receiving the grant to commit funding for a certain percentage of costs to be eligible for it.

MIDTERM ADJUSTMENT -- Additional appropriations to the State Board of Education in an Amended or Supplementary Budget to fund State Quality Basic Education (QBE) requirements for increased enrollment. Initial QBE funding cannot fully and accurately anticipate future enrollment. Midterm adjustments in funding are based on full-time equivalent enrollment counts during the fall quarter.

MIDYEAR ADJUSTMENT RESERVE -- A reserve of funds that was set aside each year from prior fiscal year surplus funds to provide additional spending in an Amended or Supplementary Budget. The reserve totaled 1% of prior year's net revenue, to the extent that surplus funds were available. Eliminated in calendar 2005 as part of the creation of a new Revenue Shortfall Reserve, which is explained elsewhere.

MOTOR FUEL RESERVES -- If actual motor fuel tax collections exceed the estimate, these funds are set-aside in a reserve and are appropriated to the State Department of Transportation in a subsequent Appropriations Act.

MOTOR FUEL TAX FUNDS -- All motor fuel revenue collections are allocated for public highway and bridge construction or maintenance by provisions of the State Constitution. These funds are included in the Governor's Revenue Estimate and are a part of the State's Budget Fund for accounting purposes. The state excise tax is 7½ cents per gallon. There is an additional tax of 4% of the retail sales price (1% sales tax and 3% on motor fuel tax). This tax is based upon an indexed retail sales price that is converted to a cent per gallon rate and is collected at the time of sale by the licensed distributor.

GLOSSARY

MOTOR VEHICLE LICENSE TAX -- Collected for the title registration and license tags of motor vehicles, trailers, and truck tractors. The cost of a regular license plate for a passenger car or light truck is \$20.

N

NON-APPROPRIATED FUNDS -- Monies received or spent that are not contemplated by an Appropriations Act. These funds must be amended into an agency's budget through a request to the Office of Planning and Budget.

O

OBJECT CLASS -- A grouping of similar expenditure items that form the basis of appropriations and records of expenditure. Establishment of budget object classes and changes are coordinated with the State Auditor's Chart of Accounts to ensure consistency in statewide financial reports. Common object classes are those that are shared by almost all agencies, including personal services, regular operating expenses, travel, motor vehicle purchases, postage, equipment, computer charges, real estate rentals and telecommunications. Unique object classes are those that apply to only one or a few agencies, such as public library materials and driver's license processing.

OFFICE OF PLANNING AND BUDGET (OPB) -- A part of the Office of the Governor with the responsibility of providing the Governor with assistance in the development and management of the state budget. OPB also is responsible for working with the State Auditor's Office in evaluating each program in state government at least once every 10 years. The Governor is the Director of the Budget.

ORIGINAL APPROPRIATION -- The first budget passed that sets appropriations for all of state government for the next full year after a legislative session. The budget is generally amended in midyear to more accurately reflect current needs of state agencies.

OTHER FUNDS -- Funds received by state agencies and institutions for services performed such as tuition fees paid by students to colleges, universities and technical colleges and fees collected by state parks. These funds are not turned into the state treasury but are retained by agencies and spent in accordance with an Appropriations Act or state law. Also known as agency funds.

P

PERFORMANCE MEASURES -- Quantitative or qualitative criteria by which to gauge a program's performance.

PERSONAL SERVICES -- The cost of state employees, including salary, fringe benefits and other expenses. This also includes temporary labor.

PRIVATIZATION -- A general term for the strategy that refers to the transfer of public sector activities to the private sector. Georgia's current privatization efforts are based on three considerations: government should not be in the business; and the private sector can perform more effectively, and more efficiently.

PROGRAM -- Systematic set of activities undertaken to accomplish an agency's core businesses.

PRIORITIZED PROGRAM BUDGET -- A performance/results and customer-focused method of budgeting wherein agency programs are identified and are funded based upon their importance in carrying out the agency's mission and core businesses. Programs are measured on their effectiveness and efficiency in achieving desired outcomes.

PROPERTY TAX -- Taxable value (assessed value) of real and personal property is 40% of fair market value, except for certain property as specified in state law. The state millage rate is 0.25 mills, or 25 cents per \$1,000 of assessed value. The state tax is collected locally with local property taxes and is remitted to the state.

R

RESULTS MEASURES -- Indicators by which to assess the impact of a program on its customers or community.

REVENUE ESTIMATE -- An estimate of revenues that will be collected by the state during a fiscal year. These revenues include taxes, fees and sales, and other general revenues that flow into the state treasury and are available for expenditure in a budget recommended by the Governor and approved by the General Assembly.

REVENUE SHORTFALL RESERVE -- An account established to make up shortages that might occur in revenue collections at the end of the fiscal year. Commonly known as the "rainy day" fund. The reserve cannot exceed 10% of the previous fiscal year's net revenue. For each existing fiscal year, the General Assembly may appropriate from this fund an amount up to 1% of the net revenue collections for the preceding fiscal year for funding increased K-12 needs. The Governor has the authority to release funds from the reserve in excess of 4% of the net revenue of the preceding fiscal year.

S

SALES TAX -- Common name for the state Sales and Use Tax levied upon retail sales, rentals, leases, use or consumption of tangible personal property, and certain services. The statewide sales tax rate is 4%. Various items are exempt from the state sales tax by state law.

SENATE BUDGET OFFICE -- An agency within the Legislative Branch that serves as budget advisor to the Senate.

STATE AID -- Grants and other funding provided by Georgia's state government to assist cities, counties, public schools and other allied groups in providing various services and programs to the citizens of Georgia.

STATE FUNDS -- Includes: (1) The taxes and fees collected by the state and deposited directly into the state treasury to be appropriated; (2) Reserves; (3) Surplus funds; (4) Lottery receipts; (5) Indigent Care Trust Funds; (6) Motor Fuel tax funds; and (7) Tobacco Settlement funds, all of which form the basis for the Governor's revenue estimate.

STATEMENT OF FINANCIAL CONDITION -- A statement which discloses the assets, liabilities, reserves and equities of the state and its governmental units at the end of each fiscal year.

STATE TREASURY -- A function of state government that receives, manages, invests and allocates all state revenues

GLOSSARY

that are available for expenditure through the state's general fund budgetary process. The function is managed by the Office of Treasury and Fiscal Services within the Department of Administrative Services.

STRATEGIC PLANNING -- The process through which a preferred future direction and organizational mission are established and periodically updated in light of changing trends and issues. Goals, objectives and strategies are adopted and implemented to guide an organization toward that preferred future direction.

SUB-OBJECT CLASS -- The lowest level of detail used in recording expenditures. Supplies and materials is a sub-object class of regular operating expenses.

SUPPLEMENTARY APPROPRIATIONS -- Increased funding that is approved by the General Assembly in a separate, stand-alone Appropriations Act, usually passed early in the session to get new money into projects with a high time priority. A supplementary appropriations act, which is often called a "speedy bill," cannot reduce spending or transfer funds previously appropriated.

SURPLUS -- Unspent funds at the end of a fiscal year. Surplus funds come from two sources: excess revenue collections over the revenue estimate, and unspent appropriations that were lapsed back to the state treasury and are available for re-appropriation.

T

TOBACCO SETTLEMENT FUNDS -- Funds received as part of the 1998 national settlement with five major tobacco manufacturers to recover smoking related costs. The settlement provides for annual payments to Georgia based on a formula, with annual adjustments based on inflation and

future national sales of cigarettes. These funds are included in the Governor's Revenue Estimate and are part of the State's Budget Fund for accounting purposes.

TOBACCO TAX -- The state tax on cigars is 23% of the wholesale cost price; the tax on cigarettes is 37 cents per pack of 20 (\$3.70 per carton). The state tax on loose or smokeless tobacco is 10% of the wholesaler's cost.

U

UNIT -- A state agency or a division within an agency that is authorized to receive an appropriation. Functions or activities are a part of a unit.

USER TAXES AND FEES -- Charges associated with using a particular service provided by state government to its citizens. The charge generally recovers the cost of providing the service. Examples include state park receipts and driver's licenses.

V

VETO -- An action by the Governor that rejects appropriations passed by the General Assembly. The Governor is authorized to veto by line-item specific spending authorizations, or language within an appropriations bill, or the entire bill. Line-item vetoes are more customary.

W

WINE TAX -- An excise tax of 11 cents per liter on the first sale, use, or final delivery within the state and an import tax of 29 cents per liter for table wines; dessert wines (more than 14%, but not more than 21% alcohol by volume) have an excise tax of 27 cents per liter and an import tax of 40 cents per liter.

State of Georgia
Office of Planning and Budget
270 Washington Street, SW
Atlanta, GA 30334-8500

(404)656-3820
www.opb.state.ga.us

